



# pytest

## **pytest Documentation**

***Release 8.0***

**holger krekel, trainer and consultant, <https://merlinux.eu/>**

**Feb 24, 2024**



# CONTENTS

<b>1</b>	<b>Start here</b>	<b>3</b>
1.1	Get Started . . . . .	3
<b>2</b>	<b>How-to guides</b>	<b>9</b>
2.1	How to invoke pytest . . . . .	9
2.2	How to write and report assertions in tests . . . . .	12
2.3	How to use fixtures . . . . .	19
2.4	How to mark test functions with attributes . . . . .	49
2.5	How to parametrize fixtures and test functions . . . . .	50
2.6	How to use temporary directories and files in tests . . . . .	54
2.7	How to monkeypatch/mock modules and environments . . . . .	56
2.8	How to run doctests . . . . .	63
2.9	How to re-run failed tests and maintain state between test runs . . . . .	68
2.10	How to manage logging . . . . .	73
2.11	How to capture stdout/stderr output . . . . .	77
2.12	How to capture warnings . . . . .	80
2.13	How to use skip and xfail to deal with tests that cannot succeed . . . . .	86
2.14	How to install and use plugins . . . . .	93
2.15	Writing plugins . . . . .	94
2.16	Writing hook functions . . . . .	101
2.17	How to use pytest with an existing test suite . . . . .	106
2.18	How to use unittest-based tests with pytest . . . . .	106
2.19	How to run tests written for nose . . . . .	110
2.20	How to implement xunit-style set-up . . . . .	111
2.21	How to set up bash completion . . . . .	113
<b>3</b>	<b>Reference guides</b>	<b>115</b>
3.1	Fixtures reference . . . . .	115
3.2	Pytest Plugin List . . . . .	133
3.3	Configuration . . . . .	234
3.4	API Reference . . . . .	238
<b>4</b>	<b>Explanation</b>	<b>347</b>
4.1	Anatomy of a test . . . . .	347
4.2	About fixtures . . . . .	348
4.3	Good Integration Practices . . . . .	350
4.4	Flaky tests . . . . .	354
4.5	pytest import mechanisms and <code>sys.path/PYTHONPATH</code> . . . . .	357
<b>5</b>	<b>Further topics</b>	<b>361</b>

5.1	Examples and customization tricks . . . . .	361
5.2	Backwards Compatibility Policy . . . . .	425
5.3	History . . . . .	426
5.4	Python version support . . . . .	427
5.5	Deprecations and Removals . . . . .	427
5.6	Contribution getting started . . . . .	447
5.7	Development Guide . . . . .	456
5.8	Sponsor . . . . .	456
5.9	pytest for enterprise . . . . .	456
5.10	License . . . . .	457
5.11	Contact channels . . . . .	458
5.12	History . . . . .	458
5.13	Historical Notes . . . . .	460
5.14	Talks and Tutorials . . . . .	464
	<b>Index</b>	<b>467</b>

[Download latest version as PDF](#)



## START HERE

## 1.1 Get Started

### 1.1.1 Install `pytest`

`pytest` requires: Python 3.8+ or PyPy3.

1. Run the following command in your command line:

```
pip install -U pytest
```

2. Check that you installed the correct version:

```
$ pytest --version
pytest 8.0.2
```

### 1.1.2 Create your first test

Create a new file called `test_sample.py`, containing a function, and a test:

```
# content of test_sample.py
def func(x):
    return x + 1

def test_answer():
    assert func(3) == 5
```

The test

```
$ pytest
===== test session starts =====
platform linux -- Python 3.x.y, pytest-8.x.y, pluggy-1.x.y
rootdir: /home/sweet/project
collected 1 item

test_sample.py F [100%]

===== FAILURES =====
_____ test_answer _____

    def test_answer():
```

(continues on next page)

(continued from previous page)

```
>         assert func(3) == 5
E         assert 4 == 5
E         +   where 4 = func(3)

test_sample.py:6: AssertionError
===== short test summary info =====
FAILED test_sample.py::test_answer - assert 4 == 5
===== 1 failed in 0.12s =====
```

The [100%] refers to the overall progress of running all test cases. After it finishes, pytest then shows a failure report because `func(3)` does not return 5.

---

**Note:** You can use the `assert` statement to verify test expectations. pytest’s [Advanced assertion introspection](#) will intelligently report intermediate values of the assert expression so you can avoid the many names of JUnit legacy methods.

---

### 1.1.3 Run multiple tests

pytest will run all files of the form `test_*.py` or `*_test.py` in the current directory and its subdirectories. More generally, it follows *standard test discovery rules*.

### 1.1.4 Assert that a certain exception is raised

Use the *raises* helper to assert that some code raises an exception:

```
# content of test_sysexit.py
import pytest

def f():
    raise SystemExit(1)

def test_mytest():
    with pytest.raises(SystemExit):
        f()
```

You can also use the context provided by *raises* to assert that an expected exception is part of a raised `ExceptionGroup`:

```
# content of test_exceptiongroup.py
import pytest

def f():
    raise ExceptionGroup(
        "Group message",
        [
            RuntimeError(),
        ],
    )

def test_exception_in_group():
```

(continues on next page)



(continued from previous page)

```
with pytest.raises(ExceptionGroup) as excinfo:
    f()
assert excinfo.group_contains(RuntimeError)
assert not excinfo.group_contains(TypeError)
```

Execute the test function with “quiet” reporting mode:

```
$ pytest -q test_sysexit.py
.
1 passed in 0.12s [100%]
```

**Note:** The `-q/--quiet` flag keeps the output brief in this and following examples.

### 1.1.5 Group multiple tests in a class

Once you develop multiple tests, you may want to group them into a class. pytest makes it easy to create a class containing more than one test:

```
# content of test_class.py
class TestClass:
    def test_one(self):
        x = "this"
        assert "h" in x

    def test_two(self):
        x = "hello"
        assert hasattr(x, "check")
```

pytest discovers all tests following its *Conventions for Python test discovery*, so it finds both `test_` prefixed functions. There is no need to subclass anything, but make sure to prefix your class with `Test` otherwise the class will be skipped. We can simply run the module by passing its filename:

```
$ pytest -q test_class.py
.F [100%]
===== FAILURES =====
_____ TestClass.test_two _____

self = <test_class.TestClass object at 0xdeadbeef0001>

    def test_two(self):
        x = "hello"
>       assert hasattr(x, "check")
E       AssertionError: assert False
E       + where False = hasattr('hello', 'check')

test_class.py:8: AssertionError
===== short test summary info =====
FAILED test_class.py::TestClass::test_two - AssertionError: assert False
1 failed, 1 passed in 0.12s
```

The first test passed and the second failed. You can easily see the intermediate values in the assertion to help you understand the reason for the failure.

Grouping tests in classes can be beneficial for the following reasons:

- Test organization
- Sharing fixtures for tests only in that particular class
- Applying marks at the class level and having them implicitly apply to all tests

Something to be aware of when grouping tests inside classes is that each test has a unique instance of the class. Having each test share the same class instance would be very detrimental to test isolation and would promote poor test practices. This is outlined below:

```
# content of test_class_demo.py
class TestClassDemoInstance:
    value = 0

    def test_one(self):
        self.value = 1
        assert self.value == 1

    def test_two(self):
        assert self.value == 1
```

```
$ pytest -k TestClassDemoInstance -q
.F                                                                    [100%]
===== FAILURES =====
_____ TestClassDemoInstance.test_two _____

self = <test_class_demo.TestClassDemoInstance object at 0xdeadbeef0002>

    def test_two(self):
>         assert self.value == 1
E         assert 0 == 1
E         + where 0 = <test_class_demo.TestClassDemoInstance object at 0xdeadbeef0002>
E         +   .value

test_class_demo.py:9: AssertionError
===== short test summary info =====
FAILED test_class_demo.py::TestClassDemoInstance::test_two - assert 0 == 1
1 failed, 1 passed in 0.12s
```

Note that attributes added at class level are *class attributes*, so they will be shared between tests.

## 1.1.6 Request a unique temporary directory for functional tests

pytest provides Builtin fixtures/function arguments to request arbitrary resources, like a unique temporary directory:

```
# content of test_tmp_path.py
def test_needsfiles(tmp_path):
    print(tmp_path)
    assert 0
```

List the name `tmp_path` in the test function signature and `pytest` will lookup and call a fixture factory to create the resource before performing the test function call. Before the test runs, `pytest` creates a unique-per-test-invocation temporary directory:

```
$ pytest -q test_tmp_path.py
F                                                                    [100%]
===== FAILURES =====
```

(continues on next page)

(continued from previous page)

```

_____ test_needsfiles _____

tmp_path = PosixPath('PYTEST_TMPDIR/test_needsfiles0')

    def test_needsfiles(tmp_path):
        print(tmp_path)
>         assert 0
E         assert 0

test_tmp_path.py:3: AssertionError
----- Captured stdout call -----
PYTEST_TMPDIR/test_needsfiles0
===== short test summary info =====
FAILED test_tmp_path.py::test_needsfiles - assert 0
1 failed in 0.12s

```

More info on temporary directory handling is available at [Temporary directories and files](#).

Find out what kind of builtin *pytest fixtures* exist with the command:

```
pytest --fixtures # shows builtin and custom fixtures
```

Note that this command omits fixtures with leading `_` unless the `-v` option is added.

### 1.1.7 Continue reading

Check out additional pytest resources to help you customize tests for your unique workflow:

- “[How to invoke pytest](#)” for command line invocation examples
- “[How to use pytest with an existing test suite](#)” for working with pre-existing tests
- “[How to mark test functions with attributes](#)” for information on the `pytest.mark` mechanism
- “[Fixtures reference](#)” for providing a functional baseline to your tests
- “[Writing plugins](#)” for managing and writing plugins
- “[Good Integration Practices](#)” for virtualenv and test layouts



## HOW-TO GUIDES

### 2.1 How to invoke pytest

**See also:**

*Complete pytest command-line flag reference*

In general, pytest is invoked with the command `pytest` (see below for *other ways to invoke pytest*). This will execute all tests in all files whose names follow the form `test_*.py` or `\*_test.py` in the current directory and its subdirectories. More generally, pytest follows *standard test discovery rules*.

#### 2.1.1 Specifying which tests to run

Pytest supports several ways to run and select tests from the command-line.

**Run tests in a module**

```
pytest test_mod.py
```

**Run tests in a directory**

```
pytest testing/
```

**Run tests by keyword expressions**

```
pytest -k 'MyClass and not method'
```

This will run tests which contain names that match the given *string expression* (case-insensitive), which can include Python operators that use filenames, class names and function names as variables. The example above will run `TestMyClass.test_something` but not `TestMyClass.test_method_simple`. Use `"` instead of `'` in expression when running this on Windows

**Run tests by collection arguments**

Pass the module filename relative to the working directory, followed by specifiers like the class name and function name separated by `::` characters, and parameters from parameterization enclosed in `[]`.

To run a specific test within a module:

```
pytest tests/test_mod.py::test_func
```

To run all tests in a class:

```
pytest tests/test_mod.py::TestClass
```

Specifying a specific test method:

```
pytest tests/test_mod.py::TestClass::test_method
```

Specifying a specific parametrization of a test:

```
pytest tests/test_mod.py::test_func[x1,y2]
```

### Run tests by marker expressions

```
pytest -m slow
```

Will run all tests which are decorated with the `@pytest.mark.slow` decorator.

For more information see [marks](#).

### Run tests from packages

```
pytest --pyargs pkg.testing
```

This will import `pkg.testing` and use its filesystem location to find and run tests from.

## 2.1.2 Getting help on version, option names, environment variables

```
pytest --version      # shows where pytest was imported from
pytest --fixtures      # show available builtin function arguments
pytest -h | --help    # show help on command line and config file options
```

## 2.1.3 Profiling test execution duration

Changed in version 6.0.

To get a list of the slowest 10 test durations over 1.0s long:

```
pytest --durations=10 --durations-min=1.0
```

By default, pytest will not show test durations that are too small ( $<0.005$ s) unless `-vv` is passed on the command-line.

## 2.1.4 Managing loading of plugins

### Early loading plugins

You can early-load plugins (internal and external) explicitly in the command-line with the `-p` option:

```
pytest -p mypluginmodule
```

The option receives a `name` parameter, which can be:

- A full module dotted name, for example `myproject.plugins`. This dotted name must be importable.
- The entry-point name of a plugin. This is the name passed to `setuptools` when the plugin is registered. For example to early-load the `pytest-cov` plugin you can use:

```
pytest -p pytest_cov
```

## Disabling plugins

To disable loading specific plugins at invocation time, use the `-p` option together with the prefix `no:`.

Example: to disable loading the plugin `doctest`, which is responsible for executing `doctest` tests from text files, invoke `pytest` like this:

```
pytest -p no:doctest
```

## 2.1.5 Other ways of calling pytest

### Calling pytest through `python -m pytest`

You can invoke testing through the Python interpreter from the command line:

```
python -m pytest [...]
```

This is almost equivalent to invoking the command line script `pytest [...]` directly, except that calling via `python` will also add the current directory to `sys.path`.

### Calling pytest from Python code

You can invoke `pytest` from Python code directly:

```
retcode = pytest.main()
```

this acts as if you would call “`pytest`” from the command line. It will not raise `SystemExit` but return the exit code instead. If you don’t pass it any arguments, `main` reads the arguments from the command line arguments of the process (`sys.argv`), which may be undesirable. You can pass in options and arguments explicitly:

```
retcode = pytest.main(["-x", "mytestdir"])
```

You can specify additional plugins to `pytest.main`:

```
# content of myinvoke.py
import sys

import pytest

class MyPlugin:
    def pytest_sessionfinish(self):
        print("*** test run reporting finishing")

if __name__ == "__main__":
    sys.exit(pytest.main(["-qq"], plugins=[MyPlugin()]))
```

Running it will show that `MyPlugin` was added and its hook was invoked:

```
$ python myinvoke.py
*** test run reporting finishing
```

**Note:** Calling `pytest.main()` will result in importing your tests and any modules that they import. Due to the caching mechanism of python’s import system, making subsequent calls to `pytest.main()` from the same process will not reflect changes to those files between the calls. For this reason, making multiple calls to `pytest.main()` from the same process (in order to re-run tests, for example) is not recommended.

---

## 2.2 How to write and report assertions in tests

### 2.2.1 Asserting with the `assert` statement

pytest allows you to use the standard Python `assert` for verifying expectations and values in Python tests. For example, you can write the following:

```
# content of test_assert1.py
def f():
    return 3

def test_function():
    assert f() == 4
```

to assert that your function returns a certain value. If this assertion fails you will see the return value of the function call:

```
$ pytest test_assert1.py
===== test session starts =====
platform linux -- Python 3.x.y, pytest-8.x.y, pluggy-1.x.y
rootdir: /home/sweet/project
collected 1 item

test_assert1.py F [100%]

===== FAILURES =====
_____ test_function _____

    def test_function():
>     assert f() == 4
E       assert 3 == 4
E       + where 3 = f()

test_assert1.py:6: AssertionError
===== short test summary info =====
FAILED test_assert1.py::test_function - assert 3 == 4
===== 1 failed in 0.12s =====
```

pytest has support for showing the values of the most common subexpressions including calls, attributes, comparisons, and binary and unary operators. (See [Demo of Python failure reports with pytest](#)). This allows you to use the idiomatic python constructs without boilerplate code while not losing introspection information.

If a message is specified with the assertion like this:



```
assert a % 2 == 0, "value was odd, should be even"
```

it is printed alongside the assertion introspection in the traceback.

See [Assertion introspection details](#) for more information on assertion introspection.

## 2.2.2 Assertions about expected exceptions

In order to write assertions about raised exceptions, you can use `pytest.raises()` as a context manager like this:

```
import pytest

def test_zero_division():
    with pytest.raises(ZeroDivisionError):
        1 / 0
```

and if you need to have access to the actual exception info you may use:

```
def test_recursion_depth():
    with pytest.raises(RuntimeError) as excinfo:

        def f():
            f()

        f()
    assert "maximum recursion" in str(excinfo.value)
```

`excinfo` is an `ExceptionInfo` instance, which is a wrapper around the actual exception raised. The main attributes of interest are `.type`, `.value` and `.traceback`.

Note that `pytest.raises` will match the exception type or any subclasses (like the standard `except` statement). If you want to check if a block of code is raising an exact exception type, you need to check that explicitly:

```
def test_foo_not_implemented():
    def foo():
        raise NotImplementedError

    with pytest.raises(RuntimeError) as excinfo:
        foo()
    assert excinfo.type is RuntimeError
```

The `pytest.raises()` call will succeed, even though the function raises `NotImplementedError`, because `NotImplementedError` is a subclass of `RuntimeError`; however the following `assert` statement will catch the problem.

## Matching exception messages

You can pass a `match` keyword parameter to the context-manager to test that a regular expression matches on the string representation of an exception (similar to the `TestCase.assertRaisesRegex` method from `unittest`):

```
import pytest

def myfunc():
    raise ValueError("Exception 123 raised")

def test_match():
    with pytest.raises(ValueError, match=r".* 123 .*"):
        myfunc()
```

Notes:

- The `match` parameter is matched with the `re.search()` function, so in the above example `match='123'` would have worked as well.
- The `match` parameter also matches against [PEP-678](#) `__notes__`.

## Matching exception groups

You can also use the `excinfo.group_contains()` method to test for exceptions returned as part of an `ExceptionGroup`:

```
def test_exception_in_group():
    with pytest.raises(ExceptionGroup) as excinfo:
        raise ExceptionGroup(
            "Group message",
            [
                RuntimeError("Exception 123 raised"),
            ],
        )
    assert excinfo.group_contains(RuntimeError, match=r".* 123 .*")
    assert not excinfo.group_contains(TypeError)
```

The optional `match` keyword parameter works the same way as for `pytest.raises()`.

By default `group_contains()` will recursively search for a matching exception at any level of nested `ExceptionGroup` instances. You can specify a `depth` keyword parameter if you only want to match an exception at a specific level; exceptions contained directly in the top `ExceptionGroup` would match `depth=1`.

```
def test_exception_in_group_at_given_depth():
    with pytest.raises(ExceptionGroup) as excinfo:
        raise ExceptionGroup(
            "Group message",
            [
                RuntimeError(),
                ExceptionGroup(
                    "Nested group",
                    [
                        TypeError(),
                    ],
                ),
            ],
        )
```

(continues on next page)

(continued from previous page)

```

    ],
)
assert excinfo.group_contains(RuntimeError, depth=1)
assert excinfo.group_contains(TypeError, depth=2)
assert not excinfo.group_contains(RuntimeError, depth=2)
assert not excinfo.group_contains(TypeError, depth=1)

```

### Alternate form (legacy)

There is an alternate form where you pass a function that will be executed, along `*args` and `**kwargs`, and `pytest.raises()` will execute the function with the arguments and assert that the given exception is raised:

```

def func(x):
    if x <= 0:
        raise ValueError("x needs to be larger than zero")

pytest.raises(ValueError, func, x=-1)

```

The reporter will provide you with helpful output in case of failures such as *no exception* or *wrong exception*.

This form was the original `pytest.raises()` API, developed before the `with` statement was added to the Python language. Nowadays, this form is rarely used, with the context-manager form (using `with`) being considered more readable. Nonetheless, this form is fully supported and not deprecated in any way.

### xfail mark and pytest.raises

It is also possible to specify a `raises` argument to `pytest.mark.xfail`, which checks that the test is failing in a more specific way than just having any exception raised:

```

def f():
    raise IndexError()

@pytest.mark.xfail(raises=IndexError)
def test_f():
    f()

```

This will only “xfail” if the test fails by raising `IndexError` or subclasses.

- Using `pytest.mark.xfail` with the `raises` parameter is probably better for something like documenting unfixed bugs (where the test describes what “should” happen) or bugs in dependencies.
- Using `pytest.raises()` is likely to be better for cases where you are testing exceptions your own code is deliberately raising, which is the majority of cases.

## 2.2.3 Assertions about expected warnings

You can check that code raises a particular warning using *pytest.warns*.

## 2.2.4 Making use of context-sensitive comparisons

pytest has rich support for providing context-sensitive information when it encounters comparisons. For example:

```
# content of test_assert2.py
def test_set_comparison():
    set1 = set("1308")
    set2 = set("8035")
    assert set1 == set2
```

if you run this module:

```
$ pytest test_assert2.py
===== test session starts =====
platform linux -- Python 3.x.y, pytest-8.x.y, pluggy-1.x.y
rootdir: /home/sweet/project
collected 1 item

test_assert2.py F [100%]

===== FAILURES =====
_____ test_set_comparison _____

    def test_set_comparison():
        set1 = set("1308")
        set2 = set("8035")
>       assert set1 == set2
E       AssertionError: assert {'0', '1', '3', '8'} == {'0', '3', '5', '8'}
E
E       Extra items in the left set:
E       '1'
E       Extra items in the right set:
E       '5'
E       Use -v to get more diff

test_assert2.py:4: AssertionError
===== short test summary info =====
FAILED test_assert2.py::test_set_comparison - AssertionError: assert {'0'...
===== 1 failed in 0.12s =====
```

Special comparisons are done for a number of cases:

- comparing long strings: a context diff is shown
- comparing long sequences: first failing indices
- comparing dicts: different entries

See the [reporting demo](#) for many more examples.

## 2.2.5 Defining your own explanation for failed assertions

It is possible to add your own detailed explanations by implementing the `pytest_assertrepr_compare` hook.

**pytest\_assertrepr\_compare** (*config, op, left, right*)

Return explanation for comparisons in failing assert expressions.

Return None for no custom explanation, otherwise return a list of strings. The strings will be joined by newlines but any newlines *in* a string will be escaped. Note that all but the first line will be indented slightly, the intention is for the first line to be a summary.

### Parameters

- **config** (*Config*) – The pytest config object.
- **op** (*str*) – The operator, e.g. "==", "!=", "not in".
- **left** (*object*) – The left operand.
- **right** (*object*) – The right operand.

As an example consider adding the following hook in a *conftest.py* file which provides an alternative explanation for `Foo` objects:

```
# content of conftest.py
from test_foocompare import Foo

def pytest_assertrepr_compare(op, left, right):
    if isinstance(left, Foo) and isinstance(right, Foo) and op == "==":
        return [
            "Comparing Foo instances:",
            f"    vals: {left.val} != {right.val}",
        ]
```

now, given this test module:

```
# content of test_foocompare.py
class Foo:
    def __init__(self, val):
        self.val = val

    def __eq__(self, other):
        return self.val == other.val

def test_compare():
    f1 = Foo(1)
    f2 = Foo(2)
    assert f1 == f2
```

you can run the test module and get the custom output defined in the conftest file:

```
$ pytest -q test_foocompare.py
F [100%]
===== FAILURES =====
_____ test_compare _____

def test_compare():
    f1 = Foo(1)
```

(continues on next page)

(continued from previous page)

```

        f2 = Foo(2)
>         assert f1 == f2
E         assert Comparing Foo instances:
E             vals: 1 != 2

test_foocompare.py:12: AssertionError
===== short test summary info =====
FAILED test_foocompare.py::test_compare - assert Comparing Foo instances:
1 failed in 0.12s

```

## 2.2.6 Assertion introspection details

Reporting details about a failing assertion is achieved by rewriting assert statements before they are run. Rewritten assert statements put introspection information into the assertion failure message. `pytest` only rewrites test modules directly discovered by its test collection process, so **asserts in supporting modules which are not themselves test modules will not be rewritten**.

You can manually enable assertion rewriting for an imported module by calling `register_assert_rewrite` before you import it (a good place to do that is in your root `conftest.py`).

For further information, Benjamin Peterson wrote up [Behind the scenes of pytest's new assertion rewriting](#).

### Assertion rewriting caches files on disk

`pytest` will write back the rewritten modules to disk for caching. You can disable this behavior (for example to avoid leaving stale `.pyc` files around in projects that move files around a lot) by adding this to the top of your `conftest.py` file:

```

import sys

sys.dont_write_bytecode = True

```

Note that you still get the benefits of assertion introspection, the only change is that the `.pyc` files won't be cached on disk.

Additionally, rewriting will silently skip caching if it cannot write new `.pyc` files, i.e. in a read-only filesystem or a zipfile.

### Disabling assert rewriting

`pytest` rewrites test modules on import by using an import hook to write new `pyc` files. Most of the time this works transparently. However, if you are working with the import machinery yourself, the import hook may interfere.

If this is the case you have two options:

- Disable rewriting for a specific module by adding the string `PYTEST_DONT_REWRITE` to its docstring.
- Disable rewriting for all modules by using `--assert=plain`.

## 2.3 How to use fixtures

**See also:**

*About fixtures*

**See also:**

*Fixtures reference*

### 2.3.1 “Requesting” fixtures

At a basic level, test functions request fixtures they require by declaring them as arguments.

When pytest goes to run a test, it looks at the parameters in that test function’s signature, and then searches for fixtures that have the same names as those parameters. Once pytest finds them, it runs those fixtures, captures what they returned (if anything), and passes those objects into the test function as arguments.

#### Quick example

```
import pytest

class Fruit:
    def __init__(self, name):
        self.name = name
        self.cubed = False

    def cube(self):
        self.cubed = True

class FruitSalad:
    def __init__(self, *fruit_bowl):
        self.fruit = fruit_bowl
        self._cube_fruit()

    def _cube_fruit(self):
        for fruit in self.fruit:
            fruit.cube()

# Arrange
@pytest.fixture
def fruit_bowl():
    return [Fruit("apple"), Fruit("banana")]

def test_fruit_salad(fruit_bowl):
    # Act
    fruit_salad = FruitSalad(*fruit_bowl)

    # Assert
    assert all(fruit.cubed for fruit in fruit_salad.fruit)
```

In this example, `test_fruit_salad` “requests” `fruit_bowl` (i.e. `def test_fruit_salad(fruit_bowl):`), and when pytest sees this, it will execute the `fruit_bowl` fixture function and pass the object it returns into `test_fruit_salad` as the `fruit_bowl` argument.

Here’s roughly what’s happening if we were to do it by hand:

```
def fruit_bowl():
    return [Fruit("apple"), Fruit("banana")]

def test_fruit_salad(fruit_bowl):
    # Act
    fruit_salad = FruitSalad(*fruit_bowl)

    # Assert
    assert all(fruit.cubed for fruit in fruit_salad.fruit)

# Arrange
bowl = fruit_bowl()
test_fruit_salad(fruit_bowl=bowl)
```

## Fixtures can request other fixtures

One of pytest’s greatest strengths is its extremely flexible fixture system. It allows us to boil down complex requirements for tests into more simple and organized functions, where we only need to have each one describe the things they are dependent on. We’ll get more into this further down, but for now, here’s a quick example to demonstrate how fixtures can use other fixtures:

```
# contents of test_append.py
import pytest

# Arrange
@pytest.fixture
def first_entry():
    return "a"

# Arrange
@pytest.fixture
def order(first_entry):
    return [first_entry]

def test_string(order):
    # Act
    order.append("b")

    # Assert
    assert order == ["a", "b"]
```

Notice that this is the same example from above, but very little changed. The fixtures in pytest **request** fixtures just like tests. All the same **requesting** rules apply to fixtures that do for tests. Here’s how this example would work if we did it by hand:



```
def first_entry():
    return "a"

def order(first_entry):
    return [first_entry]

def test_string(order):
    # Act
    order.append("b")

    # Assert
    assert order == ["a", "b"]

entry = first_entry()
the_list = order(first_entry=entry)
test_string(order=the_list)
```

## Fixtures are reusable

One of the things that makes pytest's fixture system so powerful, is that it gives us the ability to define a generic setup step that can be reused over and over, just like a normal function would be used. Two different tests can request the same fixture and have pytest give each test their own result from that fixture.

This is extremely useful for making sure tests aren't affected by each other. We can use this system to make sure each test gets its own fresh batch of data and is starting from a clean state so it can provide consistent, repeatable results.

Here's an example of how this can come in handy:

```
# contents of test_append.py
import pytest

# Arrange
@pytest.fixture
def first_entry():
    return "a"

# Arrange
@pytest.fixture
def order(first_entry):
    return [first_entry]

def test_string(order):
    # Act
    order.append("b")

    # Assert
    assert order == ["a", "b"]

def test_int(order):
```

(continues on next page)

(continued from previous page)

```
# Act
order.append(2)

# Assert
assert order == ["a", 2]
```

Each test here is being given its own copy of that `list` object, which means the `order` fixture is getting executed twice (the same is true for the `first_entry` fixture). If we were to do this by hand as well, it would look something like this:

```
def first_entry():
    return "a"

def order(first_entry):
    return [first_entry]

def test_string(order):
    # Act
    order.append("b")

    # Assert
    assert order == ["a", "b"]

def test_int(order):
    # Act
    order.append(2)

    # Assert
    assert order == ["a", 2]

entry = first_entry()
the_list = order(first_entry=entry)
test_string(order=the_list)

entry = first_entry()
the_list = order(first_entry=entry)
test_int(order=the_list)
```

### A test/fixture can request more than one fixture at a time

Tests and fixtures aren't limited to **requesting** a single fixture at a time. They can request as many as they like. Here's another quick example to demonstrate:

```
# contents of test_append.py
import pytest

# Arrange
@pytest.fixture
def first_entry():
    return "a"
```

(continues on next page)

(continued from previous page)

```

# Arrange
@pytest.fixture
def second_entry():
    return 2

# Arrange
@pytest.fixture
def order(first_entry, second_entry):
    return [first_entry, second_entry]

# Arrange
@pytest.fixture
def expected_list():
    return ["a", 2, 3.0]

def test_string(order, expected_list):
    # Act
    order.append(3.0)

    # Assert
    assert order == expected_list

```

### Fixtures can be requested more than once per test (return values are cached)

Fixtures can also be **requested** more than once during the same test, and pytest won't execute them again for that test. This means we can **request** fixtures in multiple fixtures that are dependent on them (and even again in the test itself) without those fixtures being executed more than once.

```

# contents of test_append.py
import pytest

# Arrange
@pytest.fixture
def first_entry():
    return "a"

# Arrange
@pytest.fixture
def order():
    return []

# Act
@pytest.fixture
def append_first(order, first_entry):
    return order.append(first_entry)

```

(continues on next page)

(continued from previous page)

```
def test_string_only(append_first, order, first_entry):
    # Assert
    assert order == [first_entry]
```

If a **requested** fixture was executed once for every time it was **requested** during a test, then this test would fail because both `append_first` and `test_string_only` would see `order` as an empty list (i.e. `[]`), but since the return value of `order` was cached (along with any side effects executing it may have had) after the first time it was called, both the test and `append_first` were referencing the same object, and the test saw the effect `append_first` had on that object.

## 2.3.2 Autouse fixtures (fixtures you don't have to request)

Sometimes you may want to have a fixture (or even several) that you know all your tests will depend on. “Autouse” fixtures are a convenient way to make all tests automatically **request** them. This can cut out a lot of redundant **requests**, and can even provide more advanced fixture usage (more on that further down).

We can make a fixture an autouse fixture by passing in `autouse=True` to the fixture's decorator. Here's a simple example for how they can be used:

```
# contents of test_append.py
import pytest

@pytest.fixture
def first_entry():
    return "a"

@pytest.fixture
def order(first_entry):
    return []

@pytest.fixture(autouse=True)
def append_first(order, first_entry):
    return order.append(first_entry)

def test_string_only(order, first_entry):
    assert order == [first_entry]

def test_string_and_int(order, first_entry):
    order.append(2)
    assert order == [first_entry, 2]
```

In this example, the `append_first` fixture is an autouse fixture. Because it happens automatically, both tests are affected by it, even though neither test **requested** it. That doesn't mean they *can't* be **requested** though; just that it isn't *necessary*.

### 2.3.3 Scope: sharing fixtures across classes, modules, packages or session

Fixtures requiring network access depend on connectivity and are usually time-expensive to create. Extending the previous example, we can add a `scope="module"` parameter to the `@pytest.fixture` invocation to cause a `smtp_connection` fixture function, responsible to create a connection to a preexisting SMTP server, to only be invoked once per test *module* (the default is to invoke once per test *function*). Multiple test functions in a test module will thus each receive the same `smtp_connection` fixture instance, thus saving time. Possible values for `scope` are: `function`, `class`, `module`, `package` or `session`.

The next example puts the fixture function into a separate `conftest.py` file so that tests from multiple test modules in the directory can access the fixture function:

```
# content of conftest.py
import smtplib

import pytest

@pytest.fixture(scope="module")
def smtp_connection():
    return smtplib.SMTP("smtp.gmail.com", 587, timeout=5)
```

```
# content of test_module.py

def test_ehlo(smtp_connection):
    response, msg = smtp_connection.ehlo()
    assert response == 250
    assert b"smtp.gmail.com" in msg
    assert 0 # for demo purposes

def test_noop(smtp_connection):
    response, msg = smtp_connection.noop()
    assert response == 250
    assert 0 # for demo purposes
```

Here, the `test_ehlo` needs the `smtp_connection` fixture value. `pytest` will discover and call the `@pytest.fixture` marked `smtp_connection` fixture function. Running the test looks like this:

```
$ pytest test_module.py
===== test session starts =====
platform linux -- Python 3.x.y, pytest-8.x.y, pluggy-1.x.y
rootdir: /home/sweet/project
collected 2 items

test_module.py FF [100%]

===== FAILURES =====
_____ test_ehlo _____

smtp_connection = <smtplib.SMTP object at 0xdeadbeef0001>

    def test_ehlo(smtp_connection):
        response, msg = smtp_connection.ehlo()
        assert response == 250
        assert b"smtp.gmail.com" in msg
```

(continues on next page)

(continued from previous page)

```
>         assert 0 # for demo purposes
E         assert 0

test_module.py:7: AssertionError
_____ test_noop _____

smtp_connection = <smtplib.SMTP object at 0xdeadbeef0001>

    def test_noop(smtp_connection):
        response, msg = smtp_connection.noop()
        assert response == 250
>         assert 0 # for demo purposes
E         assert 0

test_module.py:13: AssertionError
===== short test summary info =====
FAILED test_module.py::test_ehlo - assert 0
FAILED test_module.py::test_noop - assert 0
===== 2 failed in 0.12s =====
```

You see the two `assert 0` failing and more importantly you can also see that the **exactly same** `smtp_connection` object was passed into the two test functions because pytest shows the incoming argument values in the traceback. As a result, the two test functions using `smtp_connection` run as quick as a single one because they reuse the same instance.

If you decide that you rather want to have a session-scoped `smtp_connection` instance, you can simply declare it:

```
@pytest.fixture(scope="session")
def smtp_connection():
    # the returned fixture value will be shared for
    # all tests requesting it
    ...
```

## Fixture scopes

Fixtures are created when first requested by a test, and are destroyed based on their `scope`:

- `function`: the default scope, the fixture is destroyed at the end of the test.
- `class`: the fixture is destroyed during teardown of the last test in the class.
- `module`: the fixture is destroyed during teardown of the last test in the module.
- `package`: the fixture is destroyed during teardown of the last test in the package.
- `session`: the fixture is destroyed at the end of the test session.

---

**Note:** Pytest only caches one instance of a fixture at a time, which means that when using a parametrized fixture, pytest may invoke a fixture more than once in the given scope.

---

## Dynamic scope

New in version 5.2.

In some cases, you might want to change the scope of the fixture without changing the code. To do that, pass a callable to `scope`. The callable must return a string with a valid scope and will be executed only once - during the fixture definition. It will be called with two keyword arguments - `fixture_name` as a string and `config` with a configuration object.

This can be especially useful when dealing with fixtures that need time for setup, like spawning a docker container. You can use the command-line argument to control the scope of the spawned containers for different environments. See the example below.

```
def determine_scope(fixture_name, config):
    if config.getoption("--keep-containers", None):
        return "session"
    return "function"

@pytest.fixture(scope=determine_scope)
def docker_container():
    yield spawn_container()
```

## 2.3.4 Teardown/Cleanup (AKA Fixture finalization)

When we run our tests, we'll want to make sure they clean up after themselves so they don't mess with any other tests (and also so that we don't leave behind a mountain of test data to bloat the system). Fixtures in pytest offer a very useful teardown system, which allows us to define the specific steps necessary for each fixture to clean up after itself.

This system can be leveraged in two ways.

### 1. yield fixtures (recommended)

"Yield" fixtures `yield` instead of `return`. With these fixtures, we can run some code and pass an object back to the requesting fixture/test, just like with the other fixtures. The only differences are:

1. `return` is swapped out for `yield`.
2. Any teardown code for that fixture is placed *after* the `yield`.

Once pytest figures out a linear order for the fixtures, it will run each one up until it returns or yields, and then move on to the next fixture in the list to do the same thing.

Once the test is finished, pytest will go back down the list of fixtures, but in the *reverse order*, taking each one that yielded, and running the code inside it that was *after* the `yield` statement.

As a simple example, consider this basic email module:

```
# content of emaillib.py
class MailAdminClient:
    def create_user(self):
        return MailUser()

    def delete_user(self, user):
        # do some cleanup
        pass
```

(continues on next page)

(continued from previous page)

```

class MailUser:
    def __init__(self):
        self.inbox = []

    def send_email(self, email, other):
        other.inbox.append(email)

    def clear_mailbox(self):
        self.inbox.clear()

class Email:
    def __init__(self, subject, body):
        self.subject = subject
        self.body = body

```

Let's say we want to test sending email from one user to another. We'll have to first make each user, then send the email from one user to the other, and finally assert that the other user received that message in their inbox. If we want to clean up after the test runs, we'll likely have to make sure the other user's mailbox is emptied before deleting that user, otherwise the system may complain.

Here's what that might look like:

```

# content of test_emaillib.py
from emaillib import Email, MailAdminClient

import pytest

@pytest.fixture
def mail_admin():
    return MailAdminClient()

@pytest.fixture
def sending_user(mail_admin):
    user = mail_admin.create_user()
    yield user
    mail_admin.delete_user(user)

@pytest.fixture
def receiving_user(mail_admin):
    user = mail_admin.create_user()
    yield user
    user.clear_mailbox()
    mail_admin.delete_user(user)

def test_email_received(sending_user, receiving_user):
    email = Email(subject="Hey!", body="How's it going?")
    sending_user.send_email(email, receiving_user)
    assert email in receiving_user.inbox

```

Because `receiving_user` is the last fixture to run during setup, it's the first to run during teardown.

There is a risk that even having the order right on the teardown side of things doesn't guarantee a safe cleanup. That's covered in a bit more detail in [Safe teardowns](#).



```
$ pytest -q test_emaillib.py
.
1 passed in 0.12s [100%]
```

## Handling errors for yield fixture

If a yield fixture raises an exception before yielding, pytest won't try to run the teardown code after that yield fixture's `yield` statement. But, for every fixture that has already run successfully for that test, pytest will still attempt to tear them down as it normally would.

## 2. Adding finalizers directly

While yield fixtures are considered to be the cleaner and more straightforward option, there is another choice, and that is to add “finalizer” functions directly to the test's *request-context* object. It brings a similar result as yield fixtures, but requires a bit more verbosity.

In order to use this approach, we have to request the *request-context* object (just like we would request another fixture) in the fixture we need to add teardown code for, and then pass a callable, containing that teardown code, to its `addfinalizer` method.

We have to be careful though, because pytest will run that finalizer once it's been added, even if that fixture raises an exception after adding the finalizer. So to make sure we don't run the finalizer code when we wouldn't need to, we would only add the finalizer once the fixture would have done something that we'd need to teardown.

Here's how the previous example would look using the `addfinalizer` method:

```
# content of test_emaillib.py
from emaillib import Email, MailAdminClient

import pytest

@pytest.fixture
def mail_admin():
    return MailAdminClient()

@pytest.fixture
def sending_user(mail_admin):
    user = mail_admin.create_user()
    yield user
    mail_admin.delete_user(user)

@pytest.fixture
def receiving_user(mail_admin, request):
    user = mail_admin.create_user()

    def delete_user():
        mail_admin.delete_user(user)

    request.addfinalizer(delete_user)
    return user
```

(continues on next page)

(continued from previous page)

```
@pytest.fixture
def email(sending_user, receiving_user, request):
    _email = Email(subject="Hey!", body="How's it going?")
    sending_user.send_email(_email, receiving_user)

    def empty_mailbox():
        receiving_user.clear_mailbox()

    request.addfinalizer(empty_mailbox)
    return _email

def test_email_received(receiving_user, email):
    assert email in receiving_user.inbox
```

It's a bit longer than yield fixtures and a bit more complex, but it does offer some nuances for when you're in a pinch.

```
$ pytest -q test_emaillib.py
.
1 passed in 0.12s [100%]
```

## Note on finalizer order

Finalizers are executed in a first-in-last-out order. For yield fixtures, the first teardown code to run is from the right-most fixture, i.e. the last test parameter.

```
# content of test_finalizers.py
import pytest

def test_bar(fix_w_yield1, fix_w_yield2):
    print("test_bar")

@pytest.fixture
def fix_w_yield1():
    yield
    print("after_yield_1")

@pytest.fixture
def fix_w_yield2():
    yield
    print("after_yield_2")
```

```
$ pytest -s test_finalizers.py
===== test session starts =====
platform linux -- Python 3.x.y, pytest-8.x.y, pluggy-1.x.y
rootdir: /home/sweet/project
collected 1 item

test_finalizers.py test_bar
    .after_yield_2
    after_yield_1
```

(continues on next page)

(continued from previous page)

```
===== 1 passed in 0.12s =====
```

For finalizers, the first fixture to run is last call to `request.addfinalizer`.

```
# content of test_finalizers.py
from functools import partial
import pytest

@pytest.fixture
def fix_w_finalizers(request):
    request.addfinalizer(partial(print, "finalizer_2"))
    request.addfinalizer(partial(print, "finalizer_1"))

def test_bar(fix_w_finalizers):
    print("test_bar")
```

```
$ pytest -s test_finalizers.py
===== test session starts =====
platform linux -- Python 3.x.y, pytest-8.x.y, pluggy-1.x.y
rootdir: /home/sweet/project
collected 1 item

test_finalizers.py test_bar
    .finalizer_1
    finalizer_2

===== 1 passed in 0.12s =====
```

This is so because yield fixtures use `addfinalizer` behind the scenes: when the fixture executes, `addfinalizer` registers a function that resumes the generator, which in turn calls the teardown code.

## 2.3.5 Safe teardowns

The fixture system of pytest is *very* powerful, but it's still being run by a computer, so it isn't able to figure out how to safely teardown everything we throw at it. If we aren't careful, an error in the wrong spot might leave stuff from our tests behind, and that can cause further issues pretty quickly.

For example, consider the following tests (based off of the mail example from above):

```
# content of test_emaillib.py
from emaillib import Email, MailAdminClient

import pytest

@pytest.fixture
def setup():
    mail_admin = MailAdminClient()
    sending_user = mail_admin.create_user()
    receiving_user = mail_admin.create_user()
```

(continues on next page)

(continued from previous page)

```

email = Email(subject="Hey!", body="How's it going?")
sending_user.send_email(email, receiving_user)
yield receiving_user, email
receiving_user.clear_mailbox()
mail_admin.delete_user(sending_user)
mail_admin.delete_user(receiving_user)

def test_email_received(setup):
    receiving_user, email = setup
    assert email in receiving_user.inbox

```

This version is a lot more compact, but it's also harder to read, doesn't have a very descriptive fixture name, and none of the fixtures can be reused easily.

There's also a more serious issue, which is that if any of those steps in the setup raise an exception, none of the teardown code will run.

One option might be to go with the `addfinalizer` method instead of yield fixtures, but that might get pretty complex and difficult to maintain (and it wouldn't be compact anymore).

```

$ pytest -q test_emaillib.py
.
1 passed in 0.12s

```

[100%]

## Safe fixture structure

The safest and simplest fixture structure requires limiting fixtures to only making one state-changing action each, and then bundling them together with their teardown code, as *the email examples above* showed.

The chance that a state-changing operation can fail but still modify state is negligible, as most of these operations tend to be *transaction*-based (at least at the level of testing where state could be left behind). So if we make sure that any successful state-changing action gets torn down by moving it to a separate fixture function and separating it from other, potentially failing state-changing actions, then our tests will stand the best chance at leaving the test environment the way they found it.

For an example, let's say we have a website with a login page, and we have access to an admin API where we can generate users. For our test, we want to:

1. Create a user through that admin API
2. Launch a browser using Selenium
3. Go to the login page of our site
4. Log in as the user we created
5. Assert that their name is in the header of the landing page

We wouldn't want to leave that user in the system, nor would we want to leave that browser session running, so we'll want to make sure the fixtures that create those things clean up after themselves.

Here's what that might look like:

---

**Note:** For this example, certain fixtures (i.e. `base_url` and `admin_credentials`) are implied to exist elsewhere. So for now, let's assume they exist, and we're just not looking at them.

---

```

from uuid import uuid4
from urllib.parse import urljoin

from selenium.webdriver import Chrome
import pytest

from src.utils.pages import LoginPage, LandingPage
from src.utils import AdminApiClient
from src.utils.data_types import User

@pytest.fixture
def admin_client(base_url, admin_credentials):
    return AdminApiClient(base_url, **admin_credentials)

@pytest.fixture
def user(admin_client):
    _user = User(name="Susan", username=f"testuser-{uuid4()}", password="P4$$word")
    admin_client.create_user(_user)
    yield _user
    admin_client.delete_user(_user)

@pytest.fixture
def driver():
    _driver = Chrome()
    yield _driver
    _driver.quit()

@pytest.fixture
def login(driver, base_url, user):
    driver.get(urljoin(base_url, "/login"))
    page = LoginPage(driver)
    page.login(user)

@pytest.fixture
def landing_page(driver, login):
    return LandingPage(driver)

def test_name_on_landing_page_after_login(landing_page, user):
    assert landing_page.header == f"Welcome, {user.name}!"

```

The way the dependencies are laid out means it's unclear if the `user` fixture would execute before the `driver` fixture. But that's ok, because those are atomic operations, and so it doesn't matter which one runs first because the sequence of events for the test is still [linearizable](#). But what *does* matter is that, no matter which one runs first, if the one raises an exception while the other would not have, neither will have left anything behind. If `driver` executes before `user`, and `user` raises an exception, the driver will still quit, and the user was never made. And if `driver` was the one to raise the exception, then the driver would never have been started and the user would never have been made.

### 2.3.6 Running multiple assert statements safely

Sometimes you may want to run multiple asserts after doing all that setup, which makes sense as, in more complex systems, a single action can kick off multiple behaviors. pytest has a convenient way of handling this and it combines a bunch of what we've gone over so far.

All that's needed is stepping up to a larger scope, then having the **act** step defined as an autouse fixture, and finally, making sure all the fixtures are targeting that higher level scope.

Let's pull *an example from above*, and tweak it a bit. Let's say that in addition to checking for a welcome message in the header, we also want to check for a sign out button, and a link to the user's profile.

Let's take a look at how we can structure that so we can run multiple asserts without having to repeat all those steps again.

---

**Note:** For this example, certain fixtures (i.e. `base_url` and `admin_credentials`) are implied to exist elsewhere. So for now, let's assume they exist, and we're just not looking at them.

---

```
# contents of tests/end_to_end/test_login.py
from uuid import uuid4
from urllib.parse import urljoin

from selenium.webdriver import Chrome
import pytest

from src.utils.pages import LoginPage, LandingPage
from src.utils import AdminApiClient
from src.utils.data_types import User

@pytest.fixture(scope="class")
def admin_client(base_url, admin_credentials):
    return AdminApiClient(base_url, **admin_credentials)

@pytest.fixture(scope="class")
def user(admin_client):
    _user = User(name="Susan", username=f"testuser-{uuid4()}", password="P4$$word")
    admin_client.create_user(_user)
    yield _user
    admin_client.delete_user(_user)

@pytest.fixture(scope="class")
def driver():
    _driver = Chrome()
    yield _driver
    _driver.quit()

@pytest.fixture(scope="class")
def landing_page(driver, login):
    return LandingPage(driver)

class TestLandingPageSuccess:
    @pytest.fixture(scope="class", autouse=True)
    def login(self, driver, base_url, user):
```

(continues on next page)

(continued from previous page)

```

driver.get(urljoin(base_url, "/login"))
page = LoginPage(driver)
page.login(user)

def test_name_in_header(self, landing_page, user):
    assert landing_page.header == f"Welcome, {user.name}!"

def test_sign_out_button(self, landing_page):
    assert landing_page.sign_out_button.is_displayed()

def test_profile_link(self, landing_page, user):
    profile_href = urljoin(base_url, f"/profile?id={user.profile_id}")
    assert landing_page.profile_link.get_attribute("href") == profile_href
    
```

Notice that the methods are only referencing `self` in the signature as a formality. No state is tied to the actual test class as it might be in the `unittest.TestCase` framework. Everything is managed by the pytest fixture system.

Each method only has to request the fixtures that it actually needs without worrying about order. This is because the **act** fixture is an autouse fixture, and it made sure all the other fixtures executed before it. There's no more changes of state that need to take place, so the tests are free to make as many non-state-changing queries as they want without risking stepping on the toes of the other tests.

The `login` fixture is defined inside the class as well, because not every one of the other tests in the module will be expecting a successful login, and the **act** may need to be handled a little differently for another test class. For example, if we wanted to write another test scenario around submitting bad credentials, we could handle it by adding something like this to the test file:

```

class TestLandingPageBadCredentials:
    @pytest.fixture(scope="class")
    def faux_user(self, user):
        _user = deepcopy(user)
        _user.password = "badpass"
        return _user

    def test_raises_bad_credentials_exception(self, login_page, faux_user):
        with pytest.raises(BadCredentialsException):
            login_page.login(faux_user)
    
```

## 2.3.7 Fixtures can introspect the requesting test context

Fixture functions can accept the `request` object to introspect the “requesting” test function, class or module context. Further extending the previous `smtp_connection` fixture example, let's read an optional server URL from the test module which uses our fixture:

```

# content of conftest.py
import smtplib

import pytest

@pytest.fixture(scope="module")
def smtp_connection(request):
    server = getattr(request.module, "smtpserver", "smtp.gmail.com")
    smtp_connection = smtplib.SMTP(server, 587, timeout=5)
    yield smtp_connection
    
```

(continues on next page)

(continued from previous page)

```
print(f"finalizing {smtp_connection} ({server})")
smtp_connection.close()
```

We use the `request.module` attribute to optionally obtain an `smtpserver` attribute from the test module. If we just execute again, nothing much has changed:

```
$ pytest -s -q --tb=no test_module.py
FFfinalizing <smtplib.SMTP object at 0xdeadbeef0002> (smtp.gmail.com)

===== short test summary info =====
FAILED test_module.py::test_ehlo - assert 0
FAILED test_module.py::test_noop - assert 0
2 failed in 0.12s
```

Let's quickly create another test module that actually sets the server URL in its module namespace:

```
# content of test_anothersmtp.py

smtpserver = "mail.python.org" # will be read by smtp fixture

def test_showhelo(smtp_connection):
    assert 0, smtp_connection.helo()
```

Running it:

```
$ pytest -qq --tb=short test_anothersmtp.py
F [100%]
===== FAILURES =====
_____ test_showhelo _____
test_anothersmtp.py:6: in test_showhelo
    assert 0, smtp_connection.helo()
E   AssertionError: (250, b'mail.python.org')
E   assert 0
----- Captured stdout teardown -----
finalizing <smtplib.SMTP object at 0xdeadbeef0003> (mail.python.org)
===== short test summary info =====
FAILED test_anothersmtp.py::test_showhelo - AssertionError: (250, b'mail....
```

voila! The `smtp_connection` fixture function picked up our mail server name from the module namespace.

## 2.3.8 Using markers to pass data to fixtures

Using the `request` object, a fixture can also access markers which are applied to a test function. This can be useful to pass data into a fixture from a test:

```
import pytest

@pytest.fixture
def fixt(request):
    marker = request.node.get_closest_marker("fixt_data")
    if marker is None:
        # Handle missing marker in some way...
        data = None
```

(continues on next page)



(continued from previous page)

```

else:
    data = marker.args[0]

    # Do something with the data
    return data

@pytest.mark.fixt_data(42)
def test_fixt(fixt):
    assert fixt == 42

```

### 2.3.9 Factories as fixtures

The “factory as fixture” pattern can help in situations where the result of a fixture is needed multiple times in a single test. Instead of returning data directly, the fixture instead returns a function which generates the data. This function can then be called multiple times in the test.

Factories can have parameters as needed:

```

@pytest.fixture
def make_customer_record():
    def _make_customer_record(name):
        return {"name": name, "orders": []}

    return _make_customer_record

def test_customer_records(make_customer_record):
    customer_1 = make_customer_record("Lisa")
    customer_2 = make_customer_record("Mike")
    customer_3 = make_customer_record("Meredith")

```

If the data created by the factory requires managing, the fixture can take care of that:

```

@pytest.fixture
def make_customer_record():
    created_records = []

    def _make_customer_record(name):
        record = models.Customer(name=name, orders=[])
        created_records.append(record)
        return record

    yield _make_customer_record

    for record in created_records:
        record.destroy()

def test_customer_records(make_customer_record):
    customer_1 = make_customer_record("Lisa")
    customer_2 = make_customer_record("Mike")
    customer_3 = make_customer_record("Meredith")

```

## 2.3.10 Parametrizing fixtures

Fixture functions can be parametrized in which case they will be called multiple times, each time executing the set of dependent tests, i.e. the tests that depend on this fixture. Test functions usually do not need to be aware of their re-running. Fixture parametrization helps to write exhaustive functional tests for components which themselves can be configured in multiple ways.

Extending the previous example, we can flag the fixture to create two `smtp_connection` fixture instances which will cause all tests using the fixture to run twice. The fixture function gets access to each parameter through the special `request` object:

```
# content of conftest.py
import smtplib

import pytest

@pytest.fixture(scope="module", params=["smtp.gmail.com", "mail.python.org"])
def smtp_connection(request):
    smtp_connection = smtplib.SMTP(request.param, 587, timeout=5)
    yield smtp_connection
    print(f"finalizing {smtp_connection}")
    smtp_connection.close()
```

The main change is the declaration of `params` with `@pytest.fixture`, a list of values for each of which the fixture function will execute and can access a value via `request.param`. No test function code needs to change. So let's just do another run:

```
$ pytest -q test_module.py
FFFFF [100%]
===== FAILURES =====
_____ test_ehlo[smtp.gmail.com] _____

smtp_connection = <smtplib.SMTP object at 0xdeadbeef0004>

    def test_ehlo(smtp_connection):
        response, msg = smtp_connection.ehlo()
        assert response == 250
        assert b"smtp.gmail.com" in msg
>       assert 0 # for demo purposes
E       assert 0

test_module.py:7: AssertionError
_____ test_noop[smtp.gmail.com] _____

smtp_connection = <smtplib.SMTP object at 0xdeadbeef0004>

    def test_noop(smtp_connection):
        response, msg = smtp_connection.noop()
        assert response == 250
>       assert 0 # for demo purposes
E       assert 0

test_module.py:13: AssertionError
_____ test_ehlo[mail.python.org] _____

smtp_connection = <smtplib.SMTP object at 0xdeadbeef0005>
```

(continues on next page)

(continued from previous page)

```

def test_ehlo(smtp_connection):
    response, msg = smtp_connection.ehlo()
    assert response == 250
> assert b"smtp.gmail.com" in msg
E     AssertionError: assert b'smtp.gmail.com' in b'mail.python.org\nPIPELINING\
↪nSIZE 51200000\nETRN\nSTARTTLS\nAUTH DIGEST-MD5 NTLM CRAM-MD5\nENHANCEDSTATUSCODES\
↪n8BITMIME\nDSN\nSMTPUTF8\nCHUNKING'

test_module.py:6: AssertionError
----- Captured stdout setup -----
finalizing <smtpplib.SMTP object at 0xdeadbeef0004>
_____ test_noop[mail.python.org] _____

smtp_connection = <smtpplib.SMTP object at 0xdeadbeef0005>

def test_noop(smtp_connection):
    response, msg = smtp_connection.noop()
    assert response == 250
> assert 0 # for demo purposes
E     assert 0

test_module.py:13: AssertionError
----- Captured stdout teardown -----
finalizing <smtpplib.SMTP object at 0xdeadbeef0005>
===== short test summary info =====
FAILED test_module.py::test_ehlo[smtp.gmail.com] - assert 0
FAILED test_module.py::test_noop[smtp.gmail.com] - assert 0
FAILED test_module.py::test_ehlo[mail.python.org] - AssertionError: asser...
FAILED test_module.py::test_noop[mail.python.org] - assert 0
4 failed in 0.12s
    
```

We see that our two test functions each ran twice, against the different `smtp_connection` instances. Note also, that with the `mail.python.org` connection the second test fails in `test_ehlo` because a different server string is expected than what arrived.

pytest will build a string that is the test ID for each fixture value in a parametrized fixture, e.g. `test_ehlo[smtp.gmail.com]` and `test_ehlo[mail.python.org]` in the above examples. These IDs can be used with `-k` to select specific cases to run, and they will also identify the specific case when one is failing. Running pytest with `--collect-only` will show the generated IDs.

Numbers, strings, booleans and `None` will have their usual string representation used in the test ID. For other objects, pytest will make a string based on the argument name. It is possible to customise the string used in a test ID for a certain fixture value by using the `ids` keyword argument:

```

# content of test_ids.py
import pytest

@pytest.fixture(params=[0, 1], ids=["spam", "ham"])
def a(request):
    return request.param

def test_a(a):
    pass
    
```

(continues on next page)

(continued from previous page)

```
def idfn(fixture_value):
    if fixture_value == 0:
        return "eggs"
    else:
        return None

@pytest.fixture(params=[0, 1], ids=idfn)
def b(request):
    return request.param

def test_b(b):
    pass
```

The above shows how `ids` can be either a list of strings to use or a function which will be called with the fixture value and then has to return a string to use. In the latter case if the function returns `None` then pytest's auto-generated ID will be used.

Running the above tests results in the following test IDs being used:

```
$ pytest --collect-only
===== test session starts =====
platform linux -- Python 3.x.y, pytest-8.x.y, pluggy-1.x.y
rootdir: /home/sweet/project
collected 12 items

<Dir fixtures.rst-213>
  <Module test_anothersmtp.py>
    <Function test_showhelo[smtp.gmail.com]>
    <Function test_showhelo[mail.python.org]>
  <Module test_emaillib.py>
    <Function test_email_received>
  <Module test_finalizers.py>
    <Function test_bar>
  <Module test_ids.py>
    <Function test_a[spam]>
    <Function test_a[ham]>
    <Function test_b[eggs]>
    <Function test_b[1]>
  <Module test_module.py>
    <Function test_ehlo[smtp.gmail.com]>
    <Function test_noop[smtp.gmail.com]>
    <Function test_ehlo[mail.python.org]>
    <Function test_noop[mail.python.org]>

===== 12 tests collected in 0.12s =====
```

### 2.3.11 Using marks with parametrized fixtures

`pytest.param()` can be used to apply marks in values sets of parametrized fixtures in the same way that they can be used with `@pytest.mark.parametrize`.

Example:

```
# content of test_fixture_marks.py
import pytest

@pytest.fixture(params=[0, 1, pytest.param(2, marks=pytest.mark.skip)])
def data_set(request):
    return request.param

def test_data(data_set):
    pass
```

Running this test will *skip* the invocation of `data_set` with value 2:

```
$ pytest test_fixture_marks.py -v
===== test session starts =====
platform linux -- Python 3.x.y, pytest-8.x.y, pluggy-1.x.y -- $PYTHON_PREFIX/bin/
python
cachedir: .pytest_cache
rootdir: /home/sweet/project
collecting ... collected 3 items

test_fixture_marks.py::test_data[0] PASSED [ 33%]
test_fixture_marks.py::test_data[1] PASSED [ 66%]
test_fixture_marks.py::test_data[2] SKIPPED (unconditional skip) [100%]

===== 2 passed, 1 skipped in 0.12s =====
```

### 2.3.12 Modularity: using fixtures from a fixture function

In addition to using fixtures in test functions, fixture functions can use other fixtures themselves. This contributes to a modular design of your fixtures and allows re-use of framework-specific fixtures across many projects. As a simple example, we can extend the previous example and instantiate an object `app` where we stick the already defined `smtp_connection` resource into it:

```
# content of test_appsetup.py
import pytest

class App:
    def __init__(self, smtp_connection):
        self.smtp_connection = smtp_connection

@pytest.fixture(scope="module")
def app(smtp_connection):
    return App(smtp_connection)
```

(continues on next page)

(continued from previous page)

```
def test_smtp_connection_exists(app):
    assert app.smtp_connection
```

Here we declare an `app` fixture which receives the previously defined `smtp_connection` fixture and instantiates an `App` object with it. Let's run it:

```
$ pytest -v test_appsetup.py
===== test session starts =====
platform linux -- Python 3.x.y, pytest-8.x.y, pluggy-1.x.y -- $PYTHON_PREFIX/bin/
python
cachedir: .pytest_cache
rootdir: /home/sweet/project
collecting ... collected 2 items

test_appsetup.py::test_smtp_connection_exists[smtp.gmail.com] PASSED [ 50%]
test_appsetup.py::test_smtp_connection_exists[mail.python.org] PASSED [100%]

===== 2 passed in 0.12s =====
```

Due to the parametrization of `smtp_connection`, the test will run twice with two different `App` instances and respective `smtp` servers. There is no need for the `app` fixture to be aware of the `smtp_connection` parametrization because `pytest` will fully analyse the fixture dependency graph.

Note that the `app` fixture has a scope of module and uses a module-scoped `smtp_connection` fixture. The example would still work if `smtp_connection` was cached on a session scope: it is fine for fixtures to use “broader” scoped fixtures but not the other way round: A session-scoped fixture could not use a module-scoped one in a meaningful way.

### 2.3.13 Automatic grouping of tests by fixture instances

`pytest` minimizes the number of active fixtures during test runs. If you have a parametrized fixture, then all the tests using it will first execute with one instance and then finalizers are called before the next fixture instance is created. Among other things, this eases testing of applications which create and use global state.

The following example uses two parametrized fixtures, one of which is scoped on a per-module basis, and all the functions perform `print` calls to show the setup/teardown flow:

```
# content of test_module.py
import pytest

@pytest.fixture(scope="module", params=["mod1", "mod2"])
def modarg(request):
    param = request.param
    print("  SETUP modarg", param)
    yield param
    print("  TEARDOWN modarg", param)

@pytest.fixture(scope="function", params=[1, 2])
def otherarg(request):
    param = request.param
    print("  SETUP otherarg", param)
    yield param
    print("  TEARDOWN otherarg", param)
```

(continues on next page)

(continued from previous page)

```
def test_0(otherarg):
    print("  RUN test0 with otherarg", otherarg)

def test_1(modarg):
    print("  RUN test1 with modarg", modarg)

def test_2(otherarg, modarg):
    print(f"  RUN test2 with otherarg {otherarg} and modarg {modarg}")
```

Let's run the tests in verbose mode and with looking at the print-output:

```
$ pytest -v -s test_module.py
===== test session starts =====
platform linux -- Python 3.x.y, pytest-8.x.y, pluggy-1.x.y -- $PYTHON_PREFIX/bin/
↳python
cachedir: .pytest_cache
rootdir: /home/sweet/project
collecting ... collected 8 items

test_module.py::test_0[1]    SETUP otherarg 1
  RUN test0 with otherarg 1
PASSED  TEARDOWN otherarg 1

test_module.py::test_0[2]    SETUP otherarg 2
  RUN test0 with otherarg 2
PASSED  TEARDOWN otherarg 2

test_module.py::test_1[mod1]  SETUP modarg mod1
  RUN test1 with modarg mod1
PASSED

test_module.py::test_2[mod1-1]  SETUP otherarg 1
  RUN test2 with otherarg 1 and modarg mod1
PASSED  TEARDOWN otherarg 1

test_module.py::test_2[mod1-2]  SETUP otherarg 2
  RUN test2 with otherarg 2 and modarg mod1
PASSED  TEARDOWN otherarg 2

test_module.py::test_1[mod2]  TEARDOWN modarg mod1
  SETUP modarg mod2
  RUN test1 with modarg mod2
PASSED

test_module.py::test_2[mod2-1]  SETUP otherarg 1
  RUN test2 with otherarg 1 and modarg mod2
PASSED  TEARDOWN otherarg 1

test_module.py::test_2[mod2-2]  SETUP otherarg 2
  RUN test2 with otherarg 2 and modarg mod2
PASSED  TEARDOWN otherarg 2
  TEARDOWN modarg mod2

===== 8 passed in 0.12s =====
```

You can see that the parametrized module-scoped `modarg` resource caused an ordering of test execution that lead to the fewest possible “active” resources. The finalizer for the `mod1` parametrized resource was executed before the `mod2` resource was setup.

In particular notice that `test_0` is completely independent and finishes first. Then `test_1` is executed with `mod1`, then `test_2` with `mod1`, then `test_1` with `mod2` and finally `test_2` with `mod2`.

The `otherarg` parametrized resource (having function scope) was set up before and teared down after every test that used it.

### 2.3.14 Use fixtures in classes and modules with `usefixtures`

Sometimes test functions do not directly need access to a fixture object. For example, tests may require to operate with an empty directory as the current working directory but otherwise do not care for the concrete directory. Here is how you can use the standard `tempfile` and pytest fixtures to achieve it. We separate the creation of the fixture into a `conftest.py` file:

```
# content of conftest.py

import os
import tempfile

import pytest

@pytest.fixture
def cleandir():
    with tempfile.TemporaryDirectory() as newpath:
        old_cwd = os.getcwd()
        os.chdir(newpath)
        yield
        os.chdir(old_cwd)
```

and declare its use in a test module via a `usefixtures` marker:

```
# content of test_setenv.py
import os

import pytest

@pytest.mark.usefixtures("cleandir")
class TestDirectoryInit:
    def test_cwd_starts_empty(self):
        assert os.listdir(os.getcwd()) == []
        with open("myfile", "w", encoding="utf-8") as f:
            f.write("hello")

    def test_cwd_again_starts_empty(self):
        assert os.listdir(os.getcwd()) == []
```

Due to the `usefixtures` marker, the `cleandir` fixture will be required for the execution of each test method, just as if you specified a “cleandir” function argument to each of them. Let’s run it to verify our fixture is activated and the tests pass:



```
$ pytest -q
..
2 passed in 0.12s [100%]
```

You can specify multiple fixtures like this:

```
@pytest.mark.usefixtures("cleandir", "anotherfixture")
def test(): ...
```

and you may specify fixture usage at the test module level using `pytestmark`:

```
pytestmark = pytest.mark.usefixtures("cleandir")
```

It is also possible to put fixtures required by all tests in your project into an ini-file:

```
# content of pytest.ini
[pytest]
usefixtures = cleandir
```

**Warning:** Note this mark has no effect in **fixture functions**. For example, this **will not work as expected**:

```
@pytest.mark.usefixtures("my_other_fixture")
@pytest.fixture
def my_fixture_that_sadly_wont_use_my_other_fixture(): ...
```

This generates a deprecation warning, and will become an error in Pytest 8.

### 2.3.15 Overriding fixtures on various levels

In relatively large test suite, you most likely need to override a global or root fixture with a locally defined one, keeping the test code readable and maintainable.

#### Override a fixture on a folder (conftest) level

Given the tests file structure is:

```
tests/
  conftest.py
    # content of tests/conftest.py
    import pytest

    @pytest.fixture
    def username():
        return 'username'

  test_something.py
    # content of tests/test_something.py
    def test_username(username):
        assert username == 'username'

  subfolder/
    conftest.py
      # content of tests/subfolder/conftest.py
```

(continues on next page)

(continued from previous page)

```
import pytest

@pytest.fixture
def username(username):
    return 'overridden-' + username

test_something_else.py
# content of tests/subfolder/test_something_else.py
def test_username(username):
    assert username == 'overridden-username'
```

As you can see, a fixture with the same name can be overridden for certain test folder level. Note that the base or super fixture can be accessed from the overriding fixture easily - used in the example above.

## Override a fixture on a test module level

Given the tests file structure is:

```
tests/
  conftest.py
    # content of tests/conftest.py
    import pytest

    @pytest.fixture
    def username():
        return 'username'

  test_something.py
    # content of tests/test_something.py
    import pytest

    @pytest.fixture
    def username(username):
        return 'overridden-' + username

    def test_username(username):
        assert username == 'overridden-username'

  test_something_else.py
    # content of tests/test_something_else.py
    import pytest

    @pytest.fixture
    def username(username):
        return 'overridden-else-' + username

    def test_username(username):
        assert username == 'overridden-else-username'
```

In the example above, a fixture with the same name can be overridden for certain test module.

## Override a fixture with direct test parametrization

Given the tests file structure is:

```
tests/
  conftest.py
    # content of tests/conftest.py
    import pytest

    @pytest.fixture
    def username():
        return 'username'

    @pytest.fixture
    def other_username(username):
        return 'other-' + username

  test_something.py
    # content of tests/test_something.py
    import pytest

    @pytest.mark.parametrize('username', ['directly-overridden-username'])
    def test_username(username):
        assert username == 'directly-overridden-username'

    @pytest.mark.parametrize('username', ['directly-overridden-username-other'])
    def test_username_other(other_username):
        assert other_username == 'other-directly-overridden-username-other'
```

In the example above, a fixture value is overridden by the test parameter value. Note that the value of the fixture can be overridden this way even if the test doesn't use it directly (doesn't mention it in the function prototype).

## Override a parametrized fixture with non-parametrized one and vice versa

Given the tests file structure is:

```
tests/
  conftest.py
    # content of tests/conftest.py
    import pytest

    @pytest.fixture(params=['one', 'two', 'three'])
    def parametrized_username(request):
        return request.param

    @pytest.fixture
    def non_parametrized_username(request):
        return 'username'

  test_something.py
    # content of tests/test_something.py
    import pytest

    @pytest.fixture
    def parametrized_username():
        return 'overridden-username'
```

(continues on next page)

(continued from previous page)

```
@pytest.fixture(params=['one', 'two', 'three'])
def non_parametrized_username(request):
    return request.param

def test_username(parametrized_username):
    assert parametrized_username == 'overridden-username'

def test_parametrized_username(non_parametrized_username):
    assert non_parametrized_username in ['one', 'two', 'three']

test_something_else.py
# content of tests/test_something_else.py
def test_username(parametrized_username):
    assert parametrized_username in ['one', 'two', 'three']

def test_username(non_parametrized_username):
    assert non_parametrized_username == 'username'
```

In the example above, a parametrized fixture is overridden with a non-parametrized version, and a non-parametrized fixture is overridden with a parametrized version for certain test module. The same applies for the test folder level obviously.

## 2.3.16 Using fixtures from other projects

Usually projects that provide pytest support will use *entry points*, so just installing those projects into an environment will make those fixtures available for use.

In case you want to use fixtures from a project that does not use entry points, you can define `pytest_plugins` in your top `conftest.py` file to register that module as a plugin.

Suppose you have some fixtures in `mylibrary.fixtures` and you want to reuse them into your `app/tests` directory.

All you need to do is to define `pytest_plugins` in `app/tests/conftest.py` pointing to that module.

```
pytest_plugins = "mylibrary.fixtures"
```

This effectively registers `mylibrary.fixtures` as a plugin, making all its fixtures and hooks available to tests in `app/tests`.

**Note:** Sometimes users will *import* fixtures from other projects for use, however this is not recommended: importing fixtures into a module will register them in pytest as *defined* in that module.

This has minor consequences, such as appearing multiple times in `pytest --help`, but it is not **recommended** because this behavior might change/stop working in future versions.

## 2.4 How to mark test functions with attributes

By using the `pytest.mark` helper you can easily set metadata on your test functions. You can find the full list of builtin markers in the [API Reference](#). Or you can list all the markers, including builtin and custom, using the CLI - `pytest --markers`.

Here are some of the builtin markers:

- *usefixtures* - use fixtures on a test function or class
- *filterwarnings* - filter certain warnings of a test function
- *skip* - always skip a test function
- *skipif* - skip a test function if a certain condition is met
- *xfail* - produce an “expected failure” outcome if a certain condition is met
- *parametrize* - perform multiple calls to the same test function.

It’s easy to create custom markers or to apply markers to whole test classes or modules. Those markers can be used by plugins, and also are commonly used to *select tests* on the command-line with the `-m` option.

See [Working with custom markers](#) for examples which also serve as documentation.

---

**Note:** Marks can only be applied to tests, having no effect on *fixtures*.

---

### 2.4.1 Registering marks

You can register custom marks in your `pytest.ini` file like this:

```
[pytest]
markers =
    slow: marks tests as slow (deselect with '-m "not slow"')
    serial
```

or in your `pyproject.toml` file like this:

```
[tool.pytest.ini_options]
markers = [
    "slow: marks tests as slow (deselect with '-m \"not slow\"')",
    "serial",
]
```

Note that everything past the `:` after the mark name is an optional description.

Alternatively, you can register new markers programmatically in a `pytest_configure` hook:

```
def pytest_configure(config):
    config.addinvalue_line(
        "markers", "env(name): mark test to run only on named environment"
    )
```

Registered marks appear in pytest’s help text and do not emit warnings (see the next section). It is recommended that third-party plugins always *register their markers*.

## 2.4.2 Raising errors on unknown marks

Unregistered marks applied with the `@pytest.mark.name_of_the_mark` decorator will always emit a warning in order to avoid silently doing something surprising due to mistyped names. As described in the previous section, you can disable the warning for custom marks by registering them in your `pytest.ini` file or using a custom `pytest_configure` hook.

When the `--strict-markers` command-line flag is passed, any unknown marks applied with the `@pytest.mark.name_of_the_mark` decorator will trigger an error. You can enforce this validation in your project by adding `--strict-markers` to `addopts`:

```
[pytest]
addopts = --strict-markers
markers =
    slow: marks tests as slow (deselect with '-m "not slow"')
    serial
```

## 2.5 How to parametrize fixtures and test functions

pytest enables test parametrization at several levels:

- `pytest.fixture()` allows one to *parametrize fixture functions*.
- `@pytest.mark.parametrize` allows one to define multiple sets of arguments and fixtures at the test function or class.
- `pytest_generate_tests` allows one to define custom parametrization schemes or extensions.

### 2.5.1 @pytest.mark.parametrize: parametrizing test functions

The builtin `pytest.mark.parametrize` decorator enables parametrization of arguments for a test function. Here is a typical example of a test function that implements checking that a certain input leads to an expected output:

```
# content of test_expectation.py
import pytest

@pytest.mark.parametrize("test_input,expected", [
    ("3+5", 8), ("2+4", 6), ("6*9", 42)])
def test_eval(test_input, expected):
    assert eval(test_input) == expected
```

Here, the `@parametrize` decorator defines three different `(test_input, expected)` tuples so that the `test_eval` function will run three times using them in turn:

```
$ pytest
===== test session starts =====
platform linux -- Python 3.x.y, pytest-8.x.y, pluggy-1.x.y
rootdir: /home/sweet/project
collected 3 items

test_expectation.py ..F [100%]

===== FAILURES =====
_____ test_eval[6*9-42] _____
```

(continues on next page)

(continued from previous page)

```
test_input = '6*9', expected = 42

@pytest.mark.parametrize("test_input,expected", [("3+5", 8), ("2+4", 6), ("6*9",
↪42)])
def test_eval(test_input, expected):
>     assert eval(test_input) == expected
E     AssertionError: assert 54 == 42
E     + where 54 = eval('6*9')

test_expectation.py:6: AssertionError
===== short test summary info =====
FAILED test_expectation.py::test_eval[6*9-42] - AssertionError: assert 54...
===== 1 failed, 2 passed in 0.12s =====
```

**Note:** Parameter values are passed as-is to tests (no copy whatsoever).

For example, if you pass a list or a dict as a parameter value, and the test case code mutates it, the mutations will be reflected in subsequent test case calls.

**Note:** pytest by default escapes any non-ascii characters used in unicode strings for the parametrization because it has several downsides. If however you would like to use unicode strings in parametrization and see them in the terminal as is (non-escaped), use this option in your `pytest.ini`:

```
[pytest]
disable_test_id_escaping_and_forfeit_all_rights_to_community_support = True
```

Keep in mind however that this might cause unwanted side effects and even bugs depending on the OS used and plugins currently installed, so use it at your own risk.

As designed in this example, only one pair of input/output values fails the simple test function. And as usual with test function arguments, you can see the input and output values in the traceback.

Note that you could also use the `parametrize` marker on a class or a module (see [How to mark test functions with attributes](#)) which would invoke several functions with the argument sets, for instance:

```
import pytest

@pytest.mark.parametrize("n,expected", [(1, 2), (3, 4)])
class TestClass:
    def test_simple_case(self, n, expected):
        assert n + 1 == expected

    def test_weird_simple_case(self, n, expected):
        assert (n * 1) + 1 == expected
```

To parametrize all tests in a module, you can assign to the `pytestmark` global variable:

```
import pytest

pytestmark = pytest.mark.parametrize("n,expected", [(1, 2), (3, 4)])
```

(continues on next page)

(continued from previous page)

```
class TestClass:
    def test_simple_case(self, n, expected):
        assert n + 1 == expected

    def test_weird_simple_case(self, n, expected):
        assert (n * 1) + 1 == expected
```

It is also possible to mark individual test instances within `parametrize`, for example with the builtin `mark.xfail`:

```
# content of test_expectation.py
import pytest

@pytest.mark.parametrize(
    "test_input,expected",
    [("3+5", 8), ("2+4", 6), pytest.param("6*9", 42, marks=pytest.mark.xfail)],
)
def test_eval(test_input, expected):
    assert eval(test_input) == expected
```

Let's run this:

```
$ pytest
===== test session starts =====
platform linux -- Python 3.x.y, pytest-8.x.y, pluggy-1.x.y
rootdir: /home/sweet/project
collected 3 items

test_expectation.py ..x                                     [100%]

===== 2 passed, 1 xfailed in 0.12s =====
```

The one parameter set which caused a failure previously now shows up as an “xfailed” (expected to fail) test.

In case the values provided to `parametrize` result in an empty list - for example, if they're dynamically generated by some function - the behaviour of `pytest` is defined by the `empty_parameter_set_mark` option.

To get all combinations of multiple parametrized arguments you can stack `parametrize` decorators:

```
import pytest

@pytest.mark.parametrize("x", [0, 1])
@pytest.mark.parametrize("y", [2, 3])
def test_foo(x, y):
    pass
```

This will run the test with the arguments set to `x=0/y=2`, `x=1/y=2`, `x=0/y=3`, and `x=1/y=3` exhausting parameters in the order of the decorators.



## 2.5.2 Basic `pytest_generate_tests` example

Sometimes you may want to implement your own parametrization scheme or implement some dynamism for determining the parameters or scope of a fixture. For this, you can use the `pytest_generate_tests` hook which is called when collecting a test function. Through the passed in `metafunc` object you can inspect the requesting test context and, most importantly, you can call `metafunc.parametrize()` to cause parametrization.

For example, let's say we want to run a test taking string inputs which we want to set via a new `pytest` command line option. Let's first write a simple test accepting a `stringinput` fixture function argument:

```
# content of test_strings.py

def test_valid_string(stringinput):
    assert stringinput.isalpha()
```

Now we add a `conftest.py` file containing the addition of a command line option and the parametrization of our test function:

```
# content of conftest.py

def pytest_addoption(parser):
    parser.addoption(
        "--stringinput",
        action="append",
        default=[],
        help="list of stringinputs to pass to test functions",
    )

def pytest_generate_tests(metafunc):
    if "stringinput" in metafunc.fixturenames:
        metafunc.parametrize("stringinput", metafunc.config.getoption("stringinput"))
```

If we now pass two `stringinput` values, our test will run twice:

```
$ pytest -q --stringinput="hello" --stringinput="world" test_strings.py
.. [100%]
2 passed in 0.12s
```

Let's also run with a `stringinput` that will lead to a failing test:

```
$ pytest -q --stringinput="!" test_strings.py
F [100%]
===== FAILURES =====
_____ test_valid_string[!] _____

stringinput = '!'

    def test_valid_string(stringinput):
>         assert stringinput.isalpha()
E         AssertionError: assert False
E         + where False = <built-in method isalpha of str object at 0xdeadbeef0001>()
E         +       where <built-in method isalpha of str object at 0xdeadbeef0001> = '!'
E         +         .isalpha
test_strings.py:4: AssertionError
```

(continues on next page)

(continued from previous page)

```
===== short test summary info =====
FAILED test_strings.py::test_valid_string[!] - AssertionError: assert False
1 failed in 0.12s
```

As expected our test function fails.

If you don't specify a stringinput it will be skipped because `metafunc.parametrize()` will be called with an empty parameter list:

```
$ pytest -q -rs test_strings.py
s [100%]
===== short test summary info =====
SKIPPED [1] test_strings.py: got empty parameter set ['stringinput'], function test_
↪valid_string at /home/sweet/project/test_strings.py:2
1 skipped in 0.12s
```

Note that when calling `metafunc.parametrize` multiple times with different parameter sets, all parameter names across those sets cannot be duplicated, otherwise an error will be raised.

## 2.5.3 More examples

For further examples, you might want to look at [more parametrization examples](#).

## 2.6 How to use temporary directories and files in tests

### 2.6.1 The `tmp_path` fixture

You can use the `tmp_path` fixture which will provide a temporary directory unique to the test invocation, created in the *base temporary directory*.

`tmp_path` is a `pathlib.Path` object. Here is an example test usage:

```
# content of test_tmp_path.py
CONTENT = "content"

def test_create_file(tmp_path):
    d = tmp_path / "sub"
    d.mkdir()
    p = d / "hello.txt"
    p.write_text(CONTENT, encoding="utf-8")
    assert p.read_text(encoding="utf-8") == CONTENT
    assert len(list(tmp_path.iterdir())) == 1
    assert 0
```

Running this would result in a passed test except for the last `assert 0` line which we use to look at values:

```
$ pytest test_tmp_path.py
===== test session starts =====
platform linux -- Python 3.x.y, pytest-8.x.y, pluggy-1.x.y
rootdir: /home/sweet/project
collected 1 item
```

(continues on next page)

(continued from previous page)

```
test_tmp_path.py F [100%]

===== FAILURES =====
_____ test_create_file _____

tmp_path = PosixPath('PYTEST_TMPDIR/test_create_file0')

    def test_create_file(tmp_path):
        d = tmp_path / "sub"
        d.mkdir()
        p = d / "hello.txt"
        p.write_text(CONTENT, encoding="utf-8")
        assert p.read_text(encoding="utf-8") == CONTENT
        assert len(list(tmp_path.iterdir())) == 1
>       assert 0
E       assert 0

test_tmp_path.py:11: AssertionError
===== short test summary info =====
FAILED test_tmp_path.py::test_create_file - assert 0
===== 1 failed in 0.12s =====
```

## 2.6.2 The tmp\_path\_factory fixture

The `tmp_path_factory` is a session-scoped fixture which can be used to create arbitrary temporary directories from any other fixture or test.

For example, suppose your test suite needs a large image on disk, which is generated procedurally. Instead of computing the same image for each test that uses it into its own `tmp_path`, you can generate it once per-session to save time:

```
# contents of conftest.py
import pytest

@pytest.fixture(scope="session")
def image_file(tmp_path_factory):
    img = compute_expensive_image()
    fn = tmp_path_factory.mktemp("data") / "img.png"
    img.save(fn)
    return fn

# contents of test_image.py
def test_histogram(image_file):
    img = load_image(image_file)
    # compute and test histogram
```

See `tmp_path_factory` API for details.

### 2.6.3 The `tmpdir` and `tmpdir_factory` fixtures

The `tmpdir` and `tmpdir_factory` fixtures are similar to `tmp_path` and `tmp_path_factory`, but use/return legacy `py.path.local` objects rather than standard `pathlib.Path` objects.

---

**Note:** These days, it is preferred to use `tmp_path` and `tmp_path_factory`.

In order to help modernize old code bases, one can run pytest with the `legacypath` plugin disabled:

```
pytest -p no:legacypath
```

This will trigger errors on tests using the legacy paths. It can also be permanently set as part of the `addopts` parameter in the config file.

---

See `tmpdir` `tmpdir_factory` API for details.

### 2.6.4 The default base temporary directory

Temporary directories are by default created as sub-directories of the system temporary directory. The base name will be `pytest-NUM` where `NUM` will be incremented with each test run. By default, entries older than 3 temporary directories will be removed. This behavior can be configured with `tmp_path_retention_count` and `tmp_path_retention_policy`.

Using the `--basetemp` option will remove the directory before every run, effectively meaning the temporary directories of only the most recent run will be kept.

You can override the default temporary directory setting like this:

```
pytest --basetemp=mydir
```

**Warning:** The contents of `mydir` will be completely removed, so make sure to use a directory for that purpose only.

When distributing tests on the local machine using `pytest-xdist`, care is taken to automatically configure a `basetemp` directory for the sub processes such that all temporary data lands below a single per-test run `basetemp` directory.

## 2.7 How to monkeypatch/mock modules and environments

Sometimes tests need to invoke functionality which depends on global settings or which invokes code which cannot be easily tested such as network access. The `monkeypatch` fixture helps you to safely set/delete an attribute, dictionary item or environment variable, or to modify `sys.path` for importing.

The `monkeypatch` fixture provides these helper methods for safely patching and mocking functionality in tests:

- `monkeypatch.setattr(obj, name, value, raising=True)`
- `monkeypatch.delattr(obj, name, raising=True)`
- `monkeypatch.setitem(mapping, name, value)`
- `monkeypatch.delitem(obj, name, raising=True)`
- `monkeypatch.setenv(name, value, prepend=None)`

- `monkeypatch.delenv(name, raising=True)`
- `monkeypatch.syspath_prepend(path)`
- `monkeypatch.chdir(path)`
- `monkeypatch.context()`

All modifications will be undone after the requesting test function or fixture has finished. The `raising` parameter determines if a `KeyError` or `AttributeError` will be raised if the target of the set/deletion operation does not exist.

Consider the following scenarios:

1. Modifying the behavior of a function or the property of a class for a test e.g. there is an API call or database connection you will not make for a test but you know what the expected output should be. Use `monkeypatch.setattr` to patch the function or property with your desired testing behavior. This can include your own functions. Use `monkeypatch.delattr` to remove the function or property for the test.
2. Modifying the values of dictionaries e.g. you have a global configuration that you want to modify for certain test cases. Use `monkeypatch.setitem` to patch the dictionary for the test. `monkeypatch.delitem` can be used to remove items.
3. Modifying environment variables for a test e.g. to test program behavior if an environment variable is missing, or to set multiple values to a known variable. `monkeypatch.setenv` and `monkeypatch.delenv` can be used for these patches.
4. Use `monkeypatch.setenv("PATH", value, prepend=os.pathsep)` to modify `$PATH`, and `monkeypatch.chdir` to change the context of the current working directory during a test.
5. Use `monkeypatch.syspath_prepend` to modify `sys.path` which will also call `pkg_resources.fixup_namespace_packages` and `importlib.invalidate_caches()`.
6. Use `monkeypatch.context` to apply patches only in a specific scope, which can help control teardown of complex fixtures or patches to the stdlib.

See the [monkeypatch blog post](#) for some introduction material and a discussion of its motivation.

## 2.7.1 Monkeypatching functions

Consider a scenario where you are working with user directories. In the context of testing, you do not want your test to depend on the running user. `monkeypatch` can be used to patch functions dependent on the user to always return a specific value.

In this example, `monkeypatch.setattr` is used to patch `Path.home` so that the known testing path `Path("/abc")` is always used when the test is run. This removes any dependency on the running user for testing purposes. `monkeypatch.setattr` must be called before the function which will use the patched function is called. After the test function finishes the `Path.home` modification will be undone.

```
# contents of test_module.py with source code and the test
from pathlib import Path

def getssh():
    """Simple function to return expanded homedir ssh path."""
    return Path.home() / ".ssh"

def test_getssh(monkeypatch):
    # mocked return function to replace Path.home
```

(continues on next page)

(continued from previous page)

```
# always return '/abc'
def mockreturn():
    return Path("/abc")

# Application of the monkeypatch to replace Path.home
# with the behavior of mockreturn defined above.
monkeypatch.setattr(Path, "home", mockreturn)

# Calling getssh() will use mockreturn in place of Path.home
# for this test with the monkeypatch.
x = getssh()
assert x == Path("/abc/.ssh")
```

## 2.7.2 Monkeypatching returned objects: building mock classes

`monkeypatch.setattr` can be used in conjunction with classes to mock returned objects from functions instead of values. Imagine a simple function to take an API url and return the json response.

```
# contents of app.py, a simple API retrieval example
import requests

def get_json(url):
    """Takes a URL, and returns the JSON."""
    r = requests.get(url)
    return r.json()
```

We need to mock `r`, the returned response object for testing purposes. The mock of `r` needs a `.json()` method which returns a dictionary. This can be done in our test file by defining a class to represent `r`.

```
# contents of test_app.py, a simple test for our API retrieval
# import requests for the purposes of monkeypatching
import requests

# our app.py that includes the get_json() function
# this is the previous code block example
import app

# custom class to be the mock return value
# will override the requests.Response returned from requests.get
class MockResponse:
    # mock json() method always returns a specific testing dictionary
    @staticmethod
    def json():
        return {"mock_key": "mock_response"}

def test_get_json(monkeypatch):
    # Any arguments may be passed and mock_get() will always return our
    # mocked object, which only has the .json() method.
    def mock_get(*args, **kwargs):
        return MockResponse()

    # apply the monkeypatch for requests.get to mock_get
```

(continues on next page)

(continued from previous page)

```
monkeypatch.setattr(requests, "get", mock_get)

# app.get_json, which contains requests.get, uses the monkeypatch
result = app.get_json("https://fakeurl")
assert result["mock_key"] == "mock_response"
```

monkeypatch applies the mock for `requests.get` with our `mock_get` function. The `mock_get` function returns an instance of the `MockResponse` class, which has a `json()` method defined to return a known testing dictionary and does not require any outside API connection.

You can build the `MockResponse` class with the appropriate degree of complexity for the scenario you are testing. For instance, it could include an `ok` property that always returns `True`, or return different values from the `json()` mocked method based on input strings.

This mock can be shared across tests using a fixture:

```
# contents of test_app.py, a simple test for our API retrieval
import pytest
import requests

# app.py that includes the get_json() function
import app

# custom class to be the mock return value of requests.get()
class MockResponse:
    @staticmethod
    def json():
        return {"mock_key": "mock_response"}

# monkeypatched requests.get moved to a fixture
@pytest.fixture
def mock_response(monkeypatch):
    """Requests.get() mocked to return {'mock_key': 'mock_response'}."""

    def mock_get(*args, **kwargs):
        return MockResponse()

    monkeypatch.setattr(requests, "get", mock_get)

# notice our test uses the custom fixture instead of monkeypatch directly
def test_get_json(mock_response):
    result = app.get_json("https://fakeurl")
    assert result["mock_key"] == "mock_response"
```

Furthermore, if the mock was designed to be applied to all tests, the fixture could be moved to a `conftest.py` file and use the `with autouse=True` option.

### 2.7.3 Global patch example: preventing “requests” from remote operations

If you want to prevent the “requests” library from performing http requests in all your tests, you can do:

```
# contents of conftest.py
import pytest

@pytest.fixture(autouse=True)
def no_requests(monkeypatch):
    """Remove requests.sessions.Session.request for all tests."""
    monkeypatch.delattr("requests.sessions.Session.request")
```

This autouse fixture will be executed for each test function and it will delete the method `request.session.Session.request` so that any attempts within tests to create http requests will fail.

---

**Note:** Be advised that it is not recommended to patch builtin functions such as `open`, `compile`, etc., because it might break pytest’s internals. If that’s unavoidable, passing `--tb=native`, `--assert=plain` and `--capture=no` might help although there’s no guarantee.

---

---

**Note:** Mind that patching `stdlib` functions and some third-party libraries used by pytest might break pytest itself, therefore in those cases it is recommended to use `MonkeyPatch.context()` to limit the patching to the block you want tested:

```
import functools

def test_partial(monkeypatch):
    with monkeypatch.context() as m:
        m.setattr(functools, "partial", 3)
        assert functools.partial == 3
```

See [issue #3290](#) for details.

---

### 2.7.4 Monkeypatching environment variables

If you are working with environment variables you often need to safely change the values or delete them from the system for testing purposes. `monkeypatch` provides a mechanism to do this using the `setenv` and `delenv` method. Our example code to test:

```
# contents of our original code file e.g. code.py
import os

def get_os_user_lower():
    """Simple retrieval function.
    Returns lowercase USER or raises OSError."""
    username = os.getenv("USER")

    if username is None:
        raise OSError("USER environment is not set.")

    return username.lower()
```



There are two potential paths. First, the `USER` environment variable is set to a value. Second, the `USER` environment variable does not exist. Using `monkeypatch` both paths can be safely tested without impacting the running environment:

```
# contents of our test file e.g. test_code.py
import pytest

def test_upper_to_lower(monkeypatch):
    """Set the USER env var to assert the behavior."""
    monkeypatch.setenv("USER", "TestingUser")
    assert get_os_user_lower() == "testinguser"

def test_raise_exception(monkeypatch):
    """Remove the USER env var and assert OSError is raised."""
    monkeypatch.delenv("USER", raising=False)

    with pytest.raises(OSError):
        _ = get_os_user_lower()
```

This behavior can be moved into fixture structures and shared across tests:

```
# contents of our test file e.g. test_code.py
import pytest

@pytest.fixture
def mock_env_user(monkeypatch):
    monkeypatch.setenv("USER", "TestingUser")

@pytest.fixture
def mock_env_missing(monkeypatch):
    monkeypatch.delenv("USER", raising=False)

# notice the tests reference the fixtures for mocks
def test_upper_to_lower(mock_env_user):
    assert get_os_user_lower() == "testinguser"

def test_raise_exception(mock_env_missing):
    with pytest.raises(OSError):
        _ = get_os_user_lower()
```

## 2.7.5 Monkeypatching dictionaries

`monkeypatch.setitem` can be used to safely set the values of dictionaries to specific values during tests. Take this simplified connection string example:

```
# contents of app.py to generate a simple connection string
DEFAULT_CONFIG = {"user": "user1", "database": "db1"}

def create_connection_string(config=None):
    """Creates a connection string from input or defaults."""
```

(continues on next page)

(continued from previous page)

```
config = config or DEFAULT_CONFIG
return f"User Id={config['user']}; Location={config['database']};"
```

For testing purposes we can patch the `DEFAULT_CONFIG` dictionary to specific values.

```
# contents of test_app.py
# app.py with the connection string function (prior code block)
import app

def test_connection(monkeypatch):
    # Patch the values of DEFAULT_CONFIG to specific
    # testing values only for this test.
    monkeypatch.setitem(app.DEFAULT_CONFIG, "user", "test_user")
    monkeypatch.setitem(app.DEFAULT_CONFIG, "database", "test_db")

    # expected result based on the mocks
    expected = "User Id=test_user; Location=test_db;"

    # the test uses the monkeypatched dictionary settings
    result = app.create_connection_string()
    assert result == expected
```

You can use the `monkeypatch.delitem` to remove values.

```
# contents of test_app.py
import pytest

# app.py with the connection string function
import app

def test_missing_user(monkeypatch):
    # patch the DEFAULT_CONFIG to be missing the 'user' key
    monkeypatch.delitem(app.DEFAULT_CONFIG, "user", raising=False)

    # Key error expected because a config is not passed, and the
    # default is now missing the 'user' entry.
    with pytest.raises(KeyError):
        _ = app.create_connection_string()
```

The modularity of fixtures gives you the flexibility to define separate fixtures for each potential mock and reference them in the needed tests.

```
# contents of test_app.py
import pytest

# app.py with the connection string function
import app

# all of the mocks are moved into separated fixtures
@pytest.fixture
def mock_test_user(monkeypatch):
    """Set the DEFAULT_CONFIG user to test_user."""
    monkeypatch.setitem(app.DEFAULT_CONFIG, "user", "test_user")
```

(continues on next page)

(continued from previous page)

```
@pytest.fixture
def mock_test_database(monkeypatch):
    """Set the DEFAULT_CONFIG database to test_db."""
    monkeypatch.setitem(app.DEFAULT_CONFIG, "database", "test_db")

@pytest.fixture
def mock_missing_default_user(monkeypatch):
    """Remove the user key from DEFAULT_CONFIG"""
    monkeypatch.delitem(app.DEFAULT_CONFIG, "user", raising=False)

# tests reference only the fixture mocks that are needed
def test_connection(mock_test_user, mock_test_database):
    expected = "User Id=test_user; Location=test_db;"

    result = app.create_connection_string()
    assert result == expected

def test_missing_user(mock_missing_default_user):
    with pytest.raises(KeyError):
        _ = app.create_connection_string()
```

## 2.7.6 API Reference

Consult the docs for the *MonkeyPatch* class.

## 2.8 How to run doctests

By default, all files matching the `test*.txt` pattern will be run through the python standard `doctest` module. You can change the pattern by issuing:

```
pytest --doctest-glob="*.rst"
```

on the command line. `--doctest-glob` can be given multiple times in the command-line.

If you then have a text file like this:

```
# content of test_example.txt

hello this is a doctest
>>> x = 3
>>> x
3
```

then you can just invoke `pytest` directly:

```
$ pytest
===== test session starts =====
platform linux -- Python 3.x.y, pytest-8.x.y, pluggy-1.x.y
rootdir: /home/sweet/project
```

(continues on next page)

(continued from previous page)

```
collected 1 item

test_example.txt . [100%]

===== 1 passed in 0.12s =====
```

By default, pytest will collect `test*.txt` files looking for doctest directives, but you can pass additional globs using the `--doctest-glob` option (multi-allowed).

In addition to text files, you can also execute doctests directly from docstrings of your classes and functions, including from test modules:

```
# content of mymodule.py
def something():
    """a doctest in a docstring
    >>> something()
    42
    """
    return 42
```

```
$ pytest --doctest-modules
===== test session starts =====
platform linux -- Python 3.x.y, pytest-8.x.y, pluggy-1.x.y
rootdir: /home/sweet/project
collected 2 items

mymodule.py . [ 50%]
test_example.txt . [100%]

===== 2 passed in 0.12s =====
```

You can make these changes permanent in your project by putting them into a `pytest.ini` file like this:

```
# content of pytest.ini
[pytest]
addopts = --doctest-modules
```

## 2.8.1 Encoding

The default encoding is **UTF-8**, but you can specify the encoding that will be used for those doctest files using the `doctest_encoding` ini option:

```
# content of pytest.ini
[pytest]
doctest_encoding = latin1
```

## 2.8.2 Using ‘doctest’ options

Python’s standard `doctest` module provides some `options` to configure the strictness of doctest tests. In pytest, you can enable those flags using the configuration file.

For example, to make pytest ignore trailing whitespaces and ignore lengthy exception stack traces you can just write:

```
[pytest]
doctest_optionflags = NORMALIZE_WHITESPACE IGNORE_EXCEPTION_DETAIL
```

Alternatively, options can be enabled by an inline comment in the doc test itself:

```
>>> something_that_raises() # doctest: +IGNORE_EXCEPTION_DETAIL
Traceback (most recent call last):
ValueError: ...
```

pytest also introduces new options:

- `ALLOW_UNICODE`: when enabled, the `u` prefix is stripped from unicode strings in expected doctest output. This allows doctests to run in Python 2 and Python 3 unchanged.
- `ALLOW_BYTES`: similarly, the `b` prefix is stripped from byte strings in expected doctest output.
- `NUMBER`: when enabled, floating-point numbers only need to match as far as the precision you have written in the expected doctest output. The numbers are compared using `pytest.approx()` with relative tolerance equal to the precision. For example, the following output would only need to match to 2 decimal places when comparing 3.14 to `pytest.approx(math.pi, rel=10**-2)`:

```
>>> math.pi
3.14
```

If you wrote 3.1416 then the actual output would need to match to approximately 4 decimal places; and so on.

This avoids false positives caused by limited floating-point precision, like this:

```
Expected:
  0.233
Got:
  0.233000000000000001
```

`NUMBER` also supports lists of floating-point numbers – in fact, it matches floating-point numbers appearing anywhere in the output, even inside a string! This means that it may not be appropriate to enable globally in `doctest_optionflags` in your configuration file.

New in version 5.1.

## 2.8.3 Continue on failure

By default, pytest would report only the first failure for a given doctest. If you want to continue the test even when you have failures, do:

```
pytest --doctest-modules --doctest-continue-on-failure
```

## 2.8.4 Output format

You can change the diff output format on failure for your doctests by using one of standard doctest modules format in options (see `doctest.REPORT_UDIFF`, `doctest.REPORT_CDIF`, `doctest.REPORT_NDIFF`, `doctest.REPORT_ONLY_FIRST_FAILURE`):

```
pytest --doctest-modules --doctest-report none
pytest --doctest-modules --doctest-report udiff
pytest --doctest-modules --doctest-report cdiff
pytest --doctest-modules --doctest-report ndiff
pytest --doctest-modules --doctest-report only_first_failure
```

## 2.8.5 pytest-specific features

Some features are provided to make writing doctests easier or with better integration with your existing test suite. Keep in mind however that by using those features you will make your doctests incompatible with the standard `doctest` module.

### Using fixtures

It is possible to use fixtures using the `getfixture` helper:

```
# content of example.rst
>>> tmp = getfixture('tmp_path')
>>> ...
>>>
```

Note that the fixture needs to be defined in a place visible by pytest, for example, a `conftest.py` file or plugin; normal python files containing docstrings are not normally scanned for fixtures unless explicitly configured by [python\\_files](#).

Also, the [usefixtures](#) mark and fixtures marked as [autouse](#) are supported when executing text doctest files.

### ‘doctest\_namespace’ fixture

The `doctest_namespace` fixture can be used to inject items into the namespace in which your doctests run. It is intended to be used within your own fixtures to provide the tests that use them with context.

`doctest_namespace` is a standard `dict` object into which you place the objects you want to appear in the doctest namespace:

```
# content of conftest.py
import numpy

@pytest.fixture(autouse=True)
def add_np(doctest_namespace):
    doctest_namespace["np"] = numpy
```

which can then be used in your doctests directly:

```
# content of numpy.py
def arange():
    """
    >>> a = np.arange(10)
```

(continues on next page)

(continued from previous page)

```
>>> len(a)
10
"""
```

Note that like the normal `conftest.py`, the fixtures are discovered in the directory tree `conftest` is in. Meaning that if you put your doctest with your source code, the relevant `conftest.py` needs to be in the same directory tree. Fixtures will not be discovered in a sibling directory tree!

## Skipping tests

For the same reasons one might want to skip normal tests, it is also possible to skip tests inside doctests.

To skip a single check inside a doctest you can use the standard `doctest.SKIP` directive:

```
def test_random(y):
    """
    >>> random.random() # doctest: +SKIP
    0.156231223

    >>> 1 + 1
    2
    """
```

This will skip the first check, but not the second.

pytest also allows using the standard pytest functions `pytest.skip()` and `pytest.xfail()` inside doctests, which might be useful because you can then skip/xfail tests based on external conditions:

```
>>> import sys, pytest
>>> if sys.platform.startswith('win'):
...     pytest.skip('this doctest does not work on Windows')
...
>>> import fcntl
>>> ...
```

However using those functions is discouraged because it reduces the readability of the docstring.

---

**Note:** `pytest.skip()` and `pytest.xfail()` behave differently depending if the doctests are in a Python file (in docstrings) or a text file containing doctests intermingled with text:

- Python modules (docstrings): the functions only act in that specific docstring, letting the other docstrings in the same module execute as normal.
  - Text files: the functions will skip/xfail the checks for the rest of the entire file.
-

## 2.8.6 Alternatives

While the built-in pytest support provides a good set of functionalities for using doctests, if you use them extensively you might be interested in those external packages which add many more features, and include pytest integration:

- `pytest-doctestplus`: provides advanced doctest support and enables the testing of reStructuredText (".rst") files.
- `Sybil`: provides a way to test examples in your documentation by parsing them from the documentation source and evaluating the parsed examples as part of your normal test run.

## 2.9 How to re-run failed tests and maintain state between test runs

### 2.9.1 Usage

The plugin provides two command line options to rerun failures from the last `pytest` invocation:

- `--lf, --last-failed` - to only re-run the failures.
- `--ff, --failed-first` - to run the failures first and then the rest of the tests.

For cleanup (usually not needed), a `--cache-clear` option allows to remove all cross-session cache contents ahead of a test run.

Other plugins may access the `config.cache` object to set/get **json encodable** values between `pytest` invocations.

---

**Note:** This plugin is enabled by default, but can be disabled if needed: see [Deactivating / unregistering a plugin by name](#) (the internal name for this plugin is `cacheprovider`).

---

### 2.9.2 Rerunning only failures or failures first

First, let's create 50 test invocation of which only 2 fail:

```
# content of test_50.py
import pytest

@pytest.mark.parametrize("i", range(50))
def test_num(i):
    if i in (17, 25):
        pytest.fail("bad luck")
```

If you run this for the first time you will see two failures:

```
$ pytest -q
.....F.....F..... [100%]
===== FAILURES =====
_____ test_num[17] _____

i = 17

@pytest.mark.parametrize("i", range(50))
def test_num(i):
    if i in (17, 25):
```

(continues on next page)



(continued from previous page)

```
>         pytest.fail("bad luck")
E         Failed: bad luck

test_50.py:7: Failed
_____ test_num[25] _____

i = 25

    @pytest.mark.parametrize("i", range(50))
    def test_num(i):
        if i in (17, 25):
>         pytest.fail("bad luck")
E         Failed: bad luck

test_50.py:7: Failed
===== short test summary info =====
FAILED test_50.py::test_num[17] - Failed: bad luck
FAILED test_50.py::test_num[25] - Failed: bad luck
2 failed, 48 passed in 0.12s
```

If you then run it with `--lf`:

```
$ pytest --lf
===== test session starts =====
platform linux -- Python 3.x.y, pytest-8.x.y, pluggy-1.x.y
rootdir: /home/sweet/project
collected 2 items
run-last-failure: rerun previous 2 failures

test_50.py FF [100%]

===== FAILURES =====
_____ test_num[17] _____

i = 17

    @pytest.mark.parametrize("i", range(50))
    def test_num(i):
        if i in (17, 25):
>         pytest.fail("bad luck")
E         Failed: bad luck

test_50.py:7: Failed
_____ test_num[25] _____

i = 25

    @pytest.mark.parametrize("i", range(50))
    def test_num(i):
        if i in (17, 25):
>         pytest.fail("bad luck")
E         Failed: bad luck

test_50.py:7: Failed
===== short test summary info =====
FAILED test_50.py::test_num[17] - Failed: bad luck
FAILED test_50.py::test_num[25] - Failed: bad luck
```

(continues on next page)

(continued from previous page)

```
===== 2 failed in 0.12s =====
```

You have run only the two failing tests from the last run, while the 48 passing tests have not been run (“deselected”).

Now, if you run with the `--ff` option, all tests will be run but the first previous failures will be executed first (as can be seen from the series of FF and dots):

```
$ pytest --ff
===== test session starts =====
platform linux -- Python 3.x.y, pytest-8.x.y, pluggy-1.x.y
rootdir: /home/sweet/project
collected 50 items
run-last-failure: rerun previous 2 failures first

test_50.py FF..... [100%]

===== FAILURES =====
_____ test_num[17] _____

i = 17

    @pytest.mark.parametrize("i", range(50))
    def test_num(i):
        if i in (17, 25):
>         pytest.fail("bad luck")
E         Failed: bad luck

test_50.py:7: Failed
_____ test_num[25] _____

i = 25

    @pytest.mark.parametrize("i", range(50))
    def test_num(i):
        if i in (17, 25):
>         pytest.fail("bad luck")
E         Failed: bad luck

test_50.py:7: Failed
===== short test summary info =====
FAILED test_50.py::test_num[17] - Failed: bad luck
FAILED test_50.py::test_num[25] - Failed: bad luck
===== 2 failed, 48 passed in 0.12s =====
```

New `--nf`, `--new-first` options: run new tests first followed by the rest of the tests, in both cases tests are also sorted by the file modified time, with more recent files coming first.

### 2.9.3 Behavior when no tests failed in the last run

The `--lfnf/--last-failed-no-failures` option governs the behavior of `--last-failed`. Determines whether to execute tests when there are no previously (known) failures or when no cached `lastfailed` data was found.

There are two options:

- `all`: when there are no known test failures, runs all tests (the full test suite). This is the default.
- `none`: when there are no known test failures, just emits a message stating this and exit successfully.

Example:

```
pytest --last-failed --last-failed-no-failures all      # runs the full test suite
↳ (default behavior)
pytest --last-failed --last-failed-no-failures none    # runs no tests and exits
↳ successfully
```

### 2.9.4 The new `config.cache` object

Plugins or `conftest.py` support code can get a cached value using the `pytest config` object. Here is a basic example plugin which implements a *fixture* which re-uses previously created state across `pytest` invocations:

```
# content of test_caching.py
import pytest

def expensive_computation():
    print("running expensive computation...")

@pytest.fixture
def mydata(pytestconfig):
    val = pytestconfig.cache.get("example/value", None)
    if val is None:
        expensive_computation()
        val = 42
    pytestconfig.cache.set("example/value", val)
    return val

def test_function(mydata):
    assert mydata == 23
```

If you run this command for the first time, you can see the print statement:

```
$ pytest -q
F                                                                    [100%]
===== FAILURES =====
_____ test_function _____

mydata = 42

    def test_function(mydata):
>         assert mydata == 23
E         assert 42 == 23
```

(continues on next page)

(continued from previous page)

```
test_caching.py:19: AssertionError
----- Captured stdout setup -----
running expensive computation...
===== short test summary info =====
FAILED test_caching.py::test_function - assert 42 == 23
1 failed in 0.12s
```

If you run it a second time, the value will be retrieved from the cache and nothing will be printed:

```
$ pytest -q
F [100%]
===== FAILURES =====
_____ test_function _____

mydata = 42

    def test_function(mydata):
>         assert mydata == 23
E         assert 42 == 23

test_caching.py:19: AssertionError
===== short test summary info =====
FAILED test_caching.py::test_function - assert 42 == 23
1 failed in 0.12s
```

See the [config.cache fixture](#) for more details.

## 2.9.5 Inspecting Cache content

You can always peek at the content of the cache using the `--cache-show` command line option:

```
$ pytest --cache-show
===== test session starts =====
platform linux -- Python 3.x.y, pytest-8.x.y, pluggy-1.x.y
rootdir: /home/sweet/project
cachedir: /home/sweet/project/.pytest_cache
----- cache values for '*' -----
cache/lastfailed contains:
  {'test_caching.py::test_function': True}
cache/nodeids contains:
  ['test_caching.py::test_function']
cache/stepwise contains:
  []
example/value contains:
  42

===== no tests ran in 0.12s =====
```

`--cache-show` takes an optional argument to specify a glob pattern for filtering:

```
$ pytest --cache-show example/*
===== test session starts =====
platform linux -- Python 3.x.y, pytest-8.x.y, pluggy-1.x.y
rootdir: /home/sweet/project
cachedir: /home/sweet/project/.pytest_cache
```

(continues on next page)

(continued from previous page)

```
----- cache values for 'example/*' -----
example/value contains:
  42
===== no tests ran in 0.12s =====
```

## 2.9.6 Clearing Cache content

You can instruct pytest to clear all cache files and values by adding the `--cache-clear` option like this:

```
pytest --cache-clear
```

This is recommended for invocations from Continuous Integration servers where isolation and correctness is more important than speed.

## 2.9.7 Stepwise

As an alternative to `--lf -x`, especially for cases where you expect a large part of the test suite will fail, `--sw`, `--stepwise` allows you to fix them one at a time. The test suite will run until the first failure and then stop. At the next invocation, tests will continue from the last failing test and then run until the next failing test. You may use the `--stepwise-skip` option to ignore one failing test and stop the test execution on the second failing test instead. This is useful if you get stuck on a failing test and just want to ignore it until later. Providing `--stepwise-skip` will also enable `--stepwise` implicitly.

## 2.10 How to manage logging

pytest captures log messages of level `WARNING` or above automatically and displays them in their own section for each failed test in the same manner as captured stdout and stderr.

Running without options:

```
pytest
```

Shows failed tests like so:

```
----- Captured stdlog call -----
test_reporting.py    26 WARNING text going to logger
----- Captured stdout call -----
text going to stdout
----- Captured stderr call -----
text going to stderr
===== 2 failed in 0.02 seconds =====
```

By default each captured log message shows the module, line number, log level and message.

If desired the log and date format can be specified to anything that the logging module supports by passing specific formatting options:

```
pytest --log-format="%(asctime)s %(levelname)s %(message)s" \
       --log-date-format="%Y-%m-%d %H:%M:%S"
```

Shows failed tests like so:

```
----- Captured stdout call -----
2010-04-10 14:48:44 WARNING text going to logger
----- Captured stdout call -----
text going to stdout
----- Captured stderr call -----
text going to stderr
===== 2 failed in 0.02 seconds =====
```

These options can also be customized through `pytest.ini` file:

```
[pytest]
log_format = %(asctime)s %(levelname)s %(message)s
log_date_format = %Y-%m-%d %H:%M:%S
```

Specific loggers can be disabled via `--log-disable={logger_name}`. This argument can be passed multiple times:

```
pytest --log-disable=main --log-disable=testing
```

Further it is possible to disable reporting of captured content (stdout, stderr and logs) on failed tests completely with:

```
pytest --show-capture=no
```

## 2.10.1 caplog fixture

Inside tests it is possible to change the log level for the captured log messages. This is supported by the `caplog` fixture:

```
def test_foo(caplog):
    caplog.set_level(logging.INFO)
```

By default the level is set on the root logger, however as a convenience it is also possible to set the log level of any logger:

```
def test_foo(caplog):
    caplog.set_level(logging.CRITICAL, logger="root.baz")
```

The log levels set are restored automatically at the end of the test.

It is also possible to use a context manager to temporarily change the log level inside a `with` block:

```
def test_bar(caplog):
    with caplog.at_level(logging.INFO):
        pass
```

Again, by default the level of the root logger is affected but the level of any logger can be changed instead with:

```
def test_bar(caplog):
    with caplog.at_level(logging.CRITICAL, logger="root.baz"):
        pass
```

Lastly all the logs sent to the logger during the test run are made available on the fixture in the form of both the `logging.LogRecord` instances and the final log text. This is useful for when you want to assert on the contents of a message:

```
def test_baz(caplog):
    func_under_test()
    for record in caplog.records:
```

(continues on next page)

(continued from previous page)

```
assert record.levelname != "CRITICAL"
assert "wally" not in caplog.text
```

For all the available attributes of the log records see the `logging.LogRecord` class.

You can also resort to `record_tuples` if all you want to do is to ensure, that certain messages have been logged under a given logger name with a given severity and message:

```
def test_foo(caplog):
    logging.getLogger().info("boo %s", "arg")

    assert caplog.record_tuples == [("root", logging.INFO, "boo arg")]
```

You can call `caplog.clear()` to reset the captured log records in a test:

```
def test_something_with_clearing_records(caplog):
    some_method_that_creates_log_records()
    caplog.clear()
    your_test_method()
    assert ["Foo"] == [rec.message for rec in caplog.records]
```

The `caplog.records` attribute contains records from the current stage only, so inside the `setup` phase it contains only `setup` logs, same with the `call` and `teardown` phases.

To access logs from other stages, use the `caplog.get_records(when)` method. As an example, if you want to make sure that tests which use a certain fixture never log any warnings, you can inspect the records for the `setup` and `call` stages during `teardown` like so:

```
@pytest.fixture
def window(caplog):
    window = create_window()
    yield window
    for when in ("setup", "call"):
        messages = [
            x.message for x in caplog.get_records(when) if x.levelno == logging.
↳ WARNING
        ]
        if messages:
            pytest.fail(f"warning messages encountered during testing: {messages}")
```

The full API is available at `pytest.LogCaptureFixture`.

**Warning:** The `caplog` fixture adds a handler to the root logger to capture logs. If the root logger is modified during a test, for example with `logging.config.dictConfig`, this handler may be removed and cause no logs to be captured. To avoid this, ensure that any root logger configuration only adds to the existing handlers.

## 2.10.2 Live Logs

By setting the `log_cli` configuration option to `true`, pytest will output logging records as they are emitted directly into the console.

You can specify the logging level for which log records with equal or higher level are printed to the console by passing `--log-cli-level`. This setting accepts the logging level names or numeric values as seen in [logging's documentation](#).

Additionally, you can also specify `--log-cli-format` and `--log-cli-date-format` which mirror and default to `--log-format` and `--log-date-format` if not provided, but are applied only to the console logging handler.

All of the CLI log options can also be set in the configuration INI file. The option names are:

- `log_cli_level`
- `log_cli_format`
- `log_cli_date_format`

If you need to record the whole test suite logging calls to a file, you can pass `--log-file=/path/to/log/file`. This log file is opened in write mode which means that it will be overwritten at each run tests session. Note that relative paths for the log-file location, whether passed on the CLI or declared in a config file, are always resolved relative to the current working directory.

You can also specify the logging level for the log file by passing `--log-file-level`. This setting accepts the logging level names or numeric values as seen in [logging's documentation](#).

Additionally, you can also specify `--log-file-format` and `--log-file-date-format` which are equal to `--log-format` and `--log-date-format` but are applied to the log file logging handler.

All of the log file options can also be set in the configuration INI file. The option names are:

- `log_file`
- `log_file_level`
- `log_file_format`
- `log_file_date_format`

You can call `set_log_path()` to customize the `log_file` path dynamically. This functionality is considered **experimental**.

## 2.10.3 Customizing Colors

Log levels are colored if colored terminal output is enabled. Changing from default colors or putting color on custom log levels is supported through `add_color_level()`. Example:

```
@pytest.hookimpl(trylast=True)
def pytest_configure(config):
    logging_plugin = config.pluginmanager.get_plugin("logging-plugin")

    # Change color on existing log level
    logging_plugin.log_cli_handler.formatter.add_color_level(logging.INFO, "cyan")

    # Add color to a custom log level (a custom log level `SPAM` is already set up)
    logging_plugin.log_cli_handler.formatter.add_color_level(logging.SPAM, "blue")
```



**Warning:** This feature and its API are considered **experimental** and might change between releases without a deprecation notice.

## 2.10.4 Release notes

This feature was introduced as a drop-in replacement for the `pytest-catchlog` plugin and they conflict with each other. The backward compatibility API with `pytest-capturelog` has been dropped when this feature was introduced, so if for that reason you still need `pytest-catchlog` you can disable the internal feature by adding to your `pytest.ini`:

```
[pytest]
addopts=-p no:logging
```

## 2.10.5 Incompatible changes in pytest 3.4

This feature was introduced in 3.3 and some **incompatible changes** have been made in 3.4 after community feedback:

- Log levels are no longer changed unless explicitly requested by the `log_level` configuration or `--log-level` command-line options. This allows users to configure logger objects themselves. Setting `log_level` will set the level that is captured globally so if a specific test requires a lower level than this, use the `caplog.set_level()` functionality otherwise that test will be prone to failure.
- *Live Logs* is now disabled by default and can be enabled setting the `log_cli` configuration option to `true`. When enabled, the verbosity is increased so logging for each test is visible.
- *Live Logs* are now sent to `sys.stdout` and no longer require the `-s` command-line option to work.

If you want to partially restore the logging behavior of version 3.3, you can add this options to your `ini` file:

```
[pytest]
log_cli=true
log_level=NOTSET
```

More details about the discussion that lead to this changes can be read in [issue #3013](#).

## 2.11 How to capture stdout/stderr output

### 2.11.1 Default stdout/stderr/stdin capturing behaviour

During test execution any output sent to `stdout` and `stderr` is captured. If a test or a setup method fails its according captured output will usually be shown along with the failure traceback. (this behavior can be configured by the `--show-capture` command-line option).

In addition, `stdin` is set to a “null” object which will fail on attempts to read from it because it is rarely desired to wait for interactive input when running automated tests.

By default capturing is done by intercepting writes to low level file descriptors. This allows to capture output from simple print statements as well as output from a subprocess started by a test.

## 2.11.2 Setting capturing methods or disabling capturing

There are three ways in which `pytest` can perform capturing:

- `fd` (file descriptor) level capturing (default): All writes going to the operating system file descriptors 1 and 2 will be captured.
- `sys` level capturing: Only writes to Python files `sys.stdout` and `sys.stderr` will be captured. No capturing of writes to filedescriptors is performed.
- `tee-sys` capturing: Python writes to `sys.stdout` and `sys.stderr` will be captured, however the writes will also be passed-through to the actual `sys.stdout` and `sys.stderr`. This allows output to be ‘live printed’ and captured for plugin use, such as `junitxml` (new in `pytest` 5.4).

You can influence output capturing mechanisms from the command line:

```
pytest -s                # disable all capturing
pytest --capture=sys      # replace sys.stdout/stderr with in-mem files
pytest --capture=fd       # also point filedescriptors 1 and 2 to temp file
pytest --capture=tee-sys  # combines 'sys' and '-s', capturing sys.stdout/stderr
                        # and passing it along to the actual sys.stdout/stderr
```

## 2.11.3 Using print statements for debugging

One primary benefit of the default capturing of `stdout/stderr` output is that you can use `print` statements for debugging:

```
# content of test_module.py

def setup_function(function):
    print("setting up", function)

def test_func1():
    assert True

def test_func2():
    assert False
```

and running this module will show you precisely the output of the failing function and hide the other one:

```
$ pytest
===== test session starts =====
platform linux -- Python 3.x.y, pytest-8.x.y, pluggy-1.x.y
rootdir: /home/sweet/project
collected 2 items

test_module.py .F                                     [100%]

===== FAILURES =====
_____ test_func2 _____

    def test_func2():
>         assert False
E         assert False
```

(continues on next page)

(continued from previous page)

```
test_module.py:12: AssertionError
----- Captured stdout setup -----
setting up <function test_func2 at 0xdeadbeef0001>
===== short test summary info =====
FAILED test_module.py::test_func2 - assert False
===== 1 failed, 1 passed in 0.12s =====
```

### 2.11.4 Accessing captured output from a test function

The `capsys`, `capsysbinary`, `capfd`, and `capfdbinary` fixtures allow access to `stdout`/`stderr` output created during test execution. Here is an example test function that performs some output related checks:

```
def test_myoutput(capsys): # or use "capfd" for fd-level
    print("hello")
    sys.stderr.write("world\n")
    captured = capsys.readouterr()
    assert captured.out == "hello\n"
    assert captured.err == "world\n"
    print("next")
    captured = capsys.readouterr()
    assert captured.out == "next\n"
```

The `readouterr()` call snapshots the output so far - and capturing will be continued. After the test function finishes the original streams will be restored. Using `capsys` this way frees your test from having to care about setting/resetting output streams and also interacts well with pytest's own per-test capturing.

If you want to capture on filedescriptor level you can use the `capfd` fixture which offers the exact same interface but allows to also capture output from libraries or subprocesses that directly write to operating system level output streams (FD1 and FD2).

The return value from `readouterr` changed to a `namedtuple` with two attributes, `out` and `err`.

If the code under test writes non-textual data, you can capture this using the `capsysbinary` fixture which instead returns bytes from the `readouterr` method.

If the code under test writes non-textual data, you can capture this using the `capfdbinary` fixture which instead returns bytes from the `readouterr` method. The `capfdbinary` fixture operates on the filedescriptor level.

To temporarily disable capture within a test, both `capsys` and `capfd` have a `disabled()` method that can be used as a context manager, disabling capture inside the `with` block:

```
def test_disabling_capturing(capsys):
    print("this output is captured")
    with capsys.disabled():
        print("output not captured, going directly to sys.stdout")
    print("this output is also captured")
```

## 2.12 How to capture warnings

Starting from version 3.1, pytest now automatically catches warnings during test execution and displays them at the end of the session:

```
# content of test_show_warnings.py
import warnings

def api_v1():
    warnings.warn(UserWarning("api v1, should use functions from v2"))
    return 1

def test_one():
    assert api_v1() == 1
```

Running pytest now produces this output:

```
$ pytest test_show_warnings.py
===== test session starts =====
platform linux -- Python 3.x.y, pytest-8.x.y, pluggy-1.x.y
rootdir: /home/sweet/project
collected 1 item

test_show_warnings.py . [100%]

===== warnings summary =====
test_show_warnings.py::test_one
/home/sweet/project/test_show_warnings.py:5: UserWarning: api v1, should use
functions from v2
    warnings.warn(UserWarning("api v1, should use functions from v2"))

-- Docs: https://docs.pytest.org/en/stable/how-to/capture-warnings.html
===== 1 passed, 1 warning in 0.12s =====
```

### 2.12.1 Controlling warnings

Similar to Python's [warning filter](#) and `-W option` flag, pytest provides its own `-W` flag to control which warnings are ignored, displayed, or turned into errors. See the [warning filter](#) documentation for more advanced use-cases.

This code sample shows how to treat any `UserWarning` category class of warning as an error:

```
$ pytest -q test_show_warnings.py -W error::UserWarning
F [100%]
===== FAILURES =====
test_one

    def test_one():
>     assert api_v1() == 1
test_show_warnings.py:10:
-----
    def api_v1():
```

(continues on next page)

(continued from previous page)

```
> warnings.warn(UserWarning("api v1, should use functions from v2"))
E UserWarning: api v1, should use functions from v2

test_show_warnings.py:5: UserWarning
===== short test summary info =====
FAILED test_show_warnings.py::test_one - UserWarning: api v1, should use ...
1 failed in 0.12s
```

The same option can be set in the `pytest.ini` or `pyproject.toml` file using the `filterwarnings` ini option. For example, the configuration below will ignore all user warnings and specific deprecation warnings matching a regex, but will transform all other warnings into errors.

```
# pytest.ini
[pytest]
filterwarnings =
    error
    ignore::UserWarning
    ignore:function ham\(\) is deprecated:DeprecationWarning
```

```
# pyproject.toml
[tool.pytest.ini_options]
filterwarnings = [
    "error",
    "ignore::UserWarning",
    # note the use of single quote below to denote "raw" strings in TOML
    'ignore:function ham\(\) is deprecated:DeprecationWarning',
]
```

When a warning matches more than one option in the list, the action for the last matching option is performed.

**Note:** The `-W` flag and the `filterwarnings` ini option use warning filters that are similar in structure, but each configuration option interprets its filter differently. For example, *message* in `filterwarnings` is a string containing a regular expression that the start of the warning message must match, case-insensitively, while *message* in `-W` is a literal string that the start of the warning message must contain (case-insensitively), ignoring any whitespace at the start or end of message. Consult the [warning filter](#) documentation for more details.

## 2.12.2 @pytest.mark.filterwarnings

You can use the `@pytest.mark.filterwarnings` to add warning filters to specific test items, allowing you to have finer control of which warnings should be captured at test, class or even module level:

```
import warnings

def api_v1():
    warnings.warn(UserWarning("api v1, should use functions from v2"))
    return 1

@pytest.mark.filterwarnings("ignore:api v1")
def test_one():
    assert api_v1() == 1
```

Filters applied using a mark take precedence over filters passed on the command line or configured by the `filterwarnings` ini option.

You may apply a filter to all tests of a class by using the `filterwarnings` mark as a class decorator or to all tests in a module by setting the `pytestmark` variable:

```
# turns all warnings into errors for this module
pytestmark = pytest.mark.filterwarnings("error")
```

*Credits go to Florian Schulze for the reference implementation in the `pytest-warnings` plugin.*

### 2.12.3 Disabling warnings summary

Although not recommended, you can use the `--disable-warnings` command-line option to suppress the warning summary entirely from the test run output.

### 2.12.4 Disabling warning capture entirely

This plugin is enabled by default but can be disabled entirely in your `pytest.ini` file with:

```
[pytest]
addopts = -p no:warnings
```

Or passing `-p no:warnings` in the command-line. This might be useful if your test suites handles warnings using an external system.

### 2.12.5 DeprecationWarning and PendingDeprecationWarning

By default pytest will display `DeprecationWarning` and `PendingDeprecationWarning` warnings from user code and third-party libraries, as recommended by [PEP 565](#). This helps users keep their code modern and avoid breakages when deprecated warnings are effectively removed.

However, in the specific case where users capture any type of warnings in their test, either with `pytest.warns()`, `pytest.deprecated_call()` or using the `recwarn` fixture, no warning will be displayed at all.

Sometimes it is useful to hide some specific deprecation warnings that happen in code that you have no control over (such as third-party libraries), in which case you might use the warning filters options (ini or marks) to ignore those warnings.

For example:

```
[pytest]
filterwarnings =
    ignore:.*U.*mode is deprecated:DeprecationWarning
```

This will ignore all warnings of type `DeprecationWarning` where the start of the message matches the regular expression `".*U.*mode is deprecated"`.

See [@pytest.mark.filterwarnings](#) and [Controlling warnings](#) for more examples.

---

**Note:** If warnings are configured at the interpreter level, using the `PYTHONWARNINGS` environment variable or the `-W` command-line option, pytest will not configure any filters by default.

Also pytest doesn't follow [PEP 506](#) suggestion of resetting all warning filters because it might break test suites that configure warning filters themselves by calling `warnings.simplefilter()` (see [issue #2430](#) for an example of that).

## 2.12.6 Ensuring code triggers a deprecation warning

You can also use `pytest.deprecated_call()` for checking that a certain function call triggers a `DeprecationWarning` or `PendingDeprecationWarning`:

```
import pytest

def test_myfunction_deprecated():
    with pytest.deprecated_call():
        myfunction(17)
```

This test will fail if `myfunction` does not issue a deprecation warning when called with a 17 argument.

## 2.12.7 Asserting warnings with the warns function

You can check that code raises a particular warning using `pytest.warns()`, which works in a similar manner to `raises` (except that `raises` does not capture all exceptions, only the `expected_exception`):

```
import warnings

import pytest

def test_warning():
    with pytest.warns(UserWarning):
        warnings.warn("my warning", UserWarning)
```

The test will fail if the warning in question is not raised. Use the keyword argument `match` to assert that the warning matches a text or regex. To match a literal string that may contain regular expression metacharacters like `(` or `.`, the pattern can first be escaped with `re.escape`.

Some examples:

```
>>> with warns(UserWarning, match="must be 0 or None"):
...     warnings.warn("value must be 0 or None", UserWarning)
...

>>> with warns(UserWarning, match=r"must be \d+$"):
...     warnings.warn("value must be 42", UserWarning)
...

>>> with warns(UserWarning, match=r"must be \d+$"):
...     warnings.warn("this is not here", UserWarning)
...
Traceback (most recent call last):
...
Failed: DID NOT WARN. No warnings of type ...UserWarning... were emitted...

>>> with warns(UserWarning, match=re.escape("issue with foo() func")):
```

(continues on next page)

(continued from previous page)

```
...     warnings.warn("issue with foo() func")
...
```

You can also call `pytest.warns()` on a function or code string:

```
pytest.warns(expected_warning, func, *args, **kwargs)
pytest.warns(expected_warning, "func(*args, **kwargs)")
```

The function also returns a list of all raised warnings (as `warnings.WarningMessage` objects), which you can query for additional information:

```
with pytest.warns(RuntimeWarning) as record:
    warnings.warn("another warning", RuntimeWarning)

# check that only one warning was raised
assert len(record) == 1
# check that the message matches
assert record[0].message.args[0] == "another warning"
```

Alternatively, you can examine raised warnings in detail using the `recwarn` fixture (see below).

The `recwarn` fixture automatically ensures to reset the warnings filter at the end of the test, so no global state is leaked.

## 2.12.8 Recording warnings

You can record raised warnings either using `pytest.warns()` or with the `recwarn` fixture.

To record with `pytest.warns()` without asserting anything about the warnings, pass no arguments as the expected warning type and it will default to a generic `Warning`:

```
with pytest.warns() as record:
    warnings.warn("user", UserWarning)
    warnings.warn("runtime", RuntimeWarning)

assert len(record) == 2
assert str(record[0].message) == "user"
assert str(record[1].message) == "runtime"
```

The `recwarn` fixture will record warnings for the whole function:

```
import warnings

def test_hello(recwarn):
    warnings.warn("hello", UserWarning)
    assert len(recwarn) == 1
    w = recwarn.pop(UserWarning)
    assert isinstance(w.category, UserWarning)
    assert str(w.message) == "hello"
    assert w.filename
    assert w.lineno
```

Both `recwarn` and `pytest.warns()` return the same interface for recorded warnings: a `WarningsRecorder` instance. To view the recorded warnings, you can iterate over this instance, call `len` on it to get the number of recorded warnings, or index into it to get a particular recorded warning.

Full API: `WarningsRecorder`.



### 2.12.9 Additional use cases of warnings in tests

Here are some use cases involving warnings that often come up in tests, and suggestions on how to deal with them:

- To ensure that **at least one** of the indicated warnings is issued, use:

```
def test_warning():
    with pytest.warns((RuntimeWarning, UserWarning)):
        ...
```

- To ensure that **only** certain warnings are issued, use:

```
def test_warning(recwarn):
    ...
    assert len(recwarn) == 1
    user_warning = recwarn.pop(UserWarning)
    assert isinstance(user_warning.category, UserWarning)
```

- To ensure that **no** warnings are emitted, use:

```
def test_warning():
    with warnings.catch_warnings():
        warnings.simplefilter("error")
        ...
```

- To suppress warnings, use:

```
with warnings.catch_warnings():
    warnings.simplefilter("ignore")
    ...
```

### 2.12.10 Custom failure messages

Recording warnings provides an opportunity to produce custom test failure messages for when no warnings are issued or other conditions are met.

```
def test():
    with pytest.warns(Warning) as record:
        f()
        if not record:
            pytest.fail("Expected a warning!")
```

If no warnings are issued when calling `f`, then `not record` will evaluate to `True`. You can then call `pytest.fail()` with a custom error message.

### 2.12.11 Internal pytest warnings

pytest may generate its own warnings in some situations, such as improper usage or deprecated features.

For example, pytest will emit a warning if it encounters a class that matches `python_classes` but also defines an `__init__` constructor, as this prevents the class from being instantiated:

```
# content of test_pytest_warnings.py
class Test:
    def __init__(self):
```

(continues on next page)

(continued from previous page)

```
pass

def test_foo(self):
    assert 1 == 1
```

```
$ pytest test_pytest_warnings.py -q

===== warnings summary =====
test_pytest_warnings.py:1
/home/sweet/project/test_pytest_warnings.py:1: PytestCollectionWarning: cannot_
↪ collect test class 'Test' because it has a __init__ constructor (from: test_pytest_
↪ warnings.py)
    class Test:

-- Docs: https://docs.pytest.org/en/stable/how-to/capture-warnings.html
1 warning in 0.12s
```

These warnings might be filtered using the same builtin mechanisms used to filter other types of warnings.

Please read our [Backwards Compatibility Policy](#) to learn how we proceed about deprecating and eventually removing features.

The full list of warnings is listed in [the reference documentation](#).

## 2.12.12 Resource Warnings

Additional information of the source of a `ResourceWarning` can be obtained when captured by pytest if `trace-malloc` module is enabled.

One convenient way to enable `tracemalloc` when running tests is to set the `PYTHONTRACEMALLOC` to a large enough number of frames (say 20, but that number is application dependent).

For more information, consult the [Python Development Mode](#) section in the Python documentation.

## 2.13 How to use skip and xfail to deal with tests that cannot succeed

You can mark test functions that cannot be run on certain platforms or that you expect to fail so pytest can deal with them accordingly and present a summary of the test session, while keeping the test suite *green*.

A **skip** means that you expect your test to pass only if some conditions are met, otherwise pytest should skip running the test altogether. Common examples are skipping windows-only tests on non-windows platforms, or skipping tests that depend on an external resource which is not available at the moment (for example a database).

An **xfail** means that you expect a test to fail for some reason. A common example is a test for a feature not yet implemented, or a bug not yet fixed. When a test passes despite being expected to fail (marked with `pytest.mark.xfail`), it's an **xpass** and will be reported in the test summary.

pytest counts and lists *skip* and *xfail* tests separately. Detailed information about skipped/xfailed tests is not shown by default to avoid cluttering the output. You can use the `-r` option to see details corresponding to the “short” letters shown in the test progress:

```
pytest -rxXs # show extra info on xfailed, xpassed, and skipped tests
```

More details on the `-r` option can be found by running `pytest -h`.

(See *Builtin configuration file options*)

### 2.13.1 Skipping test functions

The simplest way to skip a test function is to mark it with the `skip` decorator which may be passed an optional `reason`:

```
@pytest.mark.skip(reason="no way of currently testing this")
def test_the_unknown(): ...
```

Alternatively, it is also possible to skip imperatively during test execution or setup by calling the `pytest.skip(reason)` function:

```
def test_function():
    if not valid_config():
        pytest.skip("unsupported configuration")
```

The imperative method is useful when it is not possible to evaluate the skip condition during import time.

It is also possible to skip the whole module using `pytest.skip(reason, allow_module_level=True)` at the module level:

```
import sys

import pytest

if not sys.platform.startswith("win"):
    pytest.skip("skipping windows-only tests", allow_module_level=True)
```

**Reference:** `pytest.mark.skip`

#### **skipif**

If you wish to skip something conditionally then you can use `skipif` instead. Here is an example of marking a test function to be skipped when run on an interpreter earlier than Python3.10:

```
import sys

@pytest.mark.skipif(sys.version_info < (3, 10), reason="requires python3.10 or higher
↪")
def test_function(): ...
```

If the condition evaluates to `True` during collection, the test function will be skipped, with the specified reason appearing in the summary when using `-rs`.

You can share `skipif` markers between modules. Consider this test module:

```
# content of test_mymodule.py
import mymodule

minversion = pytest.mark.skipif(
    mymodule.__versioninfo__ < (1, 1), reason="at least mymodule-1.1 required"
)
```

(continues on next page)

(continued from previous page)

```
@minversion
def test_function(): ...
```

You can import the marker and reuse it in another test module:

```
# test_myothermodule.py
from test_mymodule import minversion

@minversion
def test_anotherfunction(): ...
```

For larger test suites it's usually a good idea to have one file where you define the markers which you then consistently apply throughout your test suite.

Alternatively, you can use *condition strings* instead of booleans, but they can't be shared between modules easily so they are supported mainly for backward compatibility reasons.

**Reference:** *pytest.mark.skipif*

## Skip all test functions of a class or module

You can use the `skipif` marker (as any other marker) on classes:

```
@pytest.mark.skipif(sys.platform == "win32", reason="does not run on windows")
class TestPosixCalls:
    def test_function(self):
        "will not be setup or run under 'win32' platform"
```

If the condition is `True`, this marker will produce a skip result for each of the test methods of that class.

If you want to skip all test functions of a module, you may use the *pytestmark* global:

```
# test_module.py
pytestmark = pytest.mark.skipif(...)
```

If multiple `skipif` decorators are applied to a test function, it will be skipped if any of the skip conditions is true.

## Skipping files or directories

Sometimes you may need to skip an entire file or directory, for example if the tests rely on Python version-specific features or contain code that you do not wish pytest to run. In this case, you must exclude the files and directories from collection. Refer to *Customizing test collection* for more information.

## Skipping on a missing import dependency

You can skip tests on a missing import by using *pytest.importorskip* at module level, within a test, or test setup function.

```
docutils = pytest.importorskip("docutils")
```

If `docutils` cannot be imported here, this will lead to a skip outcome of the test. You can also skip based on the version number of a library:

```
docutils = pytest.importorskip("docutils", minversion="0.3")
```

The version will be read from the specified module's `__version__` attribute.

## Summary

Here's a quick guide on how to skip tests in a module in different situations:

1. Skip all tests in a module unconditionally:

```
pytestmark = pytest.mark.skip("all tests still WIP")
```

2. Skip all tests in a module based on some condition:

```
pytestmark = pytest.mark.skipif(sys.platform == "win32", reason="tests for_
↪linux only")
```

3. Skip all tests in a module if some import is missing:

```
pexpect = pytest.importorskip("pexpect")
```

## 2.13.2 XFail: mark test functions as expected to fail

You can use the `xfail` marker to indicate that you expect a test to fail:

```
@pytest.mark.xfail
def test_function(): ...
```

This test will run but no traceback will be reported when it fails. Instead, terminal reporting will list it in the “expected to fail” (XFAIL) or “unexpectedly passing” (XPASS) sections.

Alternatively, you can also mark a test as XFAIL from within the test or its setup function imperatively:

```
def test_function():
    if not valid_config():
        pytest.xfail("failing configuration (but should work)")
```

```
def test_function2():
    import slow_module

    if slow_module.slow_function():
        pytest.xfail("slow_module taking too long")
```

These two examples illustrate situations where you don't want to check for a condition at the module level, which is when a condition would otherwise be evaluated for marks.

This will make `test_function` XFAIL. Note that no other code is executed after the `pytest.xfail()` call, differently from the marker. That's because it is implemented internally by raising a known exception.

**Reference:** [`pytest.mark.xfail`](#)

### condition parameter

If a test is only expected to fail under a certain condition, you can pass that condition as the first parameter:

```
@pytest.mark.xfail(sys.platform == "win32", reason="bug in a 3rd party library")
def test_function(): ...
```

Note that you have to pass a reason as well (see the parameter description at *pytest.mark.xfail*).

### reason parameter

You can specify the motive of an expected failure with the `reason` parameter:

```
@pytest.mark.xfail(reason="known parser issue")
def test_function(): ...
```

### raises parameter

If you want to be more specific as to why the test is failing, you can specify a single exception, or a tuple of exceptions, in the `raises` argument.

```
@pytest.mark.xfail(raises=RuntimeError)
def test_function(): ...
```

Then the test will be reported as a regular failure if it fails with an exception not mentioned in `raises`.

### run parameter

If a test should be marked as xfail and reported as such but should not be even executed, use the `run` parameter as `False`:

```
@pytest.mark.xfail(run=False)
def test_function(): ...
```

This is specially useful for xfailing tests that are crashing the interpreter and should be investigated later.

### strict parameter

Both XFAIL and XPASS don't fail the test suite by default. You can change this by setting the `strict` keyword-only parameter to `True`:

```
@pytest.mark.xfail(strict=True)
def test_function(): ...
```

This will make XPASS ("unexpectedly passing") results from this test to fail the test suite.

You can change the default value of the `strict` parameter using the `xfail_strict` ini option:

```
[pytest]
xfail_strict=true
```

## Ignoring xfail

By specifying on the commandline:

```
pytest --runxfail
```

you can force the running and reporting of an `xfail` marked test as if it weren't marked at all. This also causes `pytest.xfail()` to produce no effect.

## Examples

Here is a simple test file with the several usages:

```
import pytest

xfail = pytest.mark.xfail

@xfail
def test_hello():
    assert 0

@xfail(run=False)
def test_hello2():
    assert 0

@xfail("hasattr(os, 'sep')")
def test_hello3():
    assert 0

@xfail(reason="bug 110")
def test_hello4():
    assert 0

@xfail('pytest.__version__[0] != "17"')
def test_hello5():
    assert 0

def test_hello6():
    pytest.xfail("reason")

@xfail(raises=IndexError)
def test_hello7():
    x = []
    x[1] = 1
```

Running it with the report-on-xfail option gives this output:

```
! pytest -rx xfail_demo.py
===== test session starts =====
platform linux -- Python 3.x.y, pytest-6.x.y, py-1.x.y, pluggy-1.x.y
cachedir: $PYTHON_PREFIX/.pytest_cache
rootdir: $REGENDOC_TMPDIR/example
collected 7 items

xfail_demo.py xxxxxxxx [100%]

===== short test summary info =====
XFAIL xfail_demo.py::test_hello
XFAIL xfail_demo.py::test_hello2
      reason: [NOTRUN]
XFAIL xfail_demo.py::test_hello3
      condition: hasattr(os, 'sep')
XFAIL xfail_demo.py::test_hello4
      bug 110
XFAIL xfail_demo.py::test_hello5
      condition: pytest.__version__[0] != "17"
XFAIL xfail_demo.py::test_hello6
      reason: reason
XFAIL xfail_demo.py::test_hello7
===== 7 xfailed in 0.12s =====
```

### 2.13.3 Skip/xfail with parametrize

It is possible to apply markers like skip and xfail to individual test instances when using parametrize:

```
import sys

import pytest

@pytest.mark.parametrize(
    ("n", "expected"),
    [
        (1, 2),
        pytest.param(1, 0, marks=pytest.mark.xfail),
        pytest.param(1, 3, marks=pytest.mark.xfail(reason="some bug")),
        (2, 3),
        (3, 4),
        (4, 5),
        pytest.param(
            10, 11, marks=pytest.mark.skipif(sys.version_info >= (3, 0), reason="py2k
↪")
        ),
    ],
)

def test_increment(n, expected):
    assert n + 1 == expected
```



## 2.14 How to install and use plugins

This section talks about installing and using third party plugins. For writing your own plugins, please refer to [Writing plugins](#).

Installing a third party plugin can be easily done with `pip`:

```
pip install pytest-NAME
pip uninstall pytest-NAME
```

If a plugin is installed, `pytest` automatically finds and integrates it, there is no need to activate it.

Here is a little annotated list for some popular plugins:

- `pytest-django`: write tests for `django` apps, using `pytest` integration.
- `pytest-twisted`: write tests for `twisted` apps, starting a reactor and processing deferreds from test functions.
- `pytest-cov`: coverage reporting, compatible with distributed testing
- `pytest-xdist`: to distribute tests to CPUs and remote hosts, to run in boxed mode which allows to survive segmentation faults, to run in looponfailing mode, automatically re-running failing tests on file changes.
- `pytest-instafail`: to report failures while the test run is happening.
- `pytest-bdd`: to write tests using behaviour-driven testing.
- `pytest-timeout`: to timeout tests based on function marks or global definitions.
- `pytest-pep8`: a `--pep8` option to enable PEP8 compliance checking.
- `pytest-flakes`: check source code with `pyflakes`.
- `allure-pytest`: report test results via `allure-framework`.

To see a complete list of all plugins with their latest testing status against different `pytest` and Python versions, please visit [Pytest Plugin List](#).

You may also discover more plugins through a [pytest- pypi.org](#) search.

### 2.14.1 Requiring/Loading plugins in a test module or conftest file

You can require plugins in a test module or a conftest file using `pytest_plugins`:

```
pytest_plugins = ("myapp.testsupport.myplugin",)
```

When the test module or conftest plugin is loaded the specified plugins will be loaded as well.

---

**Note:** Requiring plugins using a `pytest_plugins` variable in non-root `conftest.py` files is deprecated. See [full explanation](#) in the Writing plugins section.

---



---

**Note:** The name `pytest_plugins` is reserved and should not be used as a name for a custom plugin module.

---

### 2.14.2 Finding out which plugins are active

If you want to find out which plugins are active in your environment you can type:

```
pytest --trace-config
```

and will get an extended test header which shows activated plugins and their names. It will also print local plugins aka *conftest.py* files when they are loaded.

### 2.14.3 Deactivating / unregistering a plugin by name

You can prevent plugins from loading or unregister them:

```
pytest -p no:NAME
```

This means that any subsequent try to activate/load the named plugin will not work.

If you want to unconditionally disable a plugin for a project, you can add this option to your `pytest.ini` file:

```
[pytest]
addopts = -p no:NAME
```

Alternatively to disable it only in certain environments (for example in a CI server), you can set `PYTEST_ADDOPTS` environment variable to `-p no:name`.

See *Finding out which plugins are active* for how to obtain the name of a plugin.

## 2.15 Writing plugins

It is easy to implement *local conftest plugins* for your own project or *pip-installable plugins* that can be used throughout many projects, including third party projects. Please refer to *How to install and use plugins* if you only want to use but not write plugins.

A plugin contains one or multiple hook functions. *Writing hooks* explains the basics and details of how you can write a hook function yourself. `pytest` implements all aspects of configuration, collection, running and reporting by calling *well specified hooks* of the following plugins:

- builtin plugins: loaded from `pytest`'s internal `_pytest` directory.
- *external plugins*: modules discovered through *setuptools entry points*
- *conftest.py plugins*: modules auto-discovered in test directories

In principle, each hook call is a `1 : N` Python function call where `N` is the number of registered implementation functions for a given specification. All specifications and implementations follow the `pytest_` prefix naming convention, making them easy to distinguish and find.

### 2.15.1 Plugin discovery order at tool startup

pytest loads plugin modules at tool startup in the following way:

1. by scanning the command line for the `-p no:name` option and *blocking* that plugin from being loaded (even builtin plugins can be blocked this way). This happens before normal command-line parsing.
2. by loading all builtin plugins.
3. by scanning the command line for the `-p name` option and loading the specified plugin. This happens before normal command-line parsing.
4. by loading all plugins registered through *setuptools entry points*.
5. by loading all plugins specified through the `PYTEST_PLUGINS` environment variable.
6. by loading all `conftest.py` files as inferred by the command line invocation:
  - if no test paths are specified, use the current dir as a test path
  - if exists, load `conftest.py` and `test*/conftest.py` relative to the directory part of the first test path. After the `conftest.py` file is loaded, load all plugins specified in its `pytest_plugins` variable if present.

Note that pytest does not find `conftest.py` files in deeper nested sub directories at tool startup. It is usually a good idea to keep your `conftest.py` file in the top level test or project root directory.

7. by recursively loading all plugins specified by the `pytest_plugins` variable in `conftest.py` files.

### 2.15.2 conftest.py: local per-directory plugins

Local `conftest.py` plugins contain directory-specific hook implementations. Hook Session and test running activities will invoke all hooks defined in `conftest.py` files closer to the root of the filesystem. Example of implementing the `pytest_runtest_setup` hook so that is called for tests in the a sub directory but not for other directories:

```
a/conftest.py:
    def pytest_runtest_setup(item):
        # called for running each test in 'a' directory
        print("setting up", item)

a/test_sub.py:
    def test_sub():
        pass

test_flat.py:
    def test_flat():
        pass
```

Here is how you might run it:

```
pytest test_flat.py --capture=no # will not show "setting up"
pytest a/test_sub.py --capture=no # will show "setting up"
```

**Note:** If you have `conftest.py` files which do not reside in a python package directory (i.e. one containing an `__init__.py`) then “import conftest” can be ambiguous because there might be other `conftest.py` files as well on your `PYTHONPATH` or `sys.path`. It is thus good practice for projects to either put `conftest.py` under a package scope or to never import anything from a `conftest.py` file.

See also: *pytest import mechanisms and sys.path/PYTHONPATH*.

---

**Note:** Some hooks should be implemented only in plugins or `conftest.py` files situated at the tests root directory due to how pytest discovers plugins during startup, see the documentation of each hook for details.

---

### 2.15.3 Writing your own plugin

If you want to write a plugin, there are many real-life examples you can copy from:

- a custom collection example plugin: *A basic example for specifying tests in Yaml files*
- builtin plugins which provide pytest's own functionality
- many *external plugins* providing additional features

All of these plugins implement *hooks* and/or *fixtures* to extend and add functionality.

**Note:** Make sure to check out the excellent `cookiecutter-pytest-plugin` project, which is a `cookiecutter` template for authoring plugins.

The template provides an excellent starting point with a working plugin, tests running with `tox`, a comprehensive README file as well as a pre-configured entry-point.

---

Also consider *contributing your plugin to pytest-dev* once it has some happy users other than yourself.

### 2.15.4 Making your plugin installable by others

If you want to make your plugin externally available, you may define a so-called entry point for your distribution so that `pytest` finds your plugin module. Entry points are a feature that is provided by `setuptools`.

`pytest` looks up the `pytest11` entrypoint to discover its plugins, thus you can make your plugin available by defining it in your `pyproject.toml` file.

```
# sample ./pyproject.toml file
[build-system]
requires = ["hatchling"]
build-backend = "hatchling.build"

[project]
name = "myproject"
classifiers = [
    "Framework :: Pytest",
]

[project.entry-points.pytest11]
myproject = "myproject.pluginmodule"
```

If a package is installed this way, `pytest` will load `myproject.pluginmodule` as a plugin which can define *hooks*. Confirm registration with `pytest --trace-config`

---

**Note:** Make sure to include `Framework :: Pytest` in your list of [PyPI classifiers](#) to make it easy for users to find your plugin.

---

### 2.15.5 Assertion Rewriting

One of the main features of `pytest` is the use of plain assert statements and the detailed introspection of expressions upon assertion failures. This is provided by “assertion rewriting” which modifies the parsed AST before it gets compiled to bytecode. This is done via a [PEP 302](#) import hook which gets installed early on when `pytest` starts up and will perform this rewriting when modules get imported. However, since we do not want to test different bytecode from what you will run in production, this hook only rewrites test modules themselves (as defined by the `python_files` configuration option), and any modules which are part of plugins. Any other imported module will not be rewritten and normal assertion behaviour will happen.

If you have assertion helpers in other modules where you would need assertion rewriting to be enabled you need to ask `pytest` explicitly to rewrite this module before it gets imported.

**register\_assert\_rewrite** (\*names)

Register one or more module names to be rewritten on import.

This function will make sure that this module or all modules inside the package will get their assert statements rewritten. Thus you should make sure to call this before the module is actually imported, usually in your `__init__.py` if you are a plugin using a package.

#### Parameters

**names** (*str*) – The module names to register.

This is especially important when you write a `pytest` plugin which is created using a package. The import hook only treats `conftest.py` files and any modules which are listed in the `pytest11` entrypoint as plugins. As an example consider the following package:

```
pytest_foo/__init__.py
pytest_foo/plugin.py
pytest_foo/helper.py
```

With the following typical `setup.py` extract:

```
setup(..., entry_points={"pytest11": ["foo = pytest_foo.plugin"]}, ...)
```

In this case only `pytest_foo/plugin.py` will be rewritten. If the helper module also contains assert statements which need to be rewritten it needs to be marked as such, before it gets imported. This is easiest by marking it for rewriting inside the `__init__.py` module, which will always be imported first when a module inside a package is imported. This way `plugin.py` can still import `helper.py` normally. The contents of `pytest_foo/__init__.py` will then need to look like this:

```
import pytest

pytest.register_assert_rewrite("pytest_foo.helper")
```

### 2.15.6 Requiring/Loading plugins in a test module or conftest file

You can require plugins in a test module or a `conftest.py` file using `pytest_plugins`:

```
pytest_plugins = ["name1", "name2"]
```

When the test module or conftest plugin is loaded the specified plugins will be loaded as well. Any module can be blessed as a plugin, including internal application modules:

```
pytest_plugins = "myapp.testsupport.mypugin"
```

`pytest_plugins` are processed recursively, so note that in the example above if `myapp.testsupport.mypugin` also declares `pytest_plugins`, the contents of the variable will also be loaded as plugins, and so on.

---

**Note:** Requiring plugins using `pytest_plugins` variable in non-root `conftest.py` files is deprecated.

This is important because `conftest.py` files implement per-directory hook implementations, but once a plugin is imported, it will affect the entire directory tree. In order to avoid confusion, defining `pytest_plugins` in any `conftest.py` file which is not located in the tests root directory is deprecated, and will raise a warning.

---

This mechanism makes it easy to share fixtures within applications or even external applications without the need to create external plugins using the `setuptools`'s entry point technique.

Plugins imported by `pytest_plugins` will also automatically be marked for assertion rewriting (see `pytest.register_assert_rewrite()`). However for this to have any effect the module must not be imported already; if it was already imported at the time the `pytest_plugins` statement is processed, a warning will result and assertions inside the plugin will not be rewritten. To fix this you can either call `pytest.register_assert_rewrite()` yourself before the module is imported, or you can arrange the code to delay the importing until after the plugin is registered.

### 2.15.7 Accessing another plugin by name

If a plugin wants to collaborate with code from another plugin it can obtain a reference through the plugin manager like this:

```
plugin = config.pluginmanager.get_plugin("name_of_plugin")
```

If you want to look at the names of existing plugins, use the `--trace-config` option.

### 2.15.8 Registering custom markers

If your plugin uses any markers, you should register them so that they appear in pytest's help text and do not *cause spurious warnings*. For example, the following plugin would register `cool_marker` and `mark_with` for all users:

```
def pytest_configure(config):
    config.addinvalue_line("markers", "cool_marker: this one is for cool tests.")
    config.addinvalue_line(
        "markers", "mark_with(arg, arg2): this marker takes arguments."
    )
```

## 2.15.9 Testing plugins

pytest comes with a plugin named `pytester` that helps you write tests for your plugin code. The plugin is disabled by default, so you will have to enable it before you can use it.

You can do so by adding the following line to a `conftest.py` file in your testing directory:

```
# content of conftest.py

pytest_plugins = ["pytester"]
```

Alternatively you can invoke pytest with the `-p pytester` command line option.

This will allow you to use the `pytester` fixture for testing your plugin code.

Let's demonstrate what you can do with the plugin with an example. Imagine we developed a plugin that provides a fixture `hello` which yields a function and we can invoke this function with one optional parameter. It will return a string value of `Hello World!` if we do not supply a value or `Hello {value}!` if we do supply a string value.

```
import pytest

def pytest_addoption(parser):
    group = parser.getgroup("helloworld")
    group.addoption(
        "--name",
        action="store",
        dest="name",
        default="World",
        help='Default "name" for hello().',
    )

@pytest.fixture
def hello(request):
    name = request.config.getoption("name")

    def _hello(name=None):
        if not name:
            name = request.config.getoption("name")
        return f"Hello {name}!"

    return _hello
```

Now the `pytester` fixture provides a convenient API for creating temporary `conftest.py` files and test files. It also allows us to run the tests and return a result object, with which we can assert the tests' outcomes.

```
def test_hello(pytester):
    """Make sure that our plugin works."""

    # create a temporary conftest.py file
    pytester.makeconftest(
        """
import pytest

@pytest.fixture(params=[
    "Brianna",
    "Andreas",
```

(continues on next page)

(continued from previous page)

```

        "Floris",
    ])
    def name(request):
        return request.param
    """
)

# create a temporary pytest test file
pytester.makepyfile(
    """
    def test_hello_default(hello):
        assert hello() == "Hello World!"

    def test_hello_name(hello, name):
        assert hello(name) == "Hello {0}!".format(name)
    """
)

# run all tests with pytest
result = pytester.runpytest()

# check that all 4 tests passed
result.assert_outcomes(passed=4)

```

Additionally it is possible to copy examples to the `pytester`'s isolated environment before running `pytest` on it. This way we can abstract the tested logic to separate files, which is especially useful for longer tests and/or longer `conftest.py` files.

Note that for `pytester.copy_example` to work we need to set `pytester_example_dir` in our `pytest.ini` to tell `pytest` where to look for example files.

```

# content of pytest.ini
[pytest]
pytester_example_dir = .

```

```

# content of test_example.py

def test_plugin(pytester):
    pytester.copy_example("test_example.py")
    pytester.runpytest("-k", "test_example")

def test_example():
    pass

```

```

$ pytest
===== test session starts =====
platform linux -- Python 3.x.y, pytest-8.x.y, pluggy-1.x.y
rootdir: /home/sweet/project
configfile: pytest.ini
collected 2 items

test_example.py ..                                     [100%]

===== 2 passed in 0.12s =====

```



For more information about the result object that `runpytest()` returns, and the methods that it provides please check out the [RunResult](#) documentation.

## 2.16 Writing hook functions

### 2.16.1 hook function validation and execution

pytest calls hook functions from registered plugins for any given hook specification. Let's look at a typical hook function for the `pytest_collection_modifyitems(session, config, items)` hook which pytest calls after collection of all test items is completed.

When we implement a `pytest_collection_modifyitems` function in our plugin pytest will during registration verify that you use argument names which match the specification and bail out if not.

Let's look at a possible implementation:

```
def pytest_collection_modifyitems(config, items):
    # called after collection is completed
    # you can modify the `items` list
    ...
```

Here, pytest will pass in `config` (the pytest config object) and `items` (the list of collected test items) but will not pass in the `session` argument because we didn't list it in the function signature. This dynamic “pruning” of arguments allows pytest to be “future-compatible”: we can introduce new hook named parameters without breaking the signatures of existing hook implementations. It is one of the reasons for the general long-lived compatibility of pytest plugins.

Note that hook functions other than `pytest_runtest_*` are not allowed to raise exceptions. Doing so will break the pytest run.

### 2.16.2 firstresult: stop at first non-None result

Most calls to pytest hooks result in a **list of results** which contains all non-None results of the called hook functions.

Some hook specifications use the `firstresult=True` option so that the hook call only executes until the first of N registered functions returns a non-None result which is then taken as result of the overall hook call. The remaining hook functions will not be called in this case.

### 2.16.3 hook wrappers: executing around other hooks

pytest plugins can implement hook wrappers which wrap the execution of other hook implementations. A hook wrapper is a generator function which yields exactly once. When pytest invokes hooks it first executes hook wrappers and passes the same arguments as to the regular hooks.

At the yield point of the hook wrapper pytest will execute the next hook implementations and return their result to the yield point, or will propagate an exception if they raised.

Here is an example definition of a hook wrapper:

```
import pytest

@pytest.hookimpl(wrapper=True)
def pytest_pyfunc_call(pyfuncitem):
```

(continues on next page)

(continued from previous page)

```
do_something_before_next_hook_executes()

# If the outcome is an exception, will raise the exception.
res = yield

new_res = post_process_result(res)

# Override the return value to the plugin system.
return new_res
```

The hook wrapper needs to return a result for the hook, or raise an exception.

In many cases, the wrapper only needs to perform tracing or other side effects around the actual hook implementations, in which case it can return the result value of the `yield`. The simplest (though useless) hook wrapper is `return (yield)`.

In other cases, the wrapper wants to adjust or adapt the result, in which case it can return a new value. If the result of the underlying hook is a mutable object, the wrapper may modify that result, but it's probably better to avoid it.

If the hook implementation failed with an exception, the wrapper can handle that exception using a `try-catch-finally` around the `yield`, by propagating it, suppressing it, or raising a different exception entirely.

For more information, consult the [pluggy documentation about hook wrappers](#).

## 2.16.4 Hook function ordering / call example

For any given hook specification there may be more than one implementation and we thus generally view hook execution as a  $1:N$  function call where  $N$  is the number of registered functions. There are ways to influence if a hook implementation comes before or after others, i.e. the position in the  $N$ -sized list of functions:

```
# Plugin 1
@pytest.hookimpl(tryfirst=True)
def pytest_collection_modifyitems(items):
    # will execute as early as possible
    ...

# Plugin 2
@pytest.hookimpl(trylast=True)
def pytest_collection_modifyitems(items):
    # will execute as late as possible
    ...

# Plugin 3
@pytest.hookimpl(wrapper=True)
def pytest_collection_modifyitems(items):
    # will execute even before the tryfirst one above!
    try:
        return (yield)
    finally:
        # will execute after all non-wrappers executed
        ...
```

Here is the order of execution:

1. Plugin3's `pytest_collection_modifyitems` called until the `yield` point because it is a hook wrapper.

2. Plugin1's `pytest_collection_modifyitems` is called because it is marked with `tryfirst=True`.
3. Plugin2's `pytest_collection_modifyitems` is called because it is marked with `trylast=True` (but even without this mark it would come after Plugin1).
4. Plugin3's `pytest_collection_modifyitems` then executing the code after the yield point. The yield receives the result from calling the non-wrappers, or raises an exception if the non-wrappers raised.

It's possible to use `tryfirst` and `trylast` also on hook wrappers in which case it will influence the ordering of hook wrappers among each other.

## 2.16.5 Declaring new hooks

**Note:** This is a quick overview on how to add new hooks and how they work in general, but a more complete overview can be found in [the pluggy documentation](#).

Plugins and `conftest.py` files may declare new hooks that can then be implemented by other plugins in order to alter behaviour or interact with the new plugin:

**pytest\_addhooks** (*pluginmanager*)

Called at plugin registration time to allow adding new hooks via a call to `pluginmanager.add_hookspecs(module_or_class, prefix)`.

### Parameters

**pluginmanager** (`pytest.PytestPluginManager`) – The pytest plugin manager.

**Note:** This hook is incompatible with hook wrappers.

Hooks are usually declared as do-nothing functions that contain only documentation describing when the hook will be called and what return values are expected. The names of the functions must start with `pytest_` otherwise pytest won't recognize them.

Here's an example. Let's assume this code is in the `sample_hook.py` module.

```
def pytest_my_hook(config):
    """
    Receives the pytest config and does things with it
    """
```

To register the hooks with pytest they need to be structured in their own module or class. This class or module can then be passed to the `pluginmanager` using the `pytest_addhooks` function (which itself is a hook exposed by pytest).

```
def pytest_addhooks(pluginmanager):
    """This example assumes the hooks are grouped in the 'sample_hook' module."""
    from my_app.tests import sample_hook

    pluginmanager.add_hookspecs(sample_hook)
```

For a real world example, see `newhooks.py` from `xdist`.

Hooks may be called both from fixtures or from other hooks. In both cases, hooks are called through the `hook` object, available in the `config` object. Most hooks receive a `config` object directly, while fixtures may use the `pytest-config` fixture which provides the same object.

```
@pytest.fixture()
def my_fixture(pytestconfig):
    # call the hook called "pytest_my_hook"
    # 'result' will be a list of return values from all registered functions.
    result = pytestconfig.hook.pytest_my_hook(config=pytestconfig)
```

---

**Note:** Hooks receive parameters using only keyword arguments.

---

Now your hook is ready to be used. To register a function at the hook, other plugins or users must now simply define the function `pytest_my_hook` with the correct signature in their `conftest.py`.

Example:

```
def pytest_my_hook(config):
    """
    Print all active hooks to the screen.
    """
    print(config.hook)
```

## 2.16.6 Using hooks in `pytest_adoption`

Occasionally, it is necessary to change the way in which command line options are defined by one plugin based on hooks in another plugin. For example, a plugin may expose a command line option for which another plugin needs to define the default value. The `pluginmanager` can be used to install and use hooks to accomplish this. The plugin would define and add the hooks and use `pytest_adoption` as follows:

```
# contents of hooks.py

# Use firstresult=True because we only want one plugin to define this
# default value
@hookspec(firstresult=True)
def pytest_config_file_default_value():
    """Return the default value for the config file command line option."""

# contents of myplugin.py

def pytest_addhooks(pluginmanager):
    """This example assumes the hooks are grouped in the 'hooks' module."""
    from . import hooks

    pluginmanager.add_hookspecs(hooks)

def pytest_adoption(parser, pluginmanager):
    default_value = pluginmanager.hook.pytest_config_file_default_value()
    parser.addoption(
        "--config-file",
        help="Config file to use, defaults to %(default)s",
        default=default_value,
    )
```

The `conftest.py` that is using `myplugin` would simply define the hook as follows:

```
def pytest_config_file_default_value():
    return "config.yaml"
```

### 2.16.7 Optionally using hooks from 3rd party plugins

Using new hooks from plugins as explained above might be a little tricky because of the standard *validation mechanism*: if you depend on a plugin that is not installed, validation will fail and the error message will not make much sense to your users.

One approach is to defer the hook implementation to a new plugin instead of declaring the hook functions directly in your plugin module, for example:

```
# contents of myplugin.py

class DeferPlugin:
    """Simple plugin to defer pytest-xdist hook functions."""

    def pytest_testnodedown(self, node, error):
        """standard xdist hook function."""

def pytest_configure(config):
    if config.pluginmanager.hasplugin("xdist"):
        config.pluginmanager.register(DeferPlugin())
```

This has the added benefit of allowing you to conditionally install hooks depending on which plugins are installed.

### 2.16.8 Storing data on items across hook functions

Plugins often need to store data on *Items* in one hook implementation, and access it in another. One common solution is to just assign some private attribute directly on the item, but type-checkers like mypy frown upon this, and it may also cause conflicts with other plugins. So pytest offers a better way to do this, *item.stash*.

To use the “stash” in your plugins, first create “stash keys” somewhere at the top level of your plugin:

```
been_there_key = pytest.StashKey[bool]()
done_that_key = pytest.StashKey[str]()
```

then use the keys to stash your data at some point:

```
def pytest_runtest_setup(item: pytest.Item) -> None:
    item.stash[been_there_key] = True
    item.stash[done_that_key] = "no"
```

and retrieve them at another point:

```
def pytest_runtest_teardown(item: pytest.Item) -> None:
    if not item.stash[been_there_key]:
        print("Oh?")
    item.stash[done_that_key] = "yes!"
```

Stashes are available on all node types (like *Class*, *Session*) and also on *Config*, if needed.

## 2.17 How to use pytest with an existing test suite

Pytest can be used with most existing test suites, but its behavior differs from other test runners such as *nose* or Python's default unittest framework.

Before using this section you will want to *install pytest*.

### 2.17.1 Running an existing test suite with pytest

Say you want to contribute to an existing repository somewhere. After pulling the code into your development space using some flavor of version control and (optionally) setting up a virtualenv you will want to run:

```
cd <repository>
pip install -e . # Environment dependent alternatives include
                 # 'python setup.py develop' and 'conda develop'
```

in your project root. This will set up a symlink to your code in site-packages, allowing you to edit your code while your tests run against it as if it were installed.

Setting up your project in development mode lets you avoid having to reinstall every time you want to run your tests, and is less brittle than mucking about with `sys.path` to point your tests at local code.

Also consider using *tox*.

## 2.18 How to use unittest-based tests with pytest

pytest supports running Python unittest-based tests out of the box. It's meant for leveraging existing unittest-based test suites to use pytest as a test runner and also allow to incrementally adapt the test suite to take full advantage of pytest's features.

To run an existing unittest-style test suite using pytest, type:

```
pytest tests
```

pytest will automatically collect `unittest.TestCase` subclasses and their test methods in `test_*.py` or `*_test.py` files.

Almost all unittest features are supported:

- `@unittest.skip` style decorators;
- `setUp/tearDown`;
- `setUpClass/tearDownClass`;
- `setUpModule/tearDownModule`;

Additionally, *subtests* are supported by the *pytest-subtests* plugin.

Up to this point pytest does not have support for the following features:

- *load\_tests* protocol;

### 2.18.1 Benefits out of the box

By running your test suite with pytest you can make use of several features, in most cases without having to modify existing code:

- Obtain *more informative tracebacks*;
- *stdout and stderr* capturing;
- *Test selection options* using `-k` and `-m` flags;
- `maxfail`;
- `-pdb` command-line option for debugging on test failures (see [note](#) below);
- Distribute tests to multiple CPUs using the [pytest-xdist](#) plugin;
- Use *plain assert-statements* instead of `self.assert*` functions ([unittest2pytest](#) is immensely helpful in this);

### 2.18.2 pytest features in `unittest.TestCase` subclasses

The following pytest features work in `unittest.TestCase` subclasses:

- *Marks*: `skip`, `skipif`, `xfail`;
- *Auto-use fixtures*;

The following pytest features **do not** work, and probably never will due to different design philosophies:

- *Fixtures* (except for `autouse` fixtures, see [below](#));
- *Parametrization*;
- *Custom hooks*;

Third party plugins may or may not work well, depending on the plugin and the test suite.

### 2.18.3 Mixing pytest fixtures into `unittest.TestCase` subclasses using marks

Running your `unittest` with `pytest` allows you to use its *fixture mechanism* with `unittest.TestCase` style tests. Assuming you have at least skimmed the pytest fixture features, let's jump-start into an example that integrates a `pytest db_class` fixture, setting up a class-cached database object, and then reference it from a `unittest`-style test:

```
# content of conftest.py

# we define a fixture function below and it will be "used" by
# referencing its name from tests

import pytest

@pytest.fixture(scope="class")
def db_class(request):
    class DummyDB:
        pass

    # set a class attribute on the invoking test context
    request.cls.db = DummyDB()
```

This defines a fixture function `db_class` which - if used - is called once for each test class and which sets the class-level `db` attribute to a `DummyDB` instance. The fixture function achieves this by receiving a special `request` object which gives access to *the requesting test context* such as the `cls` attribute, denoting the class from which the fixture is used. This architecture de-couples fixture writing from actual test code and allows re-use of the fixture by a minimal reference, the fixture name. So let's write an actual `unittest.TestCase` class using our fixture definition:

```
# content of test_unittest_db.py

import unittest

import pytest

@pytest.mark.usefixtures("db_class")
class MyTest(unittest.TestCase):
    def test_method1(self):
        assert hasattr(self, "db")
        assert 0, self.db # fail for demo purposes

    def test_method2(self):
        assert 0, self.db # fail for demo purposes
```

The `@pytest.mark.usefixtures("db_class")` class-decorator makes sure that the `pytest` fixture function `db_class` is called once per class. Due to the deliberately failing `assert` statements, we can take a look at the `self.db` values in the traceback:

```
$ pytest test_unittest_db.py
===== test session starts =====
platform linux -- Python 3.x.y, pytest-8.x.y, pluggy-1.x.y
rootdir: /home/sweet/project
collected 2 items

test_unittest_db.py FF [100%]

===== FAILURES =====
_____ MyTest.test_method1 _____

self = <test_unittest_db.MyTest testMethod=test_method1>

    def test_method1(self):
        assert hasattr(self, "db")
>       assert 0, self.db # fail for demo purposes
E       AssertionError: <conftest.db_class.<locals>.DummyDB object at 0xdeadbeef0001>
E       assert 0

test_unittest_db.py:11: AssertionError
_____ MyTest.test_method2 _____

self = <test_unittest_db.MyTest testMethod=test_method2>

    def test_method2(self):
>       assert 0, self.db # fail for demo purposes
E       AssertionError: <conftest.db_class.<locals>.DummyDB object at 0xdeadbeef0001>
E       assert 0

test_unittest_db.py:14: AssertionError
===== short test summary info =====
```

(continues on next page)



(continued from previous page)

```

FAILED test_unittest_db.py::MyTest::test_method1 - AssertionError: <conft...
FAILED test_unittest_db.py::MyTest::test_method2 - AssertionError: <conft...
===== 2 failed in 0.12s =====
    
```

This default pytest traceback shows that the two test methods share the same `self.db` instance which was our intention when writing the class-scoped fixture function above.

## 2.18.4 Using autouse fixtures and accessing other fixtures

Although it's usually better to explicitly declare use of fixtures you need for a given test, you may sometimes want to have fixtures that are automatically used in a given context. After all, the traditional style of unittest-setup mandates the use of this implicit fixture writing and chances are, you are used to it or like it.

You can flag fixture functions with `@pytest.fixture(autouse=True)` and define the fixture function in the context where you want it used. Let's look at an `initdir` fixture which makes all test methods of a `TestCase` class execute in a temporary directory with a pre-initialized `samplefile.ini`. Our `initdir` fixture itself uses the pytest builtin `tmp_path` fixture to delegate the creation of a per-test temporary directory:

```

# content of test_unittest_cleandir.py
import unittest

import pytest

class MyTest(unittest.TestCase):
    @pytest.fixture(autouse=True)
    def initdir(self, tmp_path, monkeypatch):
        monkeypatch.chdir(tmp_path) # change to pytest-provided temporary directory
        tmp_path.joinpath("samplefile.ini").write_text("# testdata", encoding="utf-8")

    def test_method(self):
        with open("samplefile.ini", encoding="utf-8") as f:
            s = f.read()
        assert "testdata" in s
    
```

Due to the `autouse` flag the `initdir` fixture function will be used for all methods of the class where it is defined. This is a shortcut for using a `@pytest.mark.usefixtures("initdir")` marker on the class like in the previous example.

Running this test module ...:

```

$ pytest -q test_unittest_cleandir.py
.
1 passed in 0.12s
[100%]
    
```

... gives us one passed test because the `initdir` fixture function was executed ahead of the `test_method`.

**Note:** `unittest.TestCase` methods cannot directly receive fixture arguments as implementing that is likely to inflict on the ability to run general `unittest.TestCase` test suites.

The above `usefixtures` and `autouse` examples should help to mix in pytest fixtures into unittest suites.

You can also gradually move away from subclassing from `unittest.TestCase` to *plain asserts* and then start to benefit from the full pytest feature set step by step.

**Note:** Due to architectural differences between the two frameworks, setup and teardown for `unittest`-based tests is performed during the `call` phase of testing instead of in `pytest`'s standard `setup` and `teardown` stages. This can be important to understand in some situations, particularly when reasoning about errors. For example, if a `unittest`-based suite exhibits errors during setup, `pytest` will report no errors during its `setup` phase and will instead raise the error during `call`.

---

## 2.19 How to run tests written for nose

`pytest` has basic support for running tests written for `nose`.

**Warning:** This functionality has been deprecated and is likely to be removed in `pytest 8.x`.

### 2.19.1 Usage

After *Install `pytest`* type:

```
python setup.py develop # make sure tests can import our package
pytest # instead of 'nosetests'
```

and you should be able to run your nose style tests and make use of `pytest`'s capabilities.

### 2.19.2 Supported nose Idioms

- `setup()` and `teardown()` at module/class/method level: any function or method called `setup` will be called during the setup phase for each test, same for `teardown`.
- `SkipTest` exceptions and markers
- `setup/teardown` decorators
- `__test__` attribute on modules/classes/functions
- general usage of nose utilities

### 2.19.3 Unsupported idioms / known issues

- `unittest`-style `setUp`, `tearDown`, `setUpClass`, `tearDownClass` are recognized only on `unittest.TestCase` classes but not on plain classes. `nose` supports these methods also on plain classes but `pytest` deliberately does not. As `nose` and `pytest` already both support `setup_class`, `teardown_class`, `setup_method`, `teardown_method` it doesn't seem useful to duplicate the `unittest`-API like `nose` does. If you however rather think `pytest` should support the `unittest`-spelling on plain classes please post to [issue #377](#).
- `nose` imports test modules with the same import path (e.g. `tests.test_mode`) but different file system paths (e.g. `tests/test_mode.py` and `other/tests/test_mode.py`) by extending `sys.path/import` semantics. `pytest` does not do that. Note that `nose2` choose to avoid this `sys.path/import` hackery.

If you place a `conftest.py` file in the root directory of your project (as determined by `pytest`) `pytest` will run tests “nose style” against the code below that directory by adding it to your `sys.path` instead of running against your installed code.

You may find yourself wanting to do this if you ran `python setup.py install` to set up your project, as opposed to `python setup.py develop` or any of the package manager equivalents. Installing with `develop` in a virtual environment like `tox` is recommended over this pattern.

- nose-style doctests are not collected and executed correctly, also doctest fixtures don't work.
- no nose-configuration is recognized.
- `yield`-based methods are fundamentally incompatible with pytest because they don't support fixtures properly since collection and test execution are separated.

Here is a table comparing the default supported naming conventions for both nose and pytest.

what	default naming convention	pytest	nose
module	<code>test*.py</code>		✓
module	<code>test_*.py</code>	✓	✓
module	<code>*_test.py</code>	✓	
module	<code>*_tests.py</code>		
class	<code>*(unittest.TestCase)</code>	✓	✓
method	<code>test_*</code>	✓	✓
class	<code>Test*</code>	✓	
method	<code>test_*</code>	✓	
function	<code>test_*</code>	✓	

## 2.19.4 Migrating from nose to pytest

`nose2pytest` is a Python script and pytest plugin to help convert Nose-based tests into pytest-based tests. Specifically, the script transforms `nose.tools.assert_*` function calls into raw assert statements, while preserving format of original arguments as much as possible.

## 2.20 How to implement xunit-style set-up

This section describes a classic and popular way how you can implement fixtures (setup and teardown test state) on a per-module/class/function basis.

---

**Note:** While these setup/teardown methods are simple and familiar to those coming from a `unittest` or `nose` background, you may also consider using pytest's more powerful *fixture mechanism* which leverages the concept of dependency injection, allowing for a more modular and more scalable approach for managing test state, especially for larger projects and for functional testing. You can mix both fixture mechanisms in the same file but test methods of `unittest.TestCase` subclasses cannot receive fixture arguments.

---

### 2.20.1 Module level setup/teardown

If you have multiple test functions and test classes in a single module you can optionally implement the following fixture methods which will usually be called once for all the functions:

```
def setup_module(module):  
    """setup any state specific to the execution of the given module."""  
  
def teardown_module(module):  
    """teardown any state that was previously setup with a setup_module  
    method."""
```

As of pytest-3.0, the module parameter is optional.

### 2.20.2 Class level setup/teardown

Similarly, the following methods are called at class level before and after all test methods of the class are called:

```
@classmethod  
def setup_class(cls):  
    """setup any state specific to the execution of the given class (which  
    usually contains tests)."""  
  
@classmethod  
def teardown_class(cls):  
    """teardown any state that was previously setup with a call to  
    setup_class."""
```

### 2.20.3 Method and function level setup/teardown

Similarly, the following methods are called around each method invocation:

```
def setup_method(self, method):  
    """setup any state tied to the execution of the given method in a  
    class. setup_method is invoked for every test method of a class."""  
  
def teardown_method(self, method):  
    """teardown any state that was previously setup with a setup_method  
    call."""
```

As of pytest-3.0, the method parameter is optional.

If you would rather define test functions directly at module level you can also use the following functions to implement fixtures:

```
def setup_function(function):
    """setup any state tied to the execution of the given function.
    Invoked for every test function in the module.
    """

def teardown_function(function):
    """teardown any state that was previously setup with a setup_function
    call.
    """
```

As of pytest-3.0, the `function` parameter is optional.

Remarks:

- It is possible for setup/teardown pairs to be invoked multiple times per testing process.
- teardown functions are not called if the corresponding setup function existed and failed/was skipped.
- Prior to pytest-4.2, xunit-style functions did not obey the scope rules of fixtures, so it was possible, for example, for a `setup_method` to be called before a session-scoped autouse fixture.

Now the xunit-style functions are integrated with the fixture mechanism and obey the proper scope rules of fixtures involved in the call.

## 2.21 How to set up bash completion

When using `bash` as your shell, `pytest` can use `argcomplete` (<https://kislyuk.github.io/argcomplete/>) for auto-completion. For this `argcomplete` needs to be installed **and** enabled.

Install `argcomplete` using:

```
sudo pip install 'argcomplete>=0.5.7'
```

For global activation of all `argcomplete` enabled python applications run:

```
sudo activate-global-python-argcomplete
```

For permanent (but not global) `pytest` activation, use:

```
register-python-argcomplete pytest >> ~/.bashrc
```

For one-time activation of `argcomplete` for `pytest` only, use:

```
eval "$(register-python-argcomplete pytest)"
```



## REFERENCE GUIDES

### 3.1 Fixtures reference

**See also:**

*About fixtures*

**See also:**

*How to use fixtures*

#### 3.1.1 Built-in fixtures

*Fixtures* are defined using the `@pytest.fixture` decorator. Pytest has several useful built-in fixtures:

**`capfd`**

Capture, as text, output to file descriptors 1 and 2.

**`capfdbinary`**

Capture, as bytes, output to file descriptors 1 and 2.

**`caplog`**

Control logging and access log entries.

**`capsys`**

Capture, as text, output to `sys.stdout` and `sys.stderr`.

**`capsysbinary`**

Capture, as bytes, output to `sys.stdout` and `sys.stderr`.

**`cache`**

Store and retrieve values across pytest runs.

**`doctest_namespace`**

Provide a dict injected into the doctests namespace.

**`monkeypatch`**

Temporarily modify classes, functions, dictionaries, `os.environ`, and other objects.

**`pytestconfig`**

Access to configuration values, pluginmanager and plugin hooks.

**`record_property`**

Add extra properties to the test.

**`record_testsuite_property`**

Add extra properties to the test suite.

#### `recwarn`

Record warnings emitted by test functions.

#### `request`

Provide information on the executing test function.

#### `testdir`

Provide a temporary test directory to aid in running, and testing, pytest plugins.

#### `tmp_path`

Provide a `pathlib.Path` object to a temporary directory which is unique to each test function.

#### `tmp_path_factory`

Make session-scoped temporary directories and return `pathlib.Path` objects.

#### `tmpdir`

Provide a `py.path.local` object to a temporary directory which is unique to each test function; replaced by `tmp_path`.

#### `tmpdir_factory`

Make session-scoped temporary directories and return `py.path.local` objects; replaced by `tmp_path_factory`.

### 3.1.2 Fixture availability

Fixture availability is determined from the perspective of the test. A fixture is only available for tests to request if they are in the scope that fixture is defined in. If a fixture is defined inside a class, it can only be requested by tests inside that class. But if a fixture is defined inside the global scope of the module, then every test in that module, even if it's defined inside a class, can request it.

Similarly, a test can also only be affected by an autouse fixture if that test is in the same scope that autouse fixture is defined in (see *Autouse fixtures are executed first within their scope*).

A fixture can also request any other fixture, no matter where it's defined, so long as the test requesting them can see all fixtures involved.

For example, here's a test file with a fixture (`outer`) that requests a fixture (`inner`) from a scope it wasn't defined in:

```
import pytest

@pytest.fixture
def order():
    return []

@pytest.fixture
def outer(order, inner):
    order.append("outer")

class TestOne:
    @pytest.fixture
    def inner(self, order):
        order.append("one")

    def test_order(self, order, outer):
        assert order == ["one", "outer"]
```

(continues on next page)

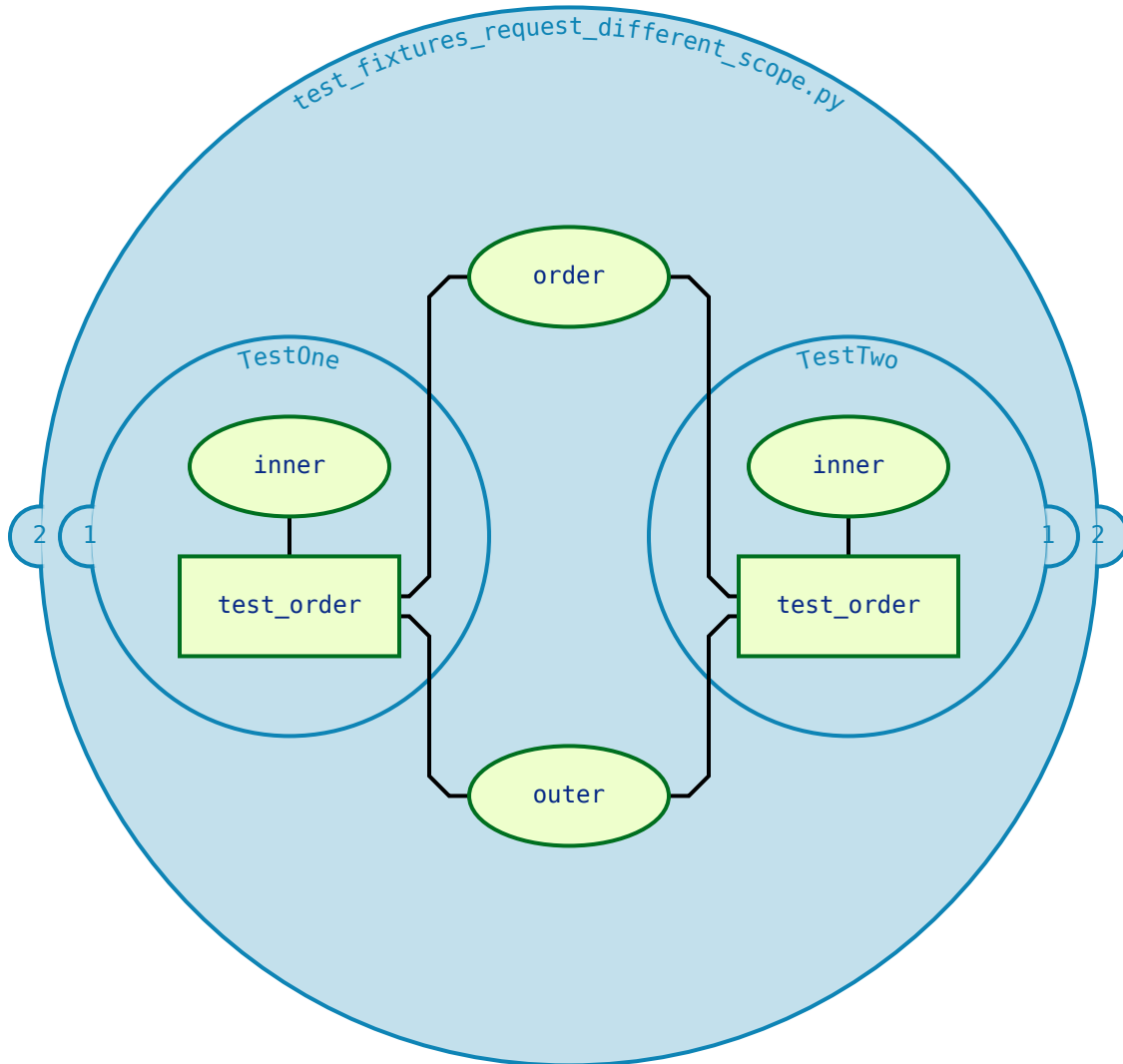


(continued from previous page)

```
class TestTwo:
    @pytest.fixture
    def inner(self, order):
        order.append("two")

    def test_order(self, order, outer):
        assert order == ["two", "outer"]
```

From the tests' perspectives, they have no problem seeing each of the fixtures they're dependent on:



So when they run, `outer` will have no problem finding `inner`, because pytest searched from the tests' perspectives.

**Note:** The scope a fixture is defined in has no bearing on the order it will be instantiated in: the order is mandated by the logic described [here](#).

### conftest.py: sharing fixtures across multiple files

The `conftest.py` file serves as a means of providing fixtures for an entire directory. Fixtures defined in a `conftest.py` can be used by any test in that package without needing to import them (pytest will automatically discover them).

You can have multiple nested directories/packages containing your tests, and each directory can have its own `conftest.py` with its own fixtures, adding on to the ones provided by the `conftest.py` files in parent directories.

For example, given a test file structure like this:

```
tests/
  __init__.py

  conftest.py
    # content of tests/conftest.py
    import pytest

    @pytest.fixture
    def order():
        return []

    @pytest.fixture
    def top(order, innermost):
        order.append("top")

  test_top.py
    # content of tests/test_top.py
    import pytest

    @pytest.fixture
    def innermost(order):
        order.append("innermost top")

    def test_order(order, top):
        assert order == ["innermost top", "top"]

  subpackage/
    __init__.py

    conftest.py
      # content of tests/subpackage/conftest.py
      import pytest

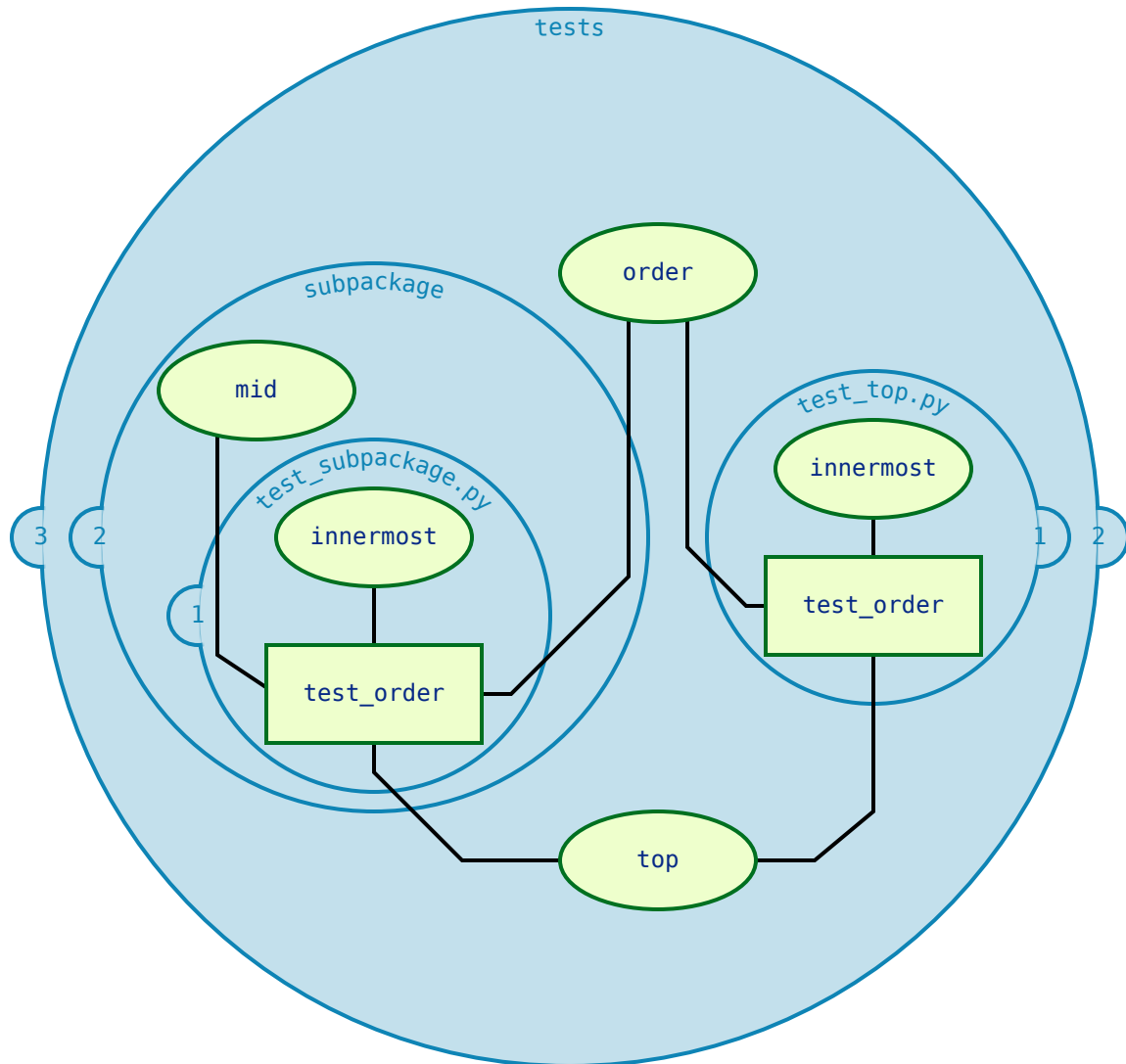
      @pytest.fixture
      def mid(order):
          order.append("mid subpackage")

    test_subpackage.py
      # content of tests/subpackage/test_subpackage.py
      import pytest

      @pytest.fixture
      def innermost(order, mid):
          order.append("innermost subpackage")

      def test_order(order, top):
          assert order == ["mid subpackage", "innermost subpackage", "top"]
```

The boundaries of the scopes can be visualized like this:



The directories become their own sort of scope where fixtures that are defined in a `conftest.py` file in that directory become available for that whole scope.

Tests are allowed to search upward (stepping outside a circle) for fixtures, but can never go down (stepping inside a circle) to continue their search. So `tests/subpackage/test_subpackage.py::test_order` would be able to find the `innermost` fixture defined in `tests/subpackage/test_subpackage.py`, but the one defined in `tests/test_top.py` would be unavailable to it because it would have to step down a level (step inside a circle) to find it.

The first fixture the test finds is the one that will be used, so *fixtures can be overridden* if you need to change or extend what one does for a particular scope.

You can also use the `conftest.py` file to implement *local per-directory plugins*.

## Fixtures from third-party plugins

Fixtures don't have to be defined in this structure to be available for tests, though. They can also be provided by third-party plugins that are installed, and this is how many pytest plugins operate. As long as those plugins are installed, the fixtures they provide can be requested from anywhere in your test suite.

Because they're provided from outside the structure of your test suite, third-party plugins don't really provide a scope like `conftest.py` files and the directories in your test suite do. As a result, pytest will search for fixtures stepping out through scopes as explained previously, only reaching fixtures defined in plugins *last*.

For example, given the following file structure:

```
tests/
  __init__.py

  conftest.py
    # content of tests/conftest.py
    import pytest

    @pytest.fixture
    def order():
        return []

  subpackage/
    __init__.py

    conftest.py
      # content of tests/subpackage/conftest.py
      import pytest

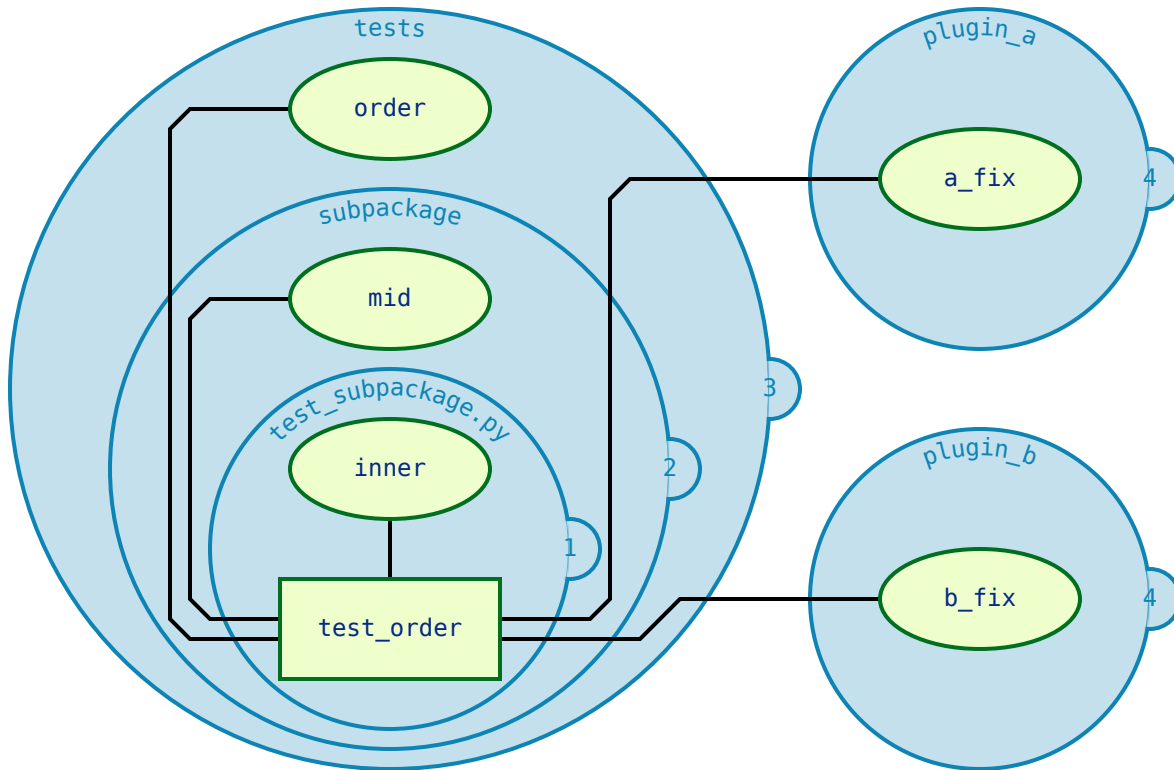
      @pytest.fixture(autouse=True)
      def mid(order, b_fix):
          order.append("mid subpackage")

    test_subpackage.py
      # content of tests/subpackage/test_subpackage.py
      import pytest

      @pytest.fixture
      def inner(order, mid, a_fix):
          order.append("inner subpackage")

      def test_order(order, inner):
          assert order == ["b_fix", "mid subpackage", "a_fix", "inner subpackage"]
      ↪ ]
```

If `plugin_a` is installed and provides the fixture `a_fix`, and `plugin_b` is installed and provides the fixture `b_fix`, then this is what the test's search for fixtures would look like:



pytest will only search for `a_fix` and `b_fix` in the plugins after searching for them first in the scopes inside `tests/`.

### 3.1.3 Fixture instantiation order

When pytest wants to execute a test, once it knows what fixtures will be executed, it has to figure out the order they'll be executed in. To do this, it considers 3 factors:

1. scope
2. dependencies
3. autouse

Names of fixtures or tests, where they're defined, the order they're defined in, and the order fixtures are requested in have no bearing on execution order beyond coincidence. While pytest will try to make sure coincidences like these stay consistent from run to run, it's not something that should be depended on. If you want to control the order, it's safest to rely on these 3 things and make sure dependencies are clearly established.

#### Higher-scoped fixtures are executed first

Within a function request for fixtures, those of higher-scopes (such as `session`) are executed before lower-scoped fixtures (such as `function` or `class`).

Here's an example:

```
import pytest

@pytest.fixture(scope="session")
def order():
```

(continues on next page)

(continued from previous page)

```
    return []

@pytest.fixture
def func(order):
    order.append("function")

@pytest.fixture(scope="class")
def cls(order):
    order.append("class")

@pytest.fixture(scope="module")
def mod(order):
    order.append("module")

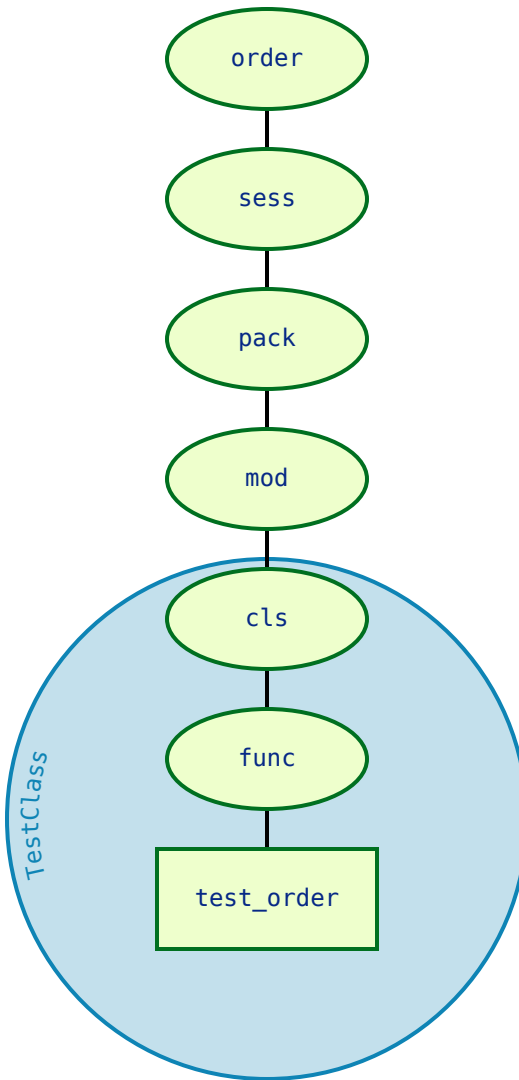
@pytest.fixture(scope="package")
def pack(order):
    order.append("package")

@pytest.fixture(scope="session")
def sess(order):
    order.append("session")

class TestClass:
    def test_order(self, func, cls, mod, pack, sess, order):
        assert order == ["session", "package", "module", "class", "function"]
```

The test will pass because the larger scoped fixtures are executing first.

The order breaks down to this:



### Fixtures of the same order execute based on dependencies

When a fixture requests another fixture, the other fixture is executed first. So if fixture `a` requests fixture `b`, fixture `b` will execute first, because `a` depends on `b` and can't operate without it. Even if `a` doesn't need the result of `b`, it can still request `b` if it needs to make sure it is executed after `b`.

For example:

```
import pytest

@pytest.fixture
def order():
    return []

@pytest.fixture
def a(order):
    order.append("a")
```

(continues on next page)

(continued from previous page)

```
@pytest.fixture
def b(a, order):
    order.append("b")

@pytest.fixture
def c(b, order):
    order.append("c")

@pytest.fixture
def d(c, b, order):
    order.append("d")

@pytest.fixture
def e(d, b, order):
    order.append("e")

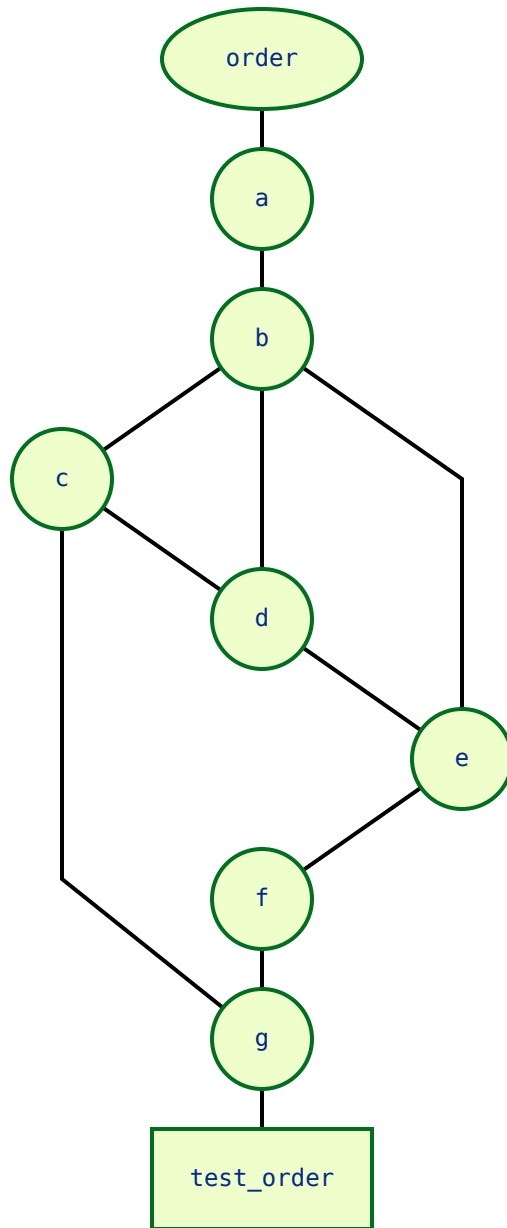
@pytest.fixture
def f(e, order):
    order.append("f")

@pytest.fixture
def g(f, c, order):
    order.append("g")

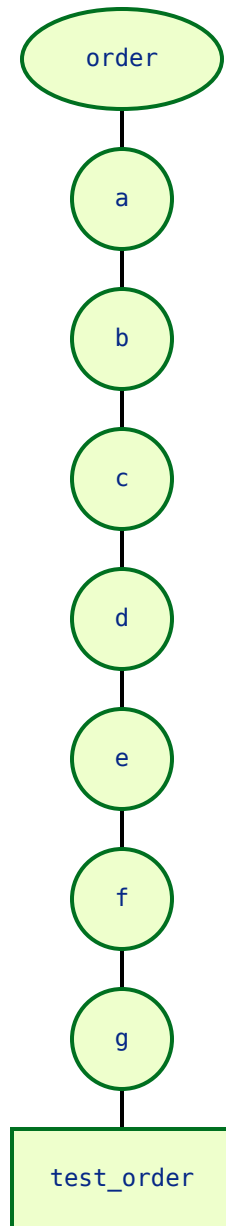
def test_order(g, order):
    assert order == ["a", "b", "c", "d", "e", "f", "g"]
```

If we map out what depends on what, we get something that looks like this:



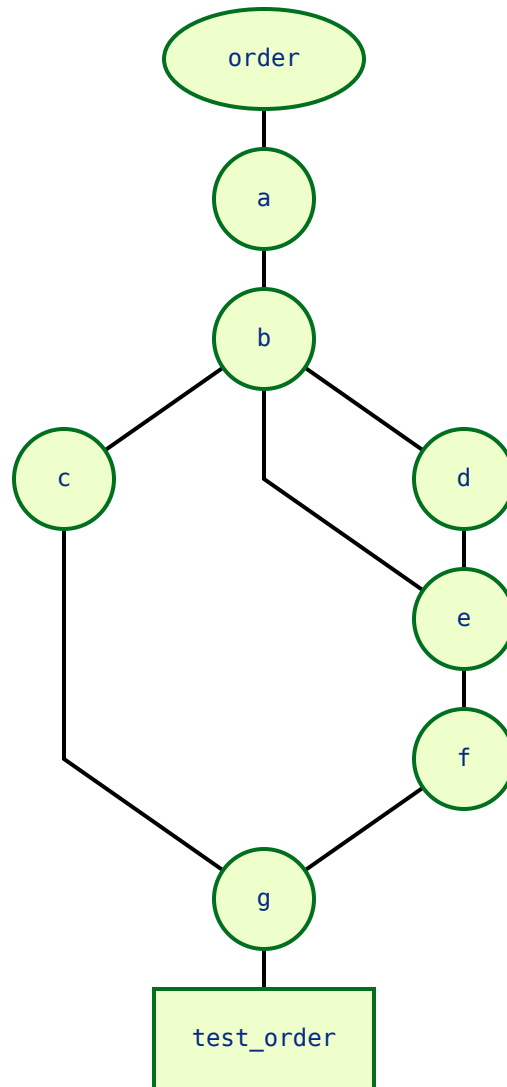


The rules provided by each fixture (as to what fixture(s) each one has to come after) are comprehensive enough that it can be flattened to this:



Enough information has to be provided through these requests in order for pytest to be able to figure out a clear, linear chain of dependencies, and as a result, an order of operations for a given test. If there's any ambiguity, and the order of operations can be interpreted more than one way, you should assume pytest could go with any one of those interpretations at any point.

For example, if `d` didn't request `c`, i.e. the graph would look like this:



Because nothing requested `c` other than `g`, and `g` also requests `f`, it's now unclear if `c` should go before/after `f`, `e`, or `d`. The only rules that were set for `c` is that it must execute after `b` and before `g`.

pytest doesn't know where `c` should go in the case, so it should be assumed that it could go anywhere between `g` and `b`.

This isn't necessarily bad, but it's something to keep in mind. If the order they execute in could affect the behavior a test is targeting, or could otherwise influence the result of a test, then the order should be defined explicitly in a way that allows pytest to linearize/"flatten" that order.

### Autouse fixtures are executed first within their scope

Autouse fixtures are assumed to apply to every test that could reference them, so they are executed before other fixtures in that scope. Fixtures that are requested by autouse fixtures effectively become autouse fixtures themselves for the tests that the real autouse fixture applies to.

So if fixture `a` is autouse and fixture `b` is not, but fixture `a` requests fixture `b`, then fixture `b` will effectively be an autouse fixture as well, but only for the tests that `a` applies to.

In the last example, the graph became unclear if `d` didn't request `c`. But if `c` was autouse, then `b` and `a` would effectively also be autouse because `c` depends on them. As a result, they would all be shifted above non-autouse fixtures within that

scope.

So if the test file looked like this:

```
import pytest

@pytest.fixture
def order():
    return []

@pytest.fixture
def a(order):
    order.append("a")

@pytest.fixture
def b(a, order):
    order.append("b")

@pytest.fixture(autouse=True)
def c(b, order):
    order.append("c")

@pytest.fixture
def d(b, order):
    order.append("d")

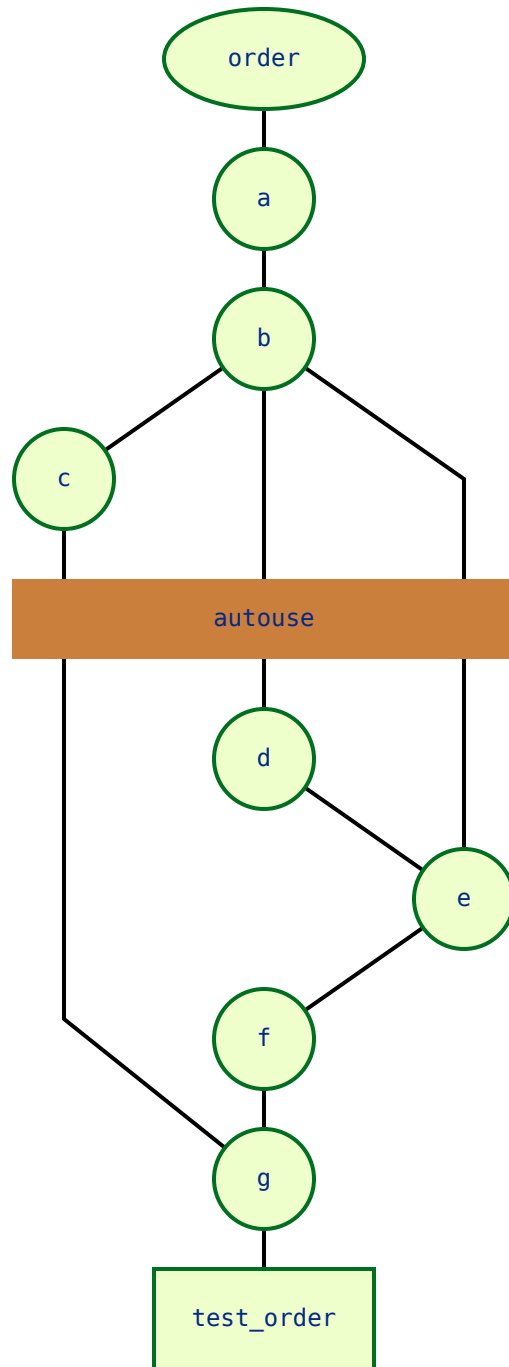
@pytest.fixture
def e(d, order):
    order.append("e")

@pytest.fixture
def f(e, order):
    order.append("f")

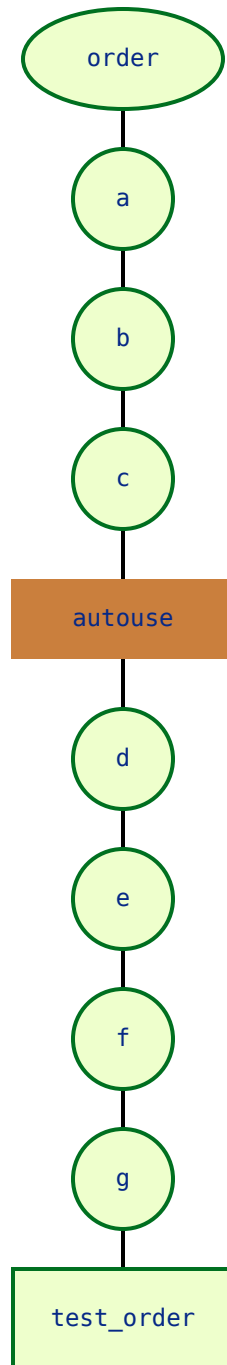
@pytest.fixture
def g(f, c, order):
    order.append("g")

def test_order_and_g(g, order):
    assert order == ["a", "b", "c", "d", "e", "f", "g"]
```

the graph would look like this:



Because `c` can now be put above `d` in the graph, pytest can once again linearize the graph to this:



In this example, `c` makes `b` and `a` effectively autouse fixtures as well.

Be careful with `autouse`, though, as an `autouse` fixture will automatically execute for every test that can reach it, even if they don't request it. For example, consider this file:

```

import pytest

@pytest.fixture(scope="class")
def order():
    return []
    
```

(continues on next page)

(continued from previous page)

```
@pytest.fixture(scope="class", autouse=True)
def c1(order):
    order.append("c1")

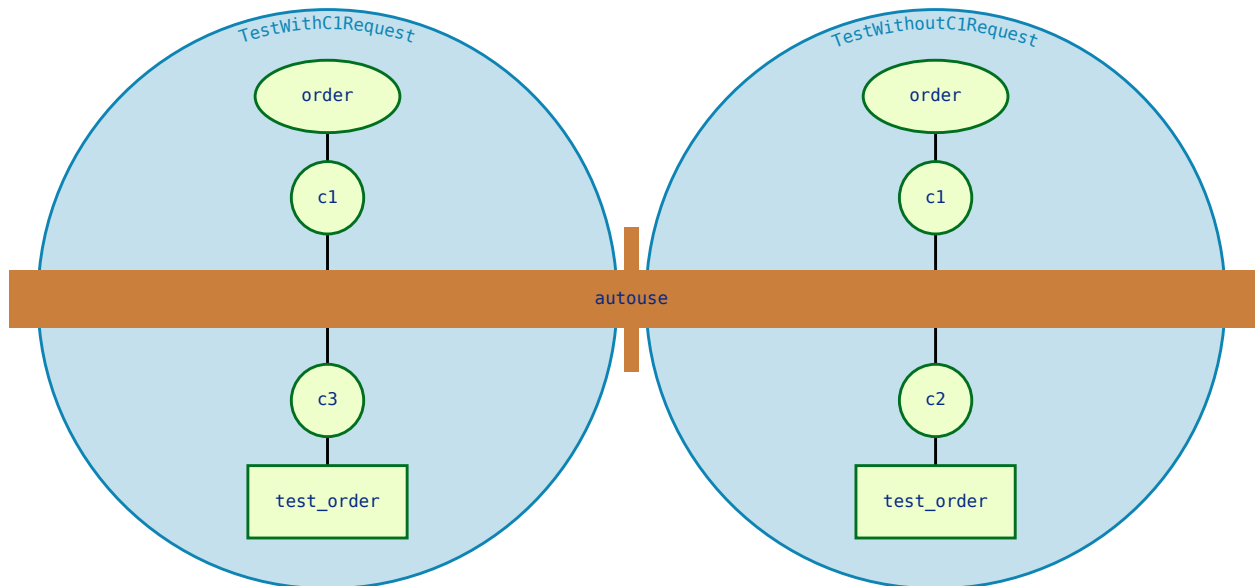
@pytest.fixture(scope="class")
def c2(order):
    order.append("c2")

@pytest.fixture(scope="class")
def c3(order, c1):
    order.append("c3")

class TestClassWithC1Request:
    def test_order(self, order, c1, c3):
        assert order == ["c1", "c3"]

class TestClassWithoutC1Request:
    def test_order(self, order, c2):
        assert order == ["c1", "c2"]
```

Even though nothing in `TestClassWithoutC1Request` is requesting `c1`, it still is executed for the tests inside it anyway:



But just because one `autouse` fixture requested a non-`autouse` fixture, that doesn't mean the non-`autouse` fixture becomes an `autouse` fixture for all contexts that it can apply to. It only effectively becomes an `autouse` fixture for the contexts the real `autouse` fixture (the one that requested the non-`autouse` fixture) can apply to.

For example, take a look at this test file:

```
import pytest
```

(continues on next page)

(continued from previous page)

```
@pytest.fixture
def order():
    return []

@pytest.fixture
def c1(order):
    order.append("c1")

@pytest.fixture
def c2(order):
    order.append("c2")

class TestClassWithAutouse:
    @pytest.fixture(autouse=True)
    def c3(self, order, c2):
        order.append("c3")

    def test_req(self, order, c1):
        assert order == ["c2", "c3", "c1"]

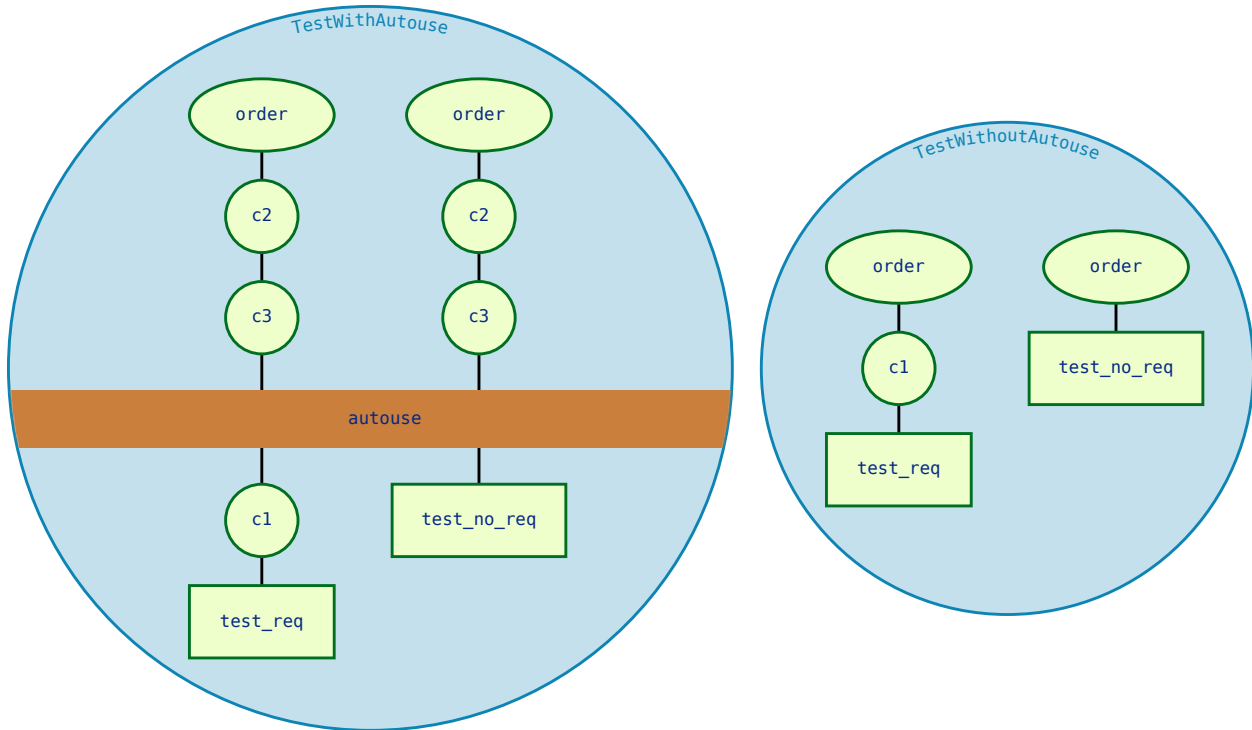
    def test_no_req(self, order):
        assert order == ["c2", "c3"]

class TestClassWithoutAutouse:
    def test_req(self, order, c1):
        assert order == ["c1"]

    def test_no_req(self, order):
        assert order == []
```

It would break down to something like this:





For `test_req` and `test_no_req` inside `TestClassWithAutouse`, `c3` effectively makes `c2` an `autouse` fixture, which is why `c2` and `c3` are executed for both tests, despite not being requested, and why `c2` and `c3` are executed before `c1` for `test_req`.

If this made `c2` an *actual* `autouse` fixture, then `c2` would also execute for the tests inside `TestClassWithoutAutouse`, since they can reference `c2` if they wanted to. But it doesn't, because from the perspective of the `TestClassWithoutAutouse` tests, `c2` isn't an `autouse` fixture, since they can't see `c3`.

## 3.2 Pytest Plugin List

Below is an automated compilation of `pytest`` plugins available on [PyPI](#). It includes PyPI projects whose names begin with “`pytest-`” and a handful of manually selected projects. Packages classified as inactive are excluded.

For detailed insights into how this list is generated, please refer to [the update script](#).

**Warning:** Please be aware that this list is not a curated collection of projects and does not undergo a systematic review process. It serves purely as an informational resource to aid in the discovery of `pytest` plugins.

Do not presume any endorsement from the `pytest` project or its developers, and always conduct your own quality assessment before incorporating any of these plugins into your own projects.

This list contains 1357 plugins.

### logassert

*last release:* May 20, 2022, *status:* 5 - Production/Stable, *requires:* N/A

Simple but powerful assertion and verification of logged lines.

### nuts

*last release:* Aug 11, 2023, *status:* N/A, *requires:* `pytest (>=7.3.0,<8.0.0)`

Network Unit Testing System

**pytest-abq**

*last release:* Apr 07, 2023, *status:* N/A, *requires:* N/A

Pytest integration for the ABQ universal test runner.

**pytest-abstracts**

*last release:* May 25, 2022, *status:* N/A, *requires:* N/A

A contextmanager pytest fixture for handling multiple mock abstracts

**pytest-accept**

*last release:* Dec 21, 2022, *status:* N/A, *requires:* pytest (>=6,<8)

A pytest-plugin for updating doctest outputs

**pytest-adaptavist**

*last release:* Oct 13, 2022, *status:* N/A, *requires:* pytest (>=5.4.0)

pytest plugin for generating test execution results within Jira Test Management (tm4j)

**pytest-adaptavist-fixed**

*last release:* Nov 08, 2023, *status:* N/A, *requires:* pytest >=5.4.0

pytest plugin for generating test execution results within Jira Test Management (tm4j)

**pytest-addons-test**

*last release:* Aug 02, 2021, *status:* N/A, *requires:* pytest (>=6.2.4,<7.0.0)

用于测试pytest的插件

**pytest-adf**

*last release:* May 10, 2021, *status:* 4 - Beta, *requires:* pytest (>=3.5.0)

Pytest plugin for writing Azure Data Factory integration tests

**pytest-adf-azure-identity**

*last release:* Mar 06, 2021, *status:* 4 - Beta, *requires:* pytest (>=3.5.0)

Pytest plugin for writing Azure Data Factory integration tests

**pytest-ads-testplan**

*last release:* Sep 15, 2022, *status:* N/A, *requires:* N/A

Azure DevOps Test Case reporting for pytest tests

**pytest-affected**

*last release:* Nov 06, 2023, *status:* N/A, *requires:* N/A

**pytest-agent**

*last release:* Nov 25, 2021, *status:* N/A, *requires:* N/A

Service that exposes a REST API that can be used to interact remotely with Pytest. It is shipped with a dashboard that enables running tests in a more convenient way.

**pytest-aggreport**

*last release:* Mar 07, 2021, *status:* 4 - Beta, *requires:* pytest (>=6.2.2)

pytest plugin for pytest-repeat that generate aggregate report of the same test cases with additional statistics details.

**pytest-aio**

*last release:* Feb 03, 2023, *status:* 4 - Beta, *requires:* pytest

Pytest plugin for testing async python code

### pytest-aiofiles

*last release:* May 14, 2017, *status:* 5 - Production/Stable, *requires:* N/A

pytest fixtures for writing aiofiles tests with pyfakefs

### pytest-aiogram

*last release:* May 06, 2023, *status:* N/A, *requires:* N/A

### pytest-aiohttp

*last release:* Sep 06, 2023, *status:* 4 - Beta, *requires:* pytest >=6.1.0

Pytest plugin for aiohttp support

### pytest-aiohttp-client

*last release:* Jan 10, 2023, *status:* N/A, *requires:* pytest (>=7.2.0,<8.0.0)

Pytest `client` fixture for the Aiohttp

### pytest-aiomoto

*last release:* Jun 24, 2023, *status:* N/A, *requires:* pytest (>=7.0,<8.0)

pytest-aiomoto

### pytest-aioresponses

*last release:* Jul 29, 2021, *status:* 4 - Beta, *requires:* pytest (>=3.5.0)

py.test integration for aioresponses

### pytest-aioworkers

*last release:* May 01, 2023, *status:* 5 - Production/Stable, *requires:* pytest>=6.1.0

A plugin to test aioworkers project with pytest

### pytest-airflow

*last release:* Apr 03, 2019, *status:* 3 - Alpha, *requires:* pytest (>=4.4.0)

pytest support for airflow.

### pytest-airflow-utils

*last release:* Nov 15, 2021, *status:* N/A, *requires:* N/A

### pytest-alembic

*last release:* Jul 06, 2023, *status:* N/A, *requires:* pytest (>=6.0)

A pytest plugin for verifying alembic migrations.

### pytest-allclose

*last release:* Jul 30, 2019, *status:* 5 - Production/Stable, *requires:* pytest

Pytest fixture extending Numpy's allclose function

### pytest-allure-adaptor

*last release:* Jan 10, 2018, *status:* N/A, *requires:* pytest (>=2.7.3)

Plugin for py.test to generate allure xml reports

### pytest-allure-adaptor2

*last release:* Oct 14, 2020, *status:* N/A, *requires:* pytest (>=2.7.3)

Plugin for py.test to generate allure xml reports

### pytest-allure-collection

*last release:* Apr 13, 2023, *status:* N/A, *requires:* pytest

pytest plugin to collect allure markers without running any tests

### pytest-allure-dsl

*last release:* Oct 25, 2020, *status:* 4 - Beta, *requires:* pytest

pytest plugin to test case doc string dls instructions

### pytest-allure-intersection

*last release:* Oct 27, 2022, *status:* N/A, *requires:* pytest (<5)

### pytest-allure-spec-coverage

*last release:* Oct 26, 2021, *status:* N/A, *requires:* pytest

The pytest plugin aimed to display test coverage of the specs(requirements) in Allure

### pytest-alphamoon

*last release:* Dec 30, 2021, *status:* 5 - Production/Stable, *requires:* pytest (>=3.5.0)

Static code checks used at Alphamoon

### pytest-analyzer

*last release:* Dec 06, 2023, *status:* N/A, *requires:* pytest >=7.3.1

this plugin allows to analyze tests in pytest project, collect test metadata and sync it with testomat.io TCM system

### pytest-android

*last release:* Feb 21, 2019, *status:* 3 - Alpha, *requires:* pytest

This fixture provides a configured “driver” for Android Automated Testing, using uiautomator2.

### pytest-anki

*last release:* Jul 31, 2022, *status:* 4 - Beta, *requires:* pytest (>=3.5.0)

A pytest plugin for testing Anki add-ons

### pytest-annotate

*last release:* Jun 07, 2022, *status:* 3 - Alpha, *requires:* pytest (<8.0.0,>=3.2.0)

pytest-annotate: Generate PyAnnotate annotations from your pytest tests.

### pytest-ansible

*last release:* Oct 11, 2023, *status:* 5 - Production/Stable, *requires:* pytest <8.0.0,>=6

Plugin for pytest to simplify calling ansible modules from tests or fixtures

### pytest-ansible-playbook

*last release:* Mar 08, 2019, *status:* 4 - Beta, *requires:* N/A

Pytest fixture which runs given ansible playbook file.

### pytest-ansible-playbook-runner

*last release:* Dec 02, 2020, *status:* 4 - Beta, *requires:* pytest (>=3.1.0)

Pytest fixture which runs given ansible playbook file.

### pytest-ansible-units

*last release:* Apr 14, 2022, *status:* N/A, *requires:* N/A

A pytest plugin for running unit tests within an ansible collection

### pytest-antilru

*last release:* Jul 05, 2022, *status:* 5 - Production/Stable, *requires:* pytest

Bust functools.lru\_cache when running pytest to avoid test pollution

### pytest-anyio

*last release:* Jun 29, 2021, *status:* N/A, *requires:* pytest

The pytest anyio plugin is built into anyio. You don't need this package.

#### **pytest-anything**

*last release:* Oct 13, 2022, *status:* N/A, *requires:* pytest

Pytest fixtures to assert anything and something

#### **pytest-aoc**

*last release:* Dec 02, 2023, *status:* 5 - Production/Stable, *requires:* pytest ; extra == 'test'

Downloads puzzle inputs for Advent of Code and synthesizes PyTest fixtures

#### **pytest-aoreporter**

*last release:* Jun 27, 2022, *status:* N/A, *requires:* N/A

pytest report

#### **pytest-api**

*last release:* May 12, 2022, *status:* N/A, *requires:* pytest (>=7.1.1,<8.0.0)

An ASGI middleware to populate OpenAPI Specification examples from pytest functions

#### **pytest-api-soup**

*last release:* Aug 27, 2022, *status:* N/A, *requires:* N/A

Validate multiple endpoints with unit testing using a single source of truth.

#### **pytest-apistellar**

*last release:* Jun 18, 2019, *status:* N/A, *requires:* N/A

apistellar plugin for pytest.

#### **pytest-appengine**

*last release:* Feb 27, 2017, *status:* N/A, *requires:* N/A

AppEngine integration that works well with pytest-django

#### **pytest-appium**

*last release:* Dec 05, 2019, *status:* N/A, *requires:* N/A

Pytest plugin for appium

#### **pytest-approvaltests**

*last release:* May 08, 2022, *status:* 4 - Beta, *requires:* pytest (>=7.0.1)

A plugin to use approvaltests with pytest

#### **pytest-approvaltests-geo**

*last release:* Dec 12, 2023, *status:* 5 - Production/Stable, *requires:* pytest

Extension for ApprovalTests.Python specific to geo data verification

#### **pytest-archon**

*last release:* Dec 18, 2023, *status:* 5 - Production/Stable, *requires:* pytest >=7.2

Rule your architecture like a real developer

#### **pytest-argus**

*last release:* Jun 24, 2021, *status:* 5 - Production/Stable, *requires:* pytest (>=6.2.4)

pyest results collection plugin

#### **pytest-arraydiff**

*last release:* Nov 27, 2023, *status:* 4 - Beta, *requires:* pytest >=4.6

pytest plugin to help with comparing array output from tests

**pytest-asgi-server**

*last release:* Dec 12, 2020, *status:* N/A, *requires:* pytest (>=5.4.1)

Convenient ASGI client/server fixtures for Pytest

**pytest-aspec**

*last release:* Dec 20, 2023, *status:* 4 - Beta, *requires:* N/A

A rspec format reporter for pytest

**pytest-asptest**

*last release:* Apr 28, 2018, *status:* 4 - Beta, *requires:* N/A

test Answer Set Programming programs

**pytest-assertcount**

*last release:* Oct 23, 2022, *status:* N/A, *requires:* pytest (>=5.0.0)

Plugin to count actual number of asserts in pytest

**pytest-assertions**

*last release:* Apr 27, 2022, *status:* N/A, *requires:* N/A

Pytest Assertions

**pytest-assertutil**

*last release:* May 10, 2019, *status:* N/A, *requires:* N/A

pytest-assertutil

**pytest-assert-utils**

*last release:* Apr 14, 2022, *status:* 3 - Alpha, *requires:* N/A

Useful assertion utilities for use with pytest

**pytest-assume**

*last release:* Jun 24, 2021, *status:* N/A, *requires:* pytest (>=2.7)

A pytest plugin that allows multiple failures per test

**pytest-assurka**

*last release:* Aug 04, 2022, *status:* N/A, *requires:* N/A

A pytest plugin for Assurka Studio

**pytest-ast-back-to-python**

*last release:* Sep 29, 2019, *status:* 4 - Beta, *requires:* N/A

A plugin for pytest devs to view how assertion rewriting recodes the AST

**pytest-asteroid**

*last release:* Aug 15, 2022, *status:* N/A, *requires:* pytest (>=6.2.5,<8.0.0)

PyTest plugin for docker-based testing on database images

**pytest-astropy**

*last release:* Sep 26, 2023, *status:* 5 - Production/Stable, *requires:* pytest >=4.6

Meta-package containing dependencies for testing

**pytest-astropy-header**

*last release:* Sep 06, 2022, *status:* 3 - Alpha, *requires:* pytest (>=4.6)

pytest plugin to add diagnostic information to the header of the test output

**pytest-ast-transformer**

*last release:* May 04, 2019, *status:* 3 - Alpha, *requires:* pytest

#### **pytest-async-generators**

*last release:* Jul 05, 2023, *status:* N/A, *requires:* N/A

Pytest fixtures for async generators

#### **pytest-asyncio**

*last release:* Dec 09, 2023, *status:* 4 - Beta, *requires:* pytest >=7.0.0

Pytest support for asyncio

#### **pytest-asyncio-cooperative**

*last release:* Nov 30, 2023, *status:* N/A, *requires:* N/A

Run all your asynchronous tests cooperatively.

#### **pytest-asyncio-network-simulator**

*last release:* Jul 31, 2018, *status:* 3 - Alpha, *requires:* pytest (<3.7.0,>=3.3.2)

pytest-asyncio-network-simulator: Plugin for pytest for simulator the network in tests

#### **pytest-async-mongodb**

*last release:* Oct 18, 2017, *status:* 5 - Production/Stable, *requires:* pytest (>=2.5.2)

pytest plugin for async MongoDB

#### **pytest-async-sqlalchemy**

*last release:* Oct 07, 2021, *status:* 4 - Beta, *requires:* pytest (>=6.0.0)

Database testing fixtures using the SQLAlchemy asyncio API

#### **pytest-atf-allure**

*last release:* Nov 29, 2023, *status:* N/A, *requires:* pytest (>=7.4.2,<8.0.0)

基于allure-pytest进行自定义

#### **pytest-atomic**

*last release:* Nov 24, 2018, *status:* 4 - Beta, *requires:* N/A

Skip rest of tests if previous test failed.

#### **pytest-attrib**

*last release:* May 24, 2016, *status:* 4 - Beta, *requires:* N/A

pytest plugin to select tests based on attributes similar to the nose-attrib plugin

#### **pytest-austin**

*last release:* Oct 11, 2020, *status:* 4 - Beta, *requires:* N/A

Austin plugin for pytest

#### **pytest-autocap**

*last release:* May 15, 2022, *status:* N/A, *requires:* pytest (<7.2,>=7.1.2)

automatically capture test & fixture stdout/stderr to files

#### **pytest-autochecklog**

*last release:* Apr 25, 2015, *status:* 4 - Beta, *requires:* N/A

automatically check condition and log all the checks

#### **pytest-automation**

*last release:* May 20, 2022, *status:* N/A, *requires:* pytest (>=7.0.0)

pytest plugin for building a test suite, using YAML files to extend pytest parameterize functionality.

**pytest-automock**

*last release:* May 16, 2023, *status:* N/A, *requires:* pytest ; extra == 'dev'

Pytest plugin for automatical mocks creation

**pytest-auto-parametrize**

*last release:* Oct 02, 2016, *status:* 3 - Alpha, *requires:* N/A

pytest plugin: avoid repeating arguments in parametrize

**pytest-autotest**

*last release:* Aug 25, 2021, *status:* N/A, *requires:* pytest

This fixture provides a configured “driver” for Android Automated Testing, using uiautomator2.

**pytest-aviator**

*last release:* Nov 04, 2022, *status:* 4 - Beta, *requires:* pytest

Aviator’s Flakybot pytest plugin that automatically reruns flaky tests.

**pytest-avoidance**

*last release:* May 23, 2019, *status:* 4 - Beta, *requires:* pytest (>=3.5.0)

Makes pytest skip tests that don not need rerunning

**pytest-aws**

*last release:* Oct 04, 2017, *status:* 4 - Beta, *requires:* N/A

pytest plugin for testing AWS resource configurations

**pytest-aws-config**

*last release:* May 28, 2021, *status:* N/A, *requires:* N/A

Protect your AWS credentials in unit tests

**pytest-axe**

*last release:* Nov 12, 2018, *status:* N/A, *requires:* pytest (>=3.0.0)

pytest plugin for axe-selenium-python

**pytest-axe-playwright-snapshot**

*last release:* Jul 25, 2023, *status:* N/A, *requires:* pytest

A pytest plugin that runs Axe-core on Playwright pages and takes snapshots of the results.

**pytest-azure**

*last release:* Jan 18, 2023, *status:* 3 - Alpha, *requires:* pytest

Pytest utilities and mocks for Azure

**pytest-azure-devops**

*last release:* Jun 20, 2022, *status:* 4 - Beta, *requires:* pytest (>=3.5.0)

Simplifies using azure devops parallel strategy (<https://docs.microsoft.com/en-us/azure/devops/pipelines/test/parallel-testing-any-test-runner>) with pytest.

**pytest-azurepipelines**

*last release:* Oct 06, 2023, *status:* 5 - Production/Stable, *requires:* pytest (>=5.0.0)

Formatting PyTest output for Azure Pipelines UI

**pytest-bandit**

*last release:* Feb 23, 2021, *status:* 4 - Beta, *requires:* pytest (>=3.5.0)

A bandit plugin for pytest



#### **pytest-bandit-xayon**

*last release:* Oct 17, 2022, *status:* 4 - Beta, *requires:* pytest (>=3.5.0)

A bandit plugin for pytest

#### **pytest-base-url**

*last release:* Mar 27, 2022, *status:* 5 - Production/Stable, *requires:* pytest (>=3.0.0,<8.0.0)

pytest plugin for URL based testing

#### **pytest-bdd**

*last release:* Dec 02, 2023, *status:* 6 - Mature, *requires:* pytest (>=6.2.0)

BDD for pytest

#### **pytest-bdd-html**

*last release:* Nov 22, 2022, *status:* 3 - Alpha, *requires:* pytest (!=6.0.0,>=5.0)

pytest plugin to display BDD info in HTML test report

#### **pytest-bdd-ng**

*last release:* Jul 01, 2023, *status:* 4 - Beta, *requires:* pytest (>=5.0)

BDD for pytest

#### **pytest-bdd-report**

*last release:* Nov 15, 2023, *status:* N/A, *requires:* pytest >=7.1.3

A pytest-bdd plugin for generating useful and informative BDD test reports

#### **pytest-bdd-splinter**

*last release:* Aug 12, 2019, *status:* 5 - Production/Stable, *requires:* pytest (>=4.0.0)

Common steps for pytest bdd and splinter integration

#### **pytest-bdd-web**

*last release:* Jan 02, 2020, *status:* 4 - Beta, *requires:* pytest (>=3.5.0)

A simple plugin to use with pytest

#### **pytest-bdd-wrappers**

*last release:* Feb 11, 2020, *status:* 2 - Pre-Alpha, *requires:* N/A

#### **pytest-beakerlib**

*last release:* Mar 17, 2017, *status:* 5 - Production/Stable, *requires:* pytest

A pytest plugin that reports test results to the BeakerLib framework

#### **pytest-beds**

*last release:* Jun 07, 2016, *status:* 4 - Beta, *requires:* N/A

Fixtures for testing Google Appengine (GAE) apps

#### **pytest-beepprint**

*last release:* Jul 04, 2023, *status:* 4 - Beta, *requires:* N/A

use icdiff for better error messages in pytest assertions

#### **pytest-bench**

*last release:* Jul 21, 2014, *status:* 3 - Alpha, *requires:* N/A

Benchmark utility that plugs into pytest.

#### **pytest-benchmark**

*last release:* Oct 25, 2022, *status:* 5 - Production/Stable, *requires:* pytest (>=3.8)

A ``pytest`` fixture for benchmarking code. It will group the tests into rounds that are calibrated to the chosen timer.

**pytest-better-datadir**

*last release:* Mar 13, 2023, *status:* N/A, *requires:* N/A

A small example package

**pytest-bg-process**

*last release:* Jan 24, 2022, *status:* 4 - Beta, *requires:* pytest (>=3.5.0)

Pytest plugin to initialize background process

**pytest-bigchaindb**

*last release:* Jan 24, 2022, *status:* 4 - Beta, *requires:* N/A

A BigchainDB plugin for pytest.

**pytest-bigquery-mock**

*last release:* Dec 28, 2022, *status:* N/A, *requires:* pytest (>=5.0)

Provides a mock fixture for python bigquery client

**pytest-black**

*last release:* Oct 05, 2020, *status:* 4 - Beta, *requires:* N/A

A pytest plugin to enable format checking with black

**pytest-black-multipy**

*last release:* Jan 14, 2021, *status:* 5 - Production/Stable, *requires:* pytest (!=3.7.3,>=3.5) ; extra == 'testing'

Allow '-black' on older Pythons

**pytest-black-ng**

*last release:* Oct 20, 2022, *status:* 4 - Beta, *requires:* pytest (>=7.0.0)

A pytest plugin to enable format checking with black

**pytest-blame**

*last release:* May 04, 2019, *status:* N/A, *requires:* pytest (>=4.4.0)

A pytest plugin helps developers to debug by providing useful commits history.

**pytest-blender**

*last release:* Aug 10, 2023, *status:* N/A, *requires:* pytest ; extra == 'dev'

Blender Pytest plugin.

**pytest-blink1**

*last release:* Jan 07, 2018, *status:* 4 - Beta, *requires:* N/A

Pytest plugin to emit notifications via the Blink(1) RGB LED

**pytest-blockage**

*last release:* Dec 21, 2021, *status:* N/A, *requires:* pytest

Disable network requests during a test run.

**pytest-blocker**

*last release:* Sep 07, 2015, *status:* 4 - Beta, *requires:* N/A

pytest plugin to mark a test as blocker and skip all other tests

**pytest-blue**

*last release:* Sep 05, 2022, *status:* N/A, *requires:* N/A

A pytest plugin that adds a 'blue' fixture for printing stuff in blue.

### pytest-board

*last release:* Jan 20, 2019, *status:* N/A, *requires:* N/A

Local continuous test runner with pytest and watchdog.

### pytest-boost-xml

*last release:* Nov 30, 2022, *status:* 4 - Beta, *requires:* N/A

Plugin for pytest to generate boost xml reports

### pytest-bootstrap

*last release:* Mar 04, 2022, *status:* N/A, *requires:* N/A

### pytest-bpdb

*last release:* Jan 19, 2015, *status:* 2 - Pre-Alpha, *requires:* N/A

A py.test plug-in to enable drop to bpdb debugger on test failure.

### pytest-bravado

*last release:* Feb 15, 2022, *status:* N/A, *requires:* N/A

Pytest-bravado automatically generates from OpenAPI specification client fixtures.

### pytest-breakword

*last release:* Aug 04, 2021, *status:* N/A, *requires:* pytest (>=6.2.4,<7.0.0)

Use breakword with pytest

### pytest-breed-adapter

*last release:* Nov 07, 2018, *status:* 4 - Beta, *requires:* pytest (>=3.5.0)

A simple plugin to connect with breed-server

### pytest-briefcase

*last release:* Jun 14, 2020, *status:* 4 - Beta, *requires:* pytest (>=3.5.0)

A pytest plugin for running tests on a Briefcase project.

### pytest-browser

*last release:* Dec 10, 2016, *status:* 3 - Alpha, *requires:* N/A

A pytest plugin for console based browser test selection just after the collection phase

### pytest-browsermob-proxy

*last release:* Jun 11, 2013, *status:* 4 - Beta, *requires:* N/A

BrowserMob proxy plugin for py.test.

### pytest-browserstack-local

*last release:* Feb 09, 2018, *status:* N/A, *requires:* N/A

``py.test`` plugin to run ``BrowserStackLocal`` in background.

### pytest-budosystems

*last release:* May 07, 2023, *status:* 3 - Alpha, *requires:* pytest

Budo Systems is a martial arts school management system. This module is the Budo Systems Pytest Plugin.

### pytest-bug

*last release:* Sep 23, 2023, *status:* 5 - Production/Stable, *requires:* pytest >=7.1.0

Pytest plugin for marking tests as a bug

### pytest-bugtong-tag

*last release:* Jan 16, 2022, *status:* N/A, *requires:* N/A

pytest-bugtong-tag is a plugin for pytest

#### pytest-bugzilla

*last release:* May 05, 2010, *status:* 4 - Beta, *requires:* N/A

py.test bugzilla integration plugin

#### pytest-bugzilla-notifier

*last release:* Jun 15, 2018, *status:* 4 - Beta, *requires:* pytest (>=2.9.2)

A plugin that allows you to execute create, update, and read information from BugZilla bugs

#### pytest-buildkite

*last release:* Jul 13, 2019, *status:* 4 - Beta, *requires:* pytest (>=3.5.0)

Plugin for pytest that automatically publishes coverage and pytest report annotations to Buildkite.

#### pytest-builtin-types

*last release:* Nov 17, 2021, *status:* N/A, *requires:* pytest

#### pytest-bwrap

*last release:* Oct 26, 2018, *status:* 3 - Alpha, *requires:* N/A

Run your tests in Bubblewrap sandboxes

#### pytest-cache

*last release:* Jun 04, 2013, *status:* 3 - Alpha, *requires:* N/A

pytest plugin with mechanisms for caching across test runs

#### pytest-cache-assert

*last release:* Aug 14, 2023, *status:* 5 - Production/Stable, *requires:* pytest (>=6.0.0)

Cache assertion data to simplify regression testing of complex serializable data

#### pytest-cagoule

*last release:* Jan 01, 2020, *status:* 3 - Alpha, *requires:* N/A

Pytest plugin to only run tests affected by changes

#### pytest-cairo

*last release:* Apr 17, 2022, *status:* N/A, *requires:* pytest

Pytest support for cairo-lang and starknet

#### pytest-call-checker

*last release:* Oct 16, 2022, *status:* 4 - Beta, *requires:* pytest (>=7.1.3,<8.0.0)

Small pytest utility to easily create test doubles

#### pytest-camel-collect

*last release:* Aug 02, 2020, *status:* N/A, *requires:* pytest (>=2.9)

Enable CamelCase-aware pytest class collection

#### pytest-canonical-data

*last release:* May 08, 2020, *status:* 2 - Pre-Alpha, *requires:* pytest (>=3.5.0)

A plugin which allows to compare results with canonical results, based on previous runs

#### pytest-caprng

*last release:* May 02, 2018, *status:* 4 - Beta, *requires:* N/A

A plugin that replays pRNG state on failure.

#### pytest-capture-deprecatedwarnings

*last release:* Apr 30, 2019, *status:* N/A, *requires:* N/A

pytest plugin to capture all deprecatedwarnings and put them in one file

#### pytest-capture-warnings

*last release:* May 03, 2022, *status:* N/A, *requires:* pytest

pytest plugin to capture all warnings and put them in one file of your choice

#### pytest-cases

*last release:* Nov 10, 2023, *status:* 5 - Production/Stable, *requires:* N/A

Separate test code from test cases in pytest.

#### pytest-cassandra

*last release:* Nov 04, 2017, *status:* 1 - Planning, *requires:* N/A

Cassandra CCM Test Fixtures for pytest

#### pytest-catchlog

*last release:* Jan 24, 2016, *status:* 4 - Beta, *requires:* pytest ( $\geq 2.6$ )

py.test plugin to catch log messages. This is a fork of pytest-capturelog.

#### pytest-catch-server

*last release:* Dec 12, 2019, *status:* 5 - Production/Stable, *requires:* N/A

Pytest plugin with server for catching HTTP requests.

#### pytest-celery

*last release:* Dec 28, 2023, *status:* N/A, *requires:* N/A

pytest-celery a shim pytest plugin to enable celery.contrib.pytest

#### pytest-chainmaker

*last release:* Oct 15, 2021, *status:* N/A, *requires:* N/A

pytest plugin for chainmaker

#### pytest-chalice

*last release:* Jul 01, 2020, *status:* 4 - Beta, *requires:* N/A

A set of py.test fixtures for AWS Chalice

#### pytest-change-assert

*last release:* Oct 19, 2022, *status:* N/A, *requires:* N/A

修改报错中文为英文

#### pytest-change-demo

*last release:* Mar 02, 2022, *status:* N/A, *requires:* pytest

turn . into  $\sqrt{\phantom{x}}$ , turn F into x

#### pytest-change-report

*last release:* Sep 14, 2020, *status:* N/A, *requires:* pytest

turn . into  $\sqrt{\phantom{x}}$ , turn F into x

#### pytest-change-xds

*last release:* Apr 16, 2022, *status:* N/A, *requires:* pytest

turn . into  $\sqrt{\phantom{x}}$ , turn F into x

#### pytest-chdir

*last release:* Jan 28, 2020, *status:* N/A, *requires:* pytest ( $\geq 5.0.0, < 6.0.0$ )

A pytest fixture for changing current working directory

#### **pytest-check**

*last release:* Sep 22, 2023, *status:* N/A, *requires:* pytest

A pytest plugin that allows multiple failures per test.

#### **pytest-checkdocs**

*last release:* Jul 30, 2023, *status:* 5 - Production/Stable, *requires:* pytest (>=6) ; extra == 'testing'

check the README when running tests

#### **pytest-checkipdb**

*last release:* Dec 04, 2023, *status:* 5 - Production/Stable, *requires:* pytest >=2.9.2

plugin to check if there are ipdb debugs left

#### **pytest-check-library**

*last release:* Jul 17, 2022, *status:* N/A, *requires:* N/A

check your missing library

#### **pytest-check-libs**

*last release:* Jul 17, 2022, *status:* N/A, *requires:* N/A

check your missing library

#### **pytest-check-links**

*last release:* Jul 29, 2020, *status:* N/A, *requires:* pytest>=7.0

Check links in files

#### **pytest-check-mk**

*last release:* Nov 19, 2015, *status:* 4 - Beta, *requires:* pytest

pytest plugin to test Check\_MK checks

#### **pytest-check-requirements**

*last release:* Feb 10, 2023, *status:* N/A, *requires:* N/A

A package to prevent Dependency Confusion attacks against Yandex.

#### **pytest-chic-report**

*last release:* Jan 31, 2023, *status:* 5 - Production/Stable, *requires:* N/A

A pytest plugin to send a report and printing summary of tests.

#### **pytest-choose**

*last release:* Dec 26, 2023, *status:* N/A, *requires:* pytest >=7.0.0

Provide the pytest with the ability to collect use cases based on rules in text files

#### **pytest-chunks**

*last release:* Jul 05, 2022, *status:* N/A, *requires:* pytest (>=6.0.0)

Run only a chunk of your test suite

#### **pytest-circleci**

*last release:* May 03, 2019, *status:* N/A, *requires:* N/A

py.test plugin for CircleCI

#### **pytest-circleci-parallelized**

*last release:* Oct 20, 2022, *status:* N/A, *requires:* N/A

Parallelize pytest across CircleCI workers.

#### **pytest-circleci-parallelized-rjp**

*last release:* Jun 21, 2022, *status:* N/A, *requires:* pytest

Parallelize pytest across CircleCI workers.

#### **pytest-ckan**

*last release:* Apr 28, 2020, *status:* 4 - Beta, *requires:* pytest

Backport of CKAN 2.9 pytest plugin and fixtures to CAKN 2.8

#### **pytest-clarity**

*last release:* Jun 11, 2021, *status:* N/A, *requires:* N/A

A plugin providing an alternative, colourful diff output for failing assertions.

#### **pytest-cldf**

*last release:* Nov 07, 2022, *status:* N/A, *requires:* pytest (>=3.6)

Easy quality control for CLDF datasets using pytest

#### **pytest-cleanuptotal**

*last release:* Sep 25, 2023, *status:* 4 - Beta, *requires:* N/A

A cleanup plugin for pytest

#### **pytest-click**

*last release:* Feb 11, 2022, *status:* 5 - Production/Stable, *requires:* pytest (>=5.0)

Pytest plugin for Click

#### **pytest-cli-fixtures**

*last release:* Jul 28, 2022, *status:* N/A, *requires:* pytest (~=7.0)

Automatically register fixtures for custom CLI arguments

#### **pytest-clld**

*last release:* Jul 06, 2022, *status:* N/A, *requires:* pytest (>=3.6)

#### **pytest-cloud**

*last release:* Oct 05, 2020, *status:* 6 - Mature, *requires:* N/A

Distributed tests planner plugin for pytest testing framework.

#### **pytest-cloudflare-worker**

*last release:* Mar 30, 2021, *status:* 4 - Beta, *requires:* pytest (>=6.0.0)

pytest plugin for testing cloudflare workers

#### **pytest-cloudist**

*last release:* Sep 02, 2022, *status:* 4 - Beta, *requires:* pytest (>=7.1.2,<8.0.0)

Distribute tests to cloud machines without fuss

#### **pytest-cmake**

*last release:* Jul 19, 2023, *status:* N/A, *requires:* pytest<8,>=4

Provide CMake module for Pytest

#### **pytest-cmake-presets**

*last release:* Dec 26, 2022, *status:* N/A, *requires:* pytest (>=7.2.0,<8.0.0)

Execute CMake Presets via pytest

#### **pytest-cobra**

*last release:* Jun 29, 2019, *status:* 3 - Alpha, *requires:* pytest (<4.0.0,>=3.7.1)

PyTest plugin for testing Smart Contracts for Ethereum blockchain.

**pytest-codecarbon**

*last release:* Jun 15, 2022, *status:* N/A, *requires:* pytest

Pytest plugin for measuring carbon emissions

**pytest-codecheckers**

*last release:* Feb 13, 2010, *status:* N/A, *requires:* N/A

pytest plugin to add source code sanity checks (pep8 and friends)

**pytest-codecov**

*last release:* Nov 29, 2022, *status:* 4 - Beta, *requires:* pytest (>=4.6.0)

Pytest plugin for uploading pytest-cov results to codecov.io

**pytest-codegen**

*last release:* Aug 23, 2020, *status:* 2 - Pre-Alpha, *requires:* N/A

Automatically create pytest test signatures

**pytest-codeowners**

*last release:* Mar 30, 2022, *status:* 4 - Beta, *requires:* pytest (>=6.0.0)

Pytest plugin for selecting tests by GitHub CODEOWNERS.

**pytest-codestyle**

*last release:* Mar 23, 2020, *status:* 3 - Alpha, *requires:* N/A

pytest plugin to run pycodestyle

**pytest-codspeed**

*last release:* Sep 01, 2023, *status:* 5 - Production/Stable, *requires:* pytest>=3.8

Pytest plugin to create CodSpeed benchmarks

**pytest-collect-appoint-info**

*last release:* Aug 03, 2023, *status:* N/A, *requires:* pytest

set your encoding

**pytest-collect-formatter**

*last release:* Mar 29, 2021, *status:* 5 - Production/Stable, *requires:* N/A

Formatter for pytest collect output

**pytest-collect-formatter2**

*last release:* May 31, 2021, *status:* 5 - Production/Stable, *requires:* N/A

Formatter for pytest collect output

**pytest-collect-interface-info-plugin**

*last release:* Sep 25, 2023, *status:* 4 - Beta, *requires:* N/A

Get executed interface information in pytest interface automation framework

**pytest-collector**

*last release:* Aug 02, 2022, *status:* N/A, *requires:* pytest (>=7.0,<8.0)

Python package for collecting pytest.

**pytest-collect-pytest-interinfo**

*last release:* Sep 26, 2023, *status:* 4 - Beta, *requires:* N/A

A simple plugin to use with pytest



#### **pytest-colordots**

*last release:* Oct 06, 2017, *status:* 5 - Production/Stable, *requires:* N/A

Colorizes the progress indicators

#### **pytest-commander**

*last release:* Aug 17, 2021, *status:* N/A, *requires:* pytest (<7.0.0,>=6.2.4)

An interactive GUI test runner for PyTest

#### **pytest-common-subject**

*last release:* May 15, 2022, *status:* N/A, *requires:* pytest (>=3.6,<8)

pytest framework for testing different aspects of a common method

#### **pytest-compare**

*last release:* Jun 22, 2023, *status:* 5 - Production/Stable, *requires:* N/A

pytest plugin for comparing call arguments.

#### **pytest-concurrent**

*last release:* Jan 12, 2019, *status:* 4 - Beta, *requires:* pytest (>=3.1.1)

Concurrently execute test cases with multithread, multiprocessing and gevent

#### **pytest-config**

*last release:* Nov 07, 2014, *status:* 5 - Production/Stable, *requires:* N/A

Base configurations and utilities for developing your Python project test suite with pytest.

#### **pytest-confluence-report**

*last release:* Apr 17, 2022, *status:* N/A, *requires:* N/A

Package stands for pytest plugin to upload results into Confluence page.

#### **pytest-console-scripts**

*last release:* May 31, 2023, *status:* 4 - Beta, *requires:* pytest (>=4.0.0)

Pytest plugin for testing console scripts

#### **pytest-consul**

*last release:* Nov 24, 2018, *status:* 3 - Alpha, *requires:* pytest

pytest plugin with fixtures for testing consul aware apps

#### **pytest-container**

*last release:* Sep 26, 2023, *status:* 4 - Beta, *requires:* pytest (>=3.10)

Pytest fixtures for writing container based tests

#### **pytest-contextfixture**

*last release:* Mar 12, 2013, *status:* 4 - Beta, *requires:* N/A

Define pytest fixtures as context managers.

#### **pytest-contexts**

*last release:* May 19, 2021, *status:* 4 - Beta, *requires:* N/A

A plugin to run tests written with the Contexts framework using pytest


#### **pytest-cookies**

*last release:* Mar 22, 2023, *status:* 5 - Production/Stable, *requires:* pytest (>=3.9.0)

The pytest plugin for your Cookiecutter templates. 🍪

**pytest-copie**

*last release:* Nov 14, 2023, *status:* 3 - Alpha, *requires:* pytest

The pytest plugin for your copier templates 

**pytest-copier**

*last release:* Dec 11, 2023, *status:* 4 - Beta, *requires:* pytest>=7.3.2

A pytest plugin to help testing Copier templates

**pytest-couchdbkit**

*last release:* Apr 17, 2012, *status:* N/A, *requires:* N/A

py.test extension for per-test couchdb databases using couchdbkit

**pytest-count**

*last release:* Jan 12, 2018, *status:* 4 - Beta, *requires:* N/A

count erros and send email

**pytest-cov**

*last release:* May 24, 2023, *status:* 5 - Production/Stable, *requires:* pytest (>=4.6)

Pytest plugin for measuring coverage.

**pytest-cover**

*last release:* Aug 01, 2015, *status:* 5 - Production/Stable, *requires:* N/A

Pytest plugin for measuring coverage. Forked from `pytest-cov`.

**pytest-coverage**

*last release:* Jun 17, 2015, *status:* N/A, *requires:* N/A

**pytest-coverage-context**

*last release:* Jun 28, 2023, *status:* 4 - Beta, *requires:* N/A

Coverage dynamic context support for PyTest, including sub-processes

**pytest-coveragemarkers**

*last release:* Nov 29, 2022, *status:* N/A, *requires:* pytest (>=7.1.2,<8.0.0)

Using pytest markers to track functional coverage and filtering of tests

**pytest-cov-exclude**

*last release:* Apr 29, 2016, *status:* 4 - Beta, *requires:* pytest (>=2.8.0,<2.9.0); extra == 'dev'

Pytest plugin for excluding tests based on coverage data

**pytest-cpp**

*last release:* Nov 01, 2023, *status:* 5 - Production/Stable, *requires:* pytest >=7.0

Use pytest's runner to discover and execute C++ tests

**pytest-cpppython**

*last release:* Aug 26, 2023, *status:* N/A, *requires:* N/A

A pytest plugin that imports CPPython testing types

**pytest-cqase**

*last release:* Aug 22, 2022, *status:* N/A, *requires:* pytest (>=7.1.2,<8.0.0)

Custom qase pytest plugin

**pytest-cram**

*last release:* Aug 08, 2020, *status:* N/A, *requires:* N/A

Run cram tests with pytest.

#### **pytest-crate**

*last release:* May 28, 2019, *status:* 3 - Alpha, *requires:* pytest (>=4.0)

Manages CrateDB instances during your integration tests

#### **pytest-crayons**

*last release:* Oct 08, 2023, *status:* N/A, *requires:* pytest

A pytest plugin for colorful print statements

#### **pytest-create**

*last release:* Feb 15, 2023, *status:* 1 - Planning, *requires:* N/A

pytest-create

#### **pytest-cricri**

*last release:* Jan 27, 2018, *status:* N/A, *requires:* pytest

A Cricri plugin for pytest.

#### **pytest-crontab**

*last release:* Dec 09, 2019, *status:* N/A, *requires:* N/A

add crontab task in crontab

#### **pytest-csv**

*last release:* Apr 22, 2021, *status:* N/A, *requires:* pytest (>=6.0)

CSV output for pytest.

#### **pytest-csv-params**

*last release:* Jul 01, 2023, *status:* 5 - Production/Stable, *requires:* pytest (>=7.4.0,<8.0.0)

Pytest plugin for Test Case Parametrization with CSV files

#### **pytest-curio**

*last release:* Oct 07, 2020, *status:* N/A, *requires:* N/A

Pytest support for curio.

#### **pytest-curl-report**

*last release:* Dec 11, 2016, *status:* 4 - Beta, *requires:* N/A

pytest plugin to generate curl command line report

#### **pytest-custom-concurrency**

*last release:* Feb 08, 2021, *status:* N/A, *requires:* N/A

Custom grouping concurrence for pytest

#### **pytest-custom-exit-code**

*last release:* Aug 07, 2019, *status:* 4 - Beta, *requires:* pytest (>=4.0.2)

Exit pytest test session with custom exit code in different scenarios

#### **pytest-custom-nodeid**

*last release:* Mar 07, 2021, *status:* N/A, *requires:* N/A

Custom grouping for pytest-xdist, rename test cases name and test cases nodeid, support allure report

#### **pytest-custom-report**

*last release:* Jan 30, 2019, *status:* N/A, *requires:* pytest

Configure the symbols displayed for test outcomes

### pytest-custom-scheduling

*last release:* Mar 01, 2021, *status:* N/A, *requires:* N/A

Custom grouping for pytest-xdist, rename test cases name and test cases nodeid, support allure report

### pytest-cython

*last release:* Feb 16, 2023, *status:* 5 - Production/Stable, *requires:* pytest (>=4.6.0)

A plugin for testing Cython extension modules

### pytest-cython-collect

*last release:* Jun 17, 2022, *status:* N/A, *requires:* pytest

### pytest-darker

*last release:* Aug 16, 2020, *status:* N/A, *requires:* pytest (>=6.0.1) ; extra == 'test'

A pytest plugin for checking of modified code using Darker

### pytest-dash

*last release:* Mar 18, 2019, *status:* N/A, *requires:* N/A

pytest fixtures to run dash applications.

### pytest-data

*last release:* Nov 01, 2016, *status:* 5 - Production/Stable, *requires:* N/A

Useful functions for managing data for pytest fixtures

### pytest-databricks

*last release:* Jul 29, 2020, *status:* N/A, *requires:* pytest

Pytest plugin for remote Databricks notebooks testing

### pytest-datadir

*last release:* Oct 03, 2023, *status:* 5 - Production/Stable, *requires:* pytest >=5.0

pytest plugin for test data directories and files

### pytest-datadir-mgr

*last release:* Apr 06, 2023, *status:* 5 - Production/Stable, *requires:* pytest (>=7.1)

Manager for test data: downloads, artifact caching, and a tmpdir context.

### pytest-datadir-ng

*last release:* Dec 25, 2019, *status:* 5 - Production/Stable, *requires:* pytest

Fixtures for pytest allowing test functions/methods to easily retrieve test resources from the local filesystem.

### pytest-datadir-nng

*last release:* Nov 09, 2022, *status:* 5 - Production/Stable, *requires:* pytest (>=7.0.0,<8.0.0)

Fixtures for pytest allowing test functions/methods to easily retrieve test resources from the local filesystem.

### pytest-data-extractor

*last release:* Jul 19, 2022, *status:* N/A, *requires:* pytest (>=7.0.1)

A pytest plugin to extract relevant metadata about tests into an external file (currently only json support)

### pytest-data-file

*last release:* Dec 04, 2019, *status:* N/A, *requires:* N/A

Fixture “data” and “case\_data” for test from yaml file

### pytest-datafiles

*last release:* Feb 24, 2023, *status:* 5 - Production/Stable, *requires:* pytest (>=3.6)

py.test plugin to create a ‘tmp\_path’ containing predefined files/directories.

### **pytest-datafixtures**

*last release:* Dec 05, 2020, *status:* 5 - Production/Stable, *requires:* N/A

Data fixtures for pytest made simple

### **pytest-data-from-files**

*last release:* Oct 13, 2021, *status:* 4 - Beta, *requires:* pytest

pytest plugin to provide data from files loaded automatically

### **pytest-dataplugin**

*last release:* Sep 16, 2017, *status:* 1 - Planning, *requires:* N/A

A pytest plugin for managing an archive of test data.

### **pytest-datarecorder**

*last release:* Jan 08, 2023, *status:* 5 - Production/Stable, *requires:* pytest

A py.test plugin recording and comparing test output.

### **pytest-dataset**

*last release:* Sep 01, 2023, *status:* 5 - Production/Stable, *requires:* N/A

Plugin for loading different datasets for pytest by prefix from json or yaml files

### **pytest-data-suites**

*last release:* Jul 24, 2022, *status:* N/A, *requires:* pytest (>=6.0,<8.0)

Class-based pytest parametrization

### **pytest-datatest**

*last release:* Oct 15, 2020, *status:* 4 - Beta, *requires:* pytest (>=3.3)

A pytest plugin for test driven data-wrangling (this is the development version of datatest's pytest integration).

### **pytest-db**

*last release:* Dec 04, 2019, *status:* N/A, *requires:* N/A

Session scope fixture “db” for mysql query or change

### **pytest-dbfixtures**

*last release:* Dec 07, 2016, *status:* 4 - Beta, *requires:* N/A

Databases fixtures plugin for py.test.

### **pytest-db-plugin**

*last release:* Nov 27, 2021, *status:* N/A, *requires:* pytest (>=5.0)

### **pytest-dbt**

*last release:* Jun 08, 2023, *status:* 2 - Pre-Alpha, *requires:* pytest (>=7.0.0,<8.0.0)

Unit test dbt models with standard python tooling

### **pytest-dbt-adapter**

*last release:* Nov 24, 2021, *status:* N/A, *requires:* pytest (<7,>=6)

A pytest plugin for testing dbt adapter plugins

### **pytest-dbt-conventions**

*last release:* Mar 02, 2022, *status:* N/A, *requires:* pytest (>=6.2.5,<7.0.0)

A pytest plugin for linting a dbt project's conventions

### **pytest-dbt-core**

*last release:* Aug 25, 2023, *status:* N/A, *requires:* pytest >=6.2.5 ; extra == 'test'

Pytest extension for dbt.

#### pytest-dbus-notification

*last release:* Mar 05, 2014, *status:* 5 - Production/Stable, *requires:* N/A

D-BUS notifications for pytest results.

#### pytest-dbx

*last release:* Nov 29, 2022, *status:* N/A, *requires:* pytest (>=7.1.3,<8.0.0)

Pytest plugin to run unit tests for dbx (Databricks CLI extensions) related code

#### pytest-dc

*last release:* Aug 16, 2023, *status:* 5 - Production/Stable, *requires:* pytest >=3.3

Manages Docker containers during your integration tests

#### pytest-deadfixtures

*last release:* Jul 23, 2020, *status:* 5 - Production/Stable, *requires:* N/A

A simple plugin to list unused fixtures in pytest

#### pytest-deduplicate

*last release:* Aug 12, 2023, *status:* 4 - Beta, *requires:* pytest

Identifies duplicate unit tests

#### pytest-deepcov

*last release:* Mar 30, 2021, *status:* N/A, *requires:* N/A

deepcov

#### pytest-defer

*last release:* Aug 24, 2021, *status:* N/A, *requires:* N/A

#### pytest-demo-plugin

*last release:* May 15, 2021, *status:* N/A, *requires:* N/A

pytest示例插件

#### pytest-dependency

*last release:* Feb 14, 2020, *status:* 4 - Beta, *requires:* N/A

Manage dependencies of tests

#### pytest-depends

*last release:* Apr 05, 2020, *status:* 5 - Production/Stable, *requires:* pytest (>=3)

Tests that depend on other tests

#### pytest-deprecate

*last release:* Jul 01, 2019, *status:* N/A, *requires:* N/A

Mark tests as testing a deprecated feature with a warning note.

#### pytest-describe

*last release:* Apr 09, 2023, *status:* 5 - Production/Stable, *requires:* pytest (<8,>=4.6)

Describe-style plugin for pytest

#### pytest-describe-it

*last release:* Jul 19, 2019, *status:* 4 - Beta, *requires:* pytest

plugin for rich text descriptions

#### pytest-devpi-server

*last release:* May 28, 2019, *status:* 5 - Production/Stable, *requires:* pytest

DevPI server fixture for py.test

### pytest-dhos

*last release:* Sep 07, 2022, *status:* N/A, *requires:* N/A

Common fixtures for pytest in DHOS services and libraries

### pytest-diamond

*last release:* Aug 31, 2015, *status:* 4 - Beta, *requires:* N/A

pytest plugin for diamond

### pytest-dicom

*last release:* Dec 19, 2018, *status:* 3 - Alpha, *requires:* pytest

pytest plugin to provide DICOM fixtures

### pytest-dictsdiff

*last release:* Jul 26, 2019, *status:* N/A, *requires:* N/A

### pytest-diff

*last release:* Mar 30, 2019, *status:* 4 - Beta, *requires:* pytest (>=3.5.0)

A simple plugin to use with pytest

### pytest-diffee

*last release:* Feb 10, 2023, *status:* N/A, *requires:* N/A

A package to prevent Dependency Confusion attacks against Yandex.

### pytest-diff-selector

*last release:* Feb 24, 2022, *status:* 4 - Beta, *requires:* pytest (>=6.2.2) ; extra == 'all'

Get tests affected by code changes (using git)

### pytest-difido

*last release:* Oct 23, 2022, *status:* 4 - Beta, *requires:* pytest (>=4.0.0)

PyTest plugin for generating Difido reports

### pytest-dir-equal

*last release:* Dec 11, 2023, *status:* 4 - Beta, *requires:* pytest>=7.3.2

pytest-dir-equals is a pytest plugin providing helpers to assert directories equality allowing golden testing

### pytest-disable

*last release:* Sep 10, 2015, *status:* 4 - Beta, *requires:* N/A

pytest plugin to disable a test and skip it from testrun

### pytest-disable-plugin

*last release:* Feb 28, 2019, *status:* 4 - Beta, *requires:* pytest (>=3.5.0)

Disable plugins per test

### pytest-discord

*last release:* Oct 18, 2023, *status:* 4 - Beta, *requires:* pytest !=6.0.0,<8,>=3.3.2

A pytest plugin to notify test results to a Discord channel.

### pytest-django

*last release:* Nov 08, 2023, *status:* 5 - Production/Stable, *requires:* pytest >=7.0.0

A Django plugin for pytest.

### pytest-django-ahead

*last release:* Oct 27, 2016, *status:* 5 - Production/Stable, *requires:* pytest (>=2.9)

A Django plugin for pytest.

#### **pytest-djangoapp**

*last release:* May 19, 2023, *status:* 4 - Beta, *requires:* pytest

Nice pytest plugin to help you with Django pluggable application testing.

#### **pytest-django-cache-xdist**

*last release:* May 12, 2020, *status:* 4 - Beta, *requires:* N/A

A djangocachexdist plugin for pytest

#### **pytest-django-casperjs**

*last release:* Mar 15, 2015, *status:* 2 - Pre-Alpha, *requires:* N/A

Integrate CasperJS with your django tests as a pytest fixture.

#### **pytest-django-class**

*last release:* Aug 08, 2023, *status:* 4 - Beta, *requires:* N/A

A pytest plugin for running django in class-scoped fixtures

#### **pytest-django-dotenv**

*last release:* Nov 26, 2019, *status:* 4 - Beta, *requires:* pytest (>=2.6.0)

Pytest plugin used to setup environment variables with django-dotenv

#### **pytest-django-factories**

*last release:* Nov 12, 2020, *status:* 4 - Beta, *requires:* N/A

Factories for your Django models that can be used as Pytest fixtures.

#### **pytest-django-filefield**

*last release:* May 09, 2022, *status:* 5 - Production/Stable, *requires:* pytest >= 5.2

Replaces FileField.storage with something you can patch globally.

#### **pytest-django-gcir**

*last release:* Mar 06, 2018, *status:* 5 - Production/Stable, *requires:* N/A

A Django plugin for pytest.

#### **pytest-django-haystack**

*last release:* Sep 03, 2017, *status:* 5 - Production/Stable, *requires:* pytest (>=2.3.4)

Cleanup your Haystack indexes between tests

#### **pytest-django-ifactory**

*last release:* Aug 27, 2023, *status:* 5 - Production/Stable, *requires:* N/A

A model instance factory for pytest-django

#### **pytest-django-lite**

*last release:* Jan 30, 2014, *status:* N/A, *requires:* N/A

The bare minimum to integrate py.test with Django.

#### **pytest-django-liveserver-ssl**

*last release:* Jan 20, 2022, *status:* 3 - Alpha, *requires:* N/A

#### **pytest-django-model**

*last release:* Feb 14, 2019, *status:* 4 - Beta, *requires:* N/A

A Simple Way to Test your Django Models

#### **pytest-django-ordering**

*last release:* Jul 25, 2019, *status:* 5 - Production/Stable, *requires:* pytest (>=2.3.0)

A pytest plugin for preserving the order in which Django runs tests.



#### **pytest-django-queries**

*last release:* Mar 01, 2021, *status:* N/A, *requires:* N/A

Generate performance reports from your django database performance tests.

#### **pytest-djangorestframework**

*last release:* Aug 11, 2019, *status:* 4 - Beta, *requires:* N/A

A djangorestframework plugin for pytest

#### **pytest-django-rq**

*last release:* Apr 13, 2020, *status:* 4 - Beta, *requires:* N/A

A pytest plugin to help writing unit test for django-rq

#### **pytest-django-sqlcounts**

*last release:* Jun 16, 2015, *status:* 4 - Beta, *requires:* N/A

py.test plugin for reporting the number of SQLs executed per django testcase.

#### **pytest-django-testing-postgresql**

*last release:* Jan 31, 2022, *status:* 4 - Beta, *requires:* N/A

Use a temporary PostgreSQL database with pytest-django

#### **pytest-doc**

*last release:* Jun 28, 2015, *status:* 5 - Production/Stable, *requires:* N/A

A documentation plugin for py.test.

#### **pytest-docfiles**

*last release:* Dec 22, 2021, *status:* 4 - Beta, *requires:* pytest (>=3.7.0)

pytest plugin to test codeblocks in your documentation.

#### **pytest-docgen**

*last release:* Apr 17, 2020, *status:* N/A, *requires:* N/A

An RST Documentation Generator for pytest-based test suites

#### **pytest-docker**

*last release:* Sep 01, 2023, *status:* N/A, *requires:* pytest <8.0,>=4.0

Simple pytest fixtures for Docker and Docker Compose based tests

#### **pytest-docker-apache-fixtures**

*last release:* Feb 16, 2022, *status:* 4 - Beta, *requires:* pytest

Pytest fixtures for testing with apache2 (httpd).

#### **pytest-docker-butla**

*last release:* Jun 16, 2019, *status:* 3 - Alpha, *requires:* N/A

#### **pytest-dockerc**

*last release:* Oct 09, 2020, *status:* 5 - Production/Stable, *requires:* pytest (>=3.0)

Run, manage and stop Docker Compose project from Docker API

#### **pytest-docker-compose**

*last release:* Jan 26, 2021, *status:* 5 - Production/Stable, *requires:* pytest (>=3.3)

Manages Docker containers during your integration tests

#### **pytest-docker-db**

*last release:* Mar 20, 2021, *status:* 5 - Production/Stable, *requires:* pytest (>=3.1.1)

A plugin to use docker databases for pytests

**pytest-docker-fixtures**

*last release:* Nov 17, 2023, *status:* 3 - Alpha, *requires:* N/A

pytest docker fixtures

**pytest-docker-git-fixtures**

*last release:* Feb 09, 2022, *status:* 4 - Beta, *requires:* pytest

Pytest fixtures for testing with git scm.

**pytest-docker-haproxy-fixtures**

*last release:* Feb 09, 2022, *status:* 4 - Beta, *requires:* pytest

Pytest fixtures for testing with haproxy.

**pytest-docker-pexpect**

*last release:* Jan 14, 2019, *status:* N/A, *requires:* pytest

pytest plugin for writing functional tests with pexpect and docker

**pytest-docker-postgresql**

*last release:* Sep 24, 2019, *status:* 4 - Beta, *requires:* pytest ( $\geq 3.5.0$ )

A simple plugin to use with pytest

**pytest-docker-py**

*last release:* Nov 27, 2018, *status:* N/A, *requires:* pytest ( $=4.0.0$ )

Easy to use, simple to extend, pytest plugin that minimally leverages docker-py.

**pytest-docker-registry-fixtures**

*last release:* Apr 08, 2022, *status:* 4 - Beta, *requires:* pytest

Pytest fixtures for testing with docker registries.

**pytest-docker-service**

*last release:* Feb 22, 2023, *status:* 3 - Alpha, *requires:* pytest ( $\geq 7.1.3$ )

pytest plugin to start docker container

**pytest-docker-squid-fixtures**

*last release:* Feb 09, 2022, *status:* 4 - Beta, *requires:* pytest

Pytest fixtures for testing with squid.

**pytest-docker-tools**

*last release:* Feb 17, 2022, *status:* 4 - Beta, *requires:* pytest ( $\geq 6.0.1$ )

Docker integration tests for pytest

**pytest-docs**

*last release:* Nov 11, 2018, *status:* 4 - Beta, *requires:* pytest ( $\geq 3.5.0$ )

Documentation tool for pytest

**pytest-docstyle**

*last release:* Mar 23, 2020, *status:* 3 - Alpha, *requires:* N/A

pytest plugin to run pydocstyle

**pytest-doctest-custom**

*last release:* Jul 25, 2016, *status:* 4 - Beta, *requires:* N/A

A py.test plugin for customizing string representations of doctest results.

#### **pytest-doctest-ellipsis-markers**

*last release:* Jan 12, 2018, *status:* 4 - Beta, *requires:* N/A

Setup additional values for ELLIPSIS\_MARKER for doctests

#### **pytest-doctest-import**

*last release:* Nov 13, 2018, *status:* 4 - Beta, *requires:* pytest (>=3.3.0)

A simple pytest plugin to import names and add them to the doctest namespace.

#### **pytest-doctestplus**

*last release:* Dec 13, 2023, *status:* 5 - Production/Stable, *requires:* pytest >=4.6

Pytest plugin with advanced doctest features.

#### **pytest-dogu-report**

*last release:* Jul 07, 2023, *status:* N/A, *requires:* N/A

pytest plugin for dogu report

#### **pytest-dogu-sdk**

*last release:* Dec 14, 2023, *status:* N/A, *requires:* N/A

pytest plugin for the Dogu

#### **pytest-dolphin**

*last release:* Nov 30, 2016, *status:* 4 - Beta, *requires:* pytest (==3.0.4)

Some extra stuff that we use ininternally

#### **pytest-donde**

*last release:* Oct 01, 2023, *status:* 4 - Beta, *requires:* pytest >=7.3.1

record pytest session characteristics per test item (coverage and duration) into a persistent file and use them in your own plugin or script.

#### **pytest-doorstop**

*last release:* Jun 09, 2020, *status:* 4 - Beta, *requires:* pytest (>=3.5.0)

A pytest plugin for adding test results into doorstop items.

#### **pytest-dotenv**

*last release:* Jun 16, 2020, *status:* 4 - Beta, *requires:* pytest (>=5.0.0)

A py.test plugin that parses environment files before running tests

#### **pytest-dot-only-pkcopley**

*last release:* Oct 27, 2023, *status:* N/A, *requires:* N/A

A Pytest marker for only running a single test

#### **pytest-draw**

*last release:* Mar 21, 2023, *status:* 3 - Alpha, *requires:* pytest

Pytest plugin for randomly selecting a specific number of tests

#### **pytest-drf**

*last release:* Jul 12, 2022, *status:* 5 - Production/Stable, *requires:* pytest (>=3.7)

A Django REST framework plugin for pytest.

#### **pytest-drivings**

*last release:* Jan 13, 2021, *status:* N/A, *requires:* N/A

Tool to allow webdriver automation to be ran locally or remotely

### pytest-drop-dup-tests

*last release:* May 23, 2020, *status:* 4 - Beta, *requires:* pytest (>=2.7)

A Pytest plugin to drop duplicated tests during collection

### pytest-dryrun

*last release:* Jul 18, 2023, *status:* 5 - Production/Stable, *requires:* pytest (>=7.4.0,<8.0.0)

A Pytest plugin to ignore tests during collection without reporting them in the test summary.

### pytest-dummynet

*last release:* Dec 15, 2021, *status:* 5 - Production/Stable, *requires:* pytest

A py.test plugin providing access to a dummynet.

### pytest-dump2json

*last release:* Jun 29, 2015, *status:* N/A, *requires:* N/A

A pytest plugin for dumping test results to json.

### pytest-duration-insights

*last release:* Jun 25, 2021, *status:* N/A, *requires:* N/A

### pytest-durations

*last release:* Apr 22, 2022, *status:* 5 - Production/Stable, *requires:* pytest (>=4.6)

Pytest plugin reporting fixtures and test functions execution time.

### pytest-dynamicrerun

*last release:* Aug 15, 2020, *status:* 4 - Beta, *requires:* N/A

A pytest plugin to rerun tests dynamically based off of test outcome and output.

### pytest-dynamodb

*last release:* Jun 12, 2023, *status:* 5 - Production/Stable, *requires:* pytest

DynamoDB fixtures for pytest

### pytest-easy-adoption

*last release:* Jan 22, 2020, *status:* N/A, *requires:* N/A

pytest-easy-adoption: Easy way to work with pytest adoption

### pytest-easy-api

*last release:* Mar 26, 2018, *status:* N/A, *requires:* N/A

Simple API testing with pytest

### pytest-easyMPI

*last release:* Oct 21, 2020, *status:* N/A, *requires:* N/A

Package that supports mpi tests in pytest

### pytest-easyread

*last release:* Nov 17, 2017, *status:* N/A, *requires:* N/A

pytest plugin that makes terminal printouts of the reports easier to read

### pytest-easy-server

*last release:* May 01, 2021, *status:* 4 - Beta, *requires:* pytest (<5.0.0,>=4.3.1) ; python\_version < "3.5"

Pytest plugin for easy testing against servers

### pytest-ebics-sandbox

*last release:* Aug 15, 2022, *status:* N/A, *requires:* N/A

A pytest plugin for testing against an EBICS sandbox server. Requires docker.

### pytest-ec2

*last release:* Oct 22, 2019, *status:* 3 - Alpha, *requires:* N/A

Pytest execution on EC2 instance

### pytest-echo

*last release:* Dec 05, 2023, *status:* 5 - Production/Stable, *requires:* pytest >=2.2

pytest plugin with mechanisms for echoing environment variables, package version and generic attributes

### pytest-ekstazi

*last release:* Sep 10, 2022, *status:* N/A, *requires:* pytest

Pytest plugin to select test using Ekstazi algorithm

### pytest-elasticsearch

*last release:* Sep 13, 2023, *status:* 5 - Production/Stable, *requires:* pytest >=7.0

Elasticsearch fixtures and fixture factories for Pytest.

### pytest-elements

*last release:* Jan 13, 2021, *status:* N/A, *requires:* pytest (>=5.4,<6.0)

Tool to help automate user interfaces

### pytest-eliot

*last release:* Aug 31, 2022, *status:* 1 - Planning, *requires:* pytest (>=5.4.0)

An eliot plugin for pytest.

### pytest-elt-reporter

*last release:* Jan 24, 2021, *status:* 4 - Beta, *requires:* pytest (>=3.5.0)

A simple plugin to use with pytest

### pytest-email

*last release:* Jul 08, 2020, *status:* N/A, *requires:* pytest

Send execution result email

### pytest-embedded

*last release:* Dec 29, 2023, *status:* 5 - Production/Stable, *requires:* pytest>=7.0

A pytest plugin that designed for embedded testing.

### pytest-embedded-arduino

*last release:* Dec 29, 2023, *status:* 5 - Production/Stable, *requires:* N/A

Make pytest-embedded plugin work with Arduino.

### pytest-embedded-idf

*last release:* Dec 29, 2023, *status:* 5 - Production/Stable, *requires:* N/A

Make pytest-embedded plugin work with ESP-IDF.

### pytest-embedded-jtag

*last release:* Dec 29, 2023, *status:* 5 - Production/Stable, *requires:* N/A

Make pytest-embedded plugin work with JTAG.

### pytest-embedded-qemu

*last release:* Dec 29, 2023, *status:* 5 - Production/Stable, *requires:* N/A

Make pytest-embedded plugin work with QEMU.

#### pytest-embedded-serial

*last release:* Dec 29, 2023, *status:* 5 - Production/Stable, *requires:* N/A

Make pytest-embedded plugin work with Serial.

#### pytest-embedded-serial-esp

*last release:* Dec 29, 2023, *status:* 5 - Production/Stable, *requires:* N/A

Make pytest-embedded plugin work with Espressif target boards.

#### pytest-embedded-wokwi

*last release:* Dec 29, 2023, *status:* 5 - Production/Stable, *requires:* N/A

Make pytest-embedded plugin work with the Wokwi CLI.

#### pytest-embrace

*last release:* Mar 25, 2023, *status:* N/A, *requires:* pytest (>=7.0,<8.0)

♥ Dataclasses-as-tests. Describe the runtime once and multiply coverage with no boilerplate.

#### pytest-emoji

*last release:* Feb 19, 2019, *status:* 4 - Beta, *requires:* pytest (>=4.2.1)

A pytest plugin that adds emojis to your test result report

#### pytest-emoji-output

*last release:* Apr 09, 2023, *status:* 4 - Beta, *requires:* pytest (==7.0.1)

Pytest plugin to represent test output with emoji support

#### pytest-enabler

*last release:* Dec 23, 2023, *status:* 5 - Production/Stable, *requires:* pytest >=6 ; extra == 'testing'

Enable installed pytest plugins

#### pytest-encode

*last release:* Nov 06, 2021, *status:* N/A, *requires:* N/A

set your encoding and logger

#### pytest-encode-kane

*last release:* Nov 16, 2021, *status:* N/A, *requires:* pytest

set your encoding and logger

#### pytest-encoding

*last release:* Aug 11, 2023, *status:* N/A, *requires:* pytest

set your encoding and logger

#### pytest-enhanced-reports

*last release:* Dec 15, 2022, *status:* N/A, *requires:* N/A

Enhanced test reports for pytest

#### pytest-enhancements

*last release:* Oct 30, 2019, *status:* 4 - Beta, *requires:* N/A

Improvements for pytest (rejected upstream)

#### pytest-env

*last release:* Nov 28, 2023, *status:* 5 - Production/Stable, *requires:* pytest>=7.4.3

pytest plugin that allows you to add environment variables.

#### pytest-envfiles

*last release:* Oct 08, 2015, *status:* 3 - Alpha, *requires:* N/A

A py.test plugin that parses environment files before running tests

#### pytest-env-info

*last release:* Nov 25, 2017, *status:* 4 - Beta, *requires:* pytest (>=3.1.1)

Push information about the running pytest into envvars

#### pytest-envraw

*last release:* Aug 27, 2020, *status:* 4 - Beta, *requires:* pytest (>=2.6.0)

py.test plugin that allows you to add environment variables.

#### pytest-envvars

*last release:* Jun 13, 2020, *status:* 5 - Production/Stable, *requires:* pytest (>=3.0.0)

Pytest plugin to validate use of envvars on your tests

#### pytest-env-yaml

*last release:* Apr 02, 2019, *status:* N/A, *requires:* N/A

#### pytest-eradicate

*last release:* Sep 08, 2020, *status:* N/A, *requires:* pytest (>=2.4.2)

pytest plugin to check for commented out code

#### pytest-error-for-skips

*last release:* Dec 19, 2019, *status:* 4 - Beta, *requires:* pytest (>=4.6)

Pytest plugin to treat skipped tests a test failure

#### pytest-eth

*last release:* Aug 14, 2020, *status:* 1 - Planning, *requires:* N/A

PyTest plugin for testing Smart Contracts for Ethereum Virtual Machine (EVM).

#### pytest-ethereum

*last release:* Jun 24, 2019, *status:* 3 - Alpha, *requires:* pytest (==3.3.2); extra == 'dev'

pytest-ethereum: Pytest library for ethereum projects.

#### pytest-eucalyptus

*last release:* Jun 28, 2022, *status:* N/A, *requires:* pytest (>=4.2.0)

Pytest Plugin for BDD

#### pytest-eventlet

*last release:* Oct 04, 2021, *status:* N/A, *requires:* pytest ; extra == 'dev'

Applies eventlet monkey-patch as a pytest plugin.

#### pytest-examples

*last release:* Jul 11, 2023, *status:* 4 - Beta, *requires:* pytest>=7

Pytest plugin for testing examples in docstrings and markdown files.

#### pytest-excel

*last release:* Sep 14, 2023, *status:* 5 - Production/Stable, *requires:* N/A

pytest plugin for generating excel reports

#### pytest-exceptional

*last release:* Mar 16, 2017, *status:* 4 - Beta, *requires:* N/A

Better exceptions

#### pytest-exception-script

*last release:* Aug 04, 2020, *status:* 3 - Alpha, *requires:* pytest

Walk your code through exception script to check it's resiliency to failures.

#### pytest-executable

*last release:* Oct 07, 2023, *status:* N/A, *requires:* pytest <8,>=5

pytest plugin for testing executables

#### pytest-execution-timer

*last release:* Dec 24, 2021, *status:* 4 - Beta, *requires:* N/A

A timer for the phases of Pytest's execution.

#### pytest-expect

*last release:* Apr 21, 2016, *status:* 4 - Beta, *requires:* N/A

py.test plugin to store test expectations and mark tests based on them

#### pytest-expectdir

*last release:* Mar 19, 2023, *status:* 5 - Production/Stable, *requires:* pytest (>=5.0)

A pytest plugin to provide initial/expected directories, and check a test transforms the initial directory to the expected one

#### pytest-expecter

*last release:* Sep 18, 2022, *status:* 5 - Production/Stable, *requires:* N/A

Better testing with expecter and pytest.

#### pytest-expectr

*last release:* Oct 05, 2018, *status:* N/A, *requires:* pytest (>=2.4.2)

This plugin is used to expect multiple assert using pytest framework.

#### pytest-expect-test

*last release:* Apr 10, 2023, *status:* 4 - Beta, *requires:* pytest (>=3.5.0)

A fixture to support expect tests in pytest

#### pytest-experiments

*last release:* Dec 13, 2021, *status:* 4 - Beta, *requires:* pytest (>=6.2.5,<7.0.0)

A pytest plugin to help developers of research-oriented software projects keep track of the results of their numerical experiments.

#### pytest-explicit

*last release:* Jun 15, 2021, *status:* 5 - Production/Stable, *requires:* pytest

A Pytest plugin to ignore certain marked tests by default

#### pytest-exploratory

*last release:* Aug 18, 2023, *status:* N/A, *requires:* pytest (>=6.2)

Interactive console for pytest.

#### pytest-explorer

*last release:* Aug 01, 2023, *status:* N/A, *requires:* N/A

terminal ui for exploring and running tests

#### pytest-extensions

*last release:* Aug 17, 2022, *status:* 4 - Beta, *requires:* pytest ; extra == 'testing'

A collection of helpers for pytest to ease testing



### **pytest-external-blockers**

*last release:* Oct 05, 2021, *status:* N/A, *requires:* pytest

a special outcome for tests that are blocked for external reasons

### **pytest-extra-durations**

*last release:* Apr 21, 2020, *status:* 4 - Beta, *requires:* pytest (>=3.5.0)

A pytest plugin to get durations on a per-function basis and per module basis.

### **pytest-extra-markers**

*last release:* Mar 05, 2023, *status:* 4 - Beta, *requires:* pytest

Additional pytest markers to dynamically enable/disable tests via CLI flags

### **pytest-fabric**

*last release:* Sep 12, 2018, *status:* 5 - Production/Stable, *requires:* N/A

Provides test utilities to run fabric task tests by using docker containers

### **pytest-factor**

*last release:* Feb 10, 2023, *status:* N/A, *requires:* N/A

A package to prevent Dependency Confusion attacks against Yandex.

### **pytest-factory**

*last release:* Sep 06, 2020, *status:* 3 - Alpha, *requires:* pytest (>4.3)

Use factories for test setup with py.test

### **pytest-factoryboy**

*last release:* Oct 10, 2023, *status:* 6 - Mature, *requires:* pytest (>=6.2)

Factory Boy support for pytest.

### **pytest-factoryboy-fixtures**

*last release:* Jun 25, 2020, *status:* N/A, *requires:* N/A

Generates pytest fixtures that allow the use of type hinting

### **pytest-factoryboy-state**

*last release:* Mar 22, 2022, *status:* 5 - Production/Stable, *requires:* pytest (>=5.0)

Simple factoryboy random state management

### **pytest-failed-screen-record**

*last release:* Jan 05, 2023, *status:* 4 - Beta, *requires:* pytest (>=7.1.2d,<8.0.0)

Create a video of the screen when pytest fails

### **pytest-failed-screenshot**

*last release:* Apr 21, 2021, *status:* N/A, *requires:* N/A

Test case fails,take a screenshot,save it,attach it to the allure

### **pytest-failed-to-verify**

*last release:* Aug 08, 2019, *status:* 5 - Production/Stable, *requires:* pytest (>=4.1.0)

A pytest plugin that helps better distinguishing real test failures from setup flakiness.

### **pytest-fail-slow**

*last release:* Oct 21, 2023, *status:* N/A, *requires:* pytest >=6.0

Fail tests that take too long to run

**pytest-faker**

*last release:* Dec 19, 2016, *status:* 6 - Mature, *requires:* N/A

Faker integration with the pytest framework.

**pytest-falcon**

*last release:* Sep 07, 2016, *status:* 4 - Beta, *requires:* N/A

Pytest helpers for Falcon.

**pytest-falcon-client**

*last release:* Mar 19, 2019, *status:* N/A, *requires:* N/A

Pytest `client` fixture for the Falcon Framework

**pytest-fantasy**

*last release:* Mar 14, 2019, *status:* N/A, *requires:* N/A

Pytest plugin for Flask Fantasy Framework

**pytest-fastapi**

*last release:* Dec 27, 2020, *status:* N/A, *requires:* N/A

**pytest-fastapi-deps**

*last release:* Jul 20, 2022, *status:* 5 - Production/Stable, *requires:* pytest

A fixture which allows easy replacement of fastapi dependencies for testing

**pytest-fastest**

*last release:* Oct 04, 2023, *status:* 4 - Beta, *requires:* pytest ( $\geq 4.4$ )

Use SCM and coverage to run only needed tests

**pytest-fast-first**

*last release:* Jan 19, 2023, *status:* 3 - Alpha, *requires:* pytest

Pytest plugin that runs fast tests first

**pytest-faulthandler**

*last release:* Jul 04, 2019, *status:* 6 - Mature, *requires:* pytest ( $\geq 5.0$ )

py.test plugin that activates the fault handler module for tests (dummy package)

**pytest-fauxfactory**

*last release:* Dec 06, 2017, *status:* 5 - Production/Stable, *requires:* pytest ( $\geq 3.2$ )

Integration of fauxfactory into pytest.

**pytest-fgleaf**

*last release:* Jan 18, 2010, *status:* 5 - Production/Stable, *requires:* N/A

py.test fgleaf coverage plugin

**pytest-filecov**

*last release:* Jun 27, 2021, *status:* 4 - Beta, *requires:* pytest

A pytest plugin to detect unused files

**pytest-filedata**

*last release:* Jan 17, 2019, *status:* 4 - Beta, *requires:* N/A

easily load data from files

**pytest-filemarker**

*last release:* Dec 01, 2020, *status:* N/A, *requires:* pytest

A pytest plugin that runs marked tests when files change.

**pytest-file-watcher**

*last release:* Mar 23, 2023, *status:* N/A, *requires:* pytest

Pytest-File-Watcher is a CLI tool that watches for changes in your code and runs pytest on the changed files.

**pytest-filter-case**

*last release:* Nov 05, 2020, *status:* N/A, *requires:* N/A

run test cases filter by mark

**pytest-filter-subpackage**

*last release:* Dec 12, 2022, *status:* 3 - Alpha, *requires:* pytest (>=3.0)

Pytest plugin for filtering based on sub-packages

**pytest-find-dependencies**

*last release:* Apr 09, 2022, *status:* 4 - Beta, *requires:* pytest (>=4.3.0)

A pytest plugin to find dependencies between tests

**pytest-finer-verdicts**

*last release:* Jun 18, 2020, *status:* N/A, *requires:* pytest (>=5.4.3)

A pytest plugin to treat non-assertion failures as test errors.

**pytest-firefox**

*last release:* Aug 08, 2017, *status:* 3 - Alpha, *requires:* pytest (>=3.0.2)

pytest plugin to manipulate firefox

**pytest-fixture-classes**

*last release:* Sep 02, 2023, *status:* 5 - Production/Stable, *requires:* pytest

Fixtures as classes that work well with dependency injection, autocompletion, type checkers, and language servers

**pytest-fixturecollection**

*last release:* Nov 09, 2023, *status:* 4 - Beta, *requires:* pytest >=3.5.0

A pytest plugin to collect tests based on fixtures being used by tests

**pytest-fixture-config**

*last release:* May 28, 2019, *status:* 5 - Production/Stable, *requires:* pytest

Fixture configuration utils for py.test

**pytest-fixture-maker**

*last release:* Sep 21, 2021, *status:* N/A, *requires:* N/A

Pytest plugin to load fixtures from YAML files

**pytest-fixture-marker**

*last release:* Oct 11, 2020, *status:* 5 - Production/Stable, *requires:* N/A

A pytest plugin to add markers based on fixtures used.

**pytest-fixture-order**

*last release:* May 16, 2022, *status:* 5 - Production/Stable, *requires:* pytest (>=3.0)

pytest plugin to control fixture evaluation order

**pytest-fixture-ref**

*last release:* Nov 17, 2022, *status:* 4 - Beta, *requires:* N/A

Lets users reference fixtures without name matching magic.

**pytest-fixture-rtttg**

*last release:* Feb 23, 2022, *status:* N/A, *requires:* pytest (>=7.0.1,<8.0.0)

Warn or fail on fixture name clash

**pytest-fixtures**

*last release:* May 01, 2019, *status:* 5 - Production/Stable, *requires:* N/A

Common fixtures for pytest

**pytest-fixture-tools**

*last release:* Aug 18, 2020, *status:* 6 - Mature, *requires:* pytest

Plugin for pytest which provides tools for fixtures

**pytest-fixture-typecheck**

*last release:* Aug 24, 2021, *status:* N/A, *requires:* pytest

A pytest plugin to assert type annotations at runtime.

**pytest-flake8**

*last release:* Mar 18, 2022, *status:* 4 - Beta, *requires:* pytest (>=7.0)

pytest plugin to check FLAKE8 requirements

**pytest-flake8-path**

*last release:* Jul 10, 2023, *status:* 5 - Production/Stable, *requires:* pytest

A pytest fixture for testing flake8 plugins.

**pytest-flake8-v2**

*last release:* Mar 01, 2022, *status:* 5 - Production/Stable, *requires:* pytest (>=7.0)

pytest plugin to check FLAKE8 requirements

**pytest-flakefinder**

*last release:* Oct 26, 2022, *status:* 4 - Beta, *requires:* pytest (>=2.7.1)

Runs tests multiple times to expose flakiness.

**pytest-flakes**

*last release:* Dec 02, 2021, *status:* 5 - Production/Stable, *requires:* pytest (>=5)

pytest plugin to check source code with pyflakes

**pytest-flaptastic**

*last release:* Mar 17, 2019, *status:* N/A, *requires:* N/A

Flaptastic py.test plugin

**pytest-flask**

*last release:* Oct 23, 2023, *status:* 5 - Production/Stable, *requires:* pytest >=5.2

A set of py.test fixtures to test Flask applications.

**pytest-flask-ligand**

*last release:* Apr 25, 2023, *status:* 4 - Beta, *requires:* pytest (~=7.3)

Pytest fixtures and helper functions to use for testing flask-ligand microservices.

**pytest-flask-sqlalchemy**

*last release:* Apr 30, 2022, *status:* 4 - Beta, *requires:* pytest (>=3.2.1)

A pytest plugin for preserving test isolation in Flask-SQLAlchemy using database transactions.

### **pytest-flask-sqlalchemy-transactions**

*last release:* Aug 02, 2018, *status:* 4 - Beta, *requires:* pytest (>=3.2.1)

Run tests in transactions using pytest, Flask, and SQLAlchemy.

### **pytest-flexreport**

*last release:* Apr 15, 2023, *status:* 4 - Beta, *requires:* pytest

### **pytest-fluent**

*last release:* Jun 26, 2023, *status:* 4 - Beta, *requires:* pytest (>=7.0.0)

A pytest plugin in order to provide logs via fluentd

### **pytest-fluentbit**

*last release:* Jun 16, 2023, *status:* 4 - Beta, *requires:* pytest (>=7.0.0)

A pytest plugin in order to provide logs via fluentbit

### **pytest-flyte**

*last release:* May 03, 2021, *status:* N/A, *requires:* pytest

Pytest fixtures for simplifying Flyte integration testing

### **pytest-focus**

*last release:* May 04, 2019, *status:* 4 - Beta, *requires:* pytest

A pytest plugin that alerts user of failed test cases with screen notifications

### **pytest-forbid**

*last release:* Mar 07, 2023, *status:* N/A, *requires:* pytest (>=7.2.2,<8.0.0)

### **pytest-forcefail**

*last release:* May 15, 2018, *status:* 4 - Beta, *requires:* N/A

py.test plugin to make the test failing regardless of pytest.mark.xfail

### **pytest-forward-compatability**

*last release:* Sep 06, 2020, *status:* N/A, *requires:* N/A

A name to avoid typosquating pytest-foward-compatibility

### **pytest-forward-compatibility**

*last release:* Sep 29, 2020, *status:* N/A, *requires:* N/A

A pytest plugin to shim pytest commandline options for fowards compatibility

### **pytest-frappe**

*last release:* Oct 29, 2023, *status:* 4 - Beta, *requires:* pytest>=7.0.0

Pytest Frappe Plugin - A set of pytest fixtures to test Frappe applications

### **pytest-freezegun**

*last release:* Jul 19, 2020, *status:* 4 - Beta, *requires:* pytest (>=3.0.0)

Wrap tests with fixtures in freeze\_time

### **pytest-freezer**

*last release:* Jun 21, 2023, *status:* N/A, *requires:* pytest >= 3.6

Pytest plugin providing a fixture interface for spulec/freezegun

### **pytest-freeze-reqs**

*last release:* Apr 29, 2021, *status:* N/A, *requires:* N/A

Check if requirement files are frozen

**pytest-frozen-uuids**

*last release:* Apr 17, 2022, *status:* N/A, *requires:* pytest (>=3.0)

Deterministically frozen UUID's for your tests

**pytest-func-cov**

*last release:* Apr 15, 2021, *status:* 3 - Alpha, *requires:* pytest (>=5)

Pytest plugin for measuring function coverage

**pytest-funparam**

*last release:* Dec 02, 2021, *status:* 4 - Beta, *requires:* pytest >=4.6.0

An alternative way to parametrize test cases.

**pytest-fxa**

*last release:* Aug 28, 2018, *status:* 5 - Production/Stable, *requires:* N/A

pytest plugin for Firefox Accounts

**pytest-fxtest**

*last release:* Oct 27, 2020, *status:* N/A, *requires:* N/A

**pytest-fzf**

*last release:* Dec 15, 2023, *status:* 4 - Beta, *requires:* pytest >=6.0.0

fzf-based test selector for pytest

**pytest-gather-fixtures**

*last release:* Apr 12, 2022, *status:* N/A, *requires:* pytest (>=6.0.0)

set up asynchronous pytest fixtures concurrently

**pytest-gc**

*last release:* Feb 01, 2018, *status:* N/A, *requires:* N/A

The garbage collector plugin for py.test

**pytest-gcov**

*last release:* Feb 01, 2018, *status:* 3 - Alpha, *requires:* N/A

Uses gcov to measure test coverage of a C library

**pytest-gee**

*last release:* Dec 18, 2023, *status:* 3 - Alpha, *requires:* pytest

The Python plugin for your GEE based packages.

**pytest-gevent**

*last release:* Feb 25, 2020, *status:* N/A, *requires:* pytest

Ensure that gevent is properly patched when invoking pytest

**pytest-gherkin**

*last release:* Jul 27, 2019, *status:* 3 - Alpha, *requires:* pytest (>=5.0.0)

A flexible framework for executing BDD gherkin tests

**pytest-gh-log-group**

*last release:* Jan 11, 2022, *status:* 3 - Alpha, *requires:* pytest

pytest plugin for gh actions

**pytest-ghostinspector**

*last release:* May 17, 2016, *status:* 3 - Alpha, *requires:* N/A

For finding/executing Ghost Inspector tests

#### **pytest-girder**

*last release:* Dec 20, 2023, *status:* N/A, *requires:* N/A

A set of pytest fixtures for testing Girder applications.

#### **pytest-git**

*last release:* May 28, 2019, *status:* 5 - Production/Stable, *requires:* pytest

Git repository fixture for py.test

#### **pytest-gitconfig**

*last release:* Oct 15, 2023, *status:* 4 - Beta, *requires:* pytest>=7.1.2

Provide a gitconfig sandbox for testing

#### **pytest-gitcov**

*last release:* Jan 11, 2020, *status:* 2 - Pre-Alpha, *requires:* N/A

Pytest plugin for reporting on coverage of the last git commit.

#### **pytest-git-fixtures**

*last release:* Mar 11, 2021, *status:* 4 - Beta, *requires:* pytest

Pytest fixtures for testing with git.

#### **pytest-github**

*last release:* Mar 07, 2019, *status:* 5 - Production/Stable, *requires:* N/A

Plugin for py.test that associates tests with github issues using a marker.

#### **pytest-github-actions-annotate-failures**

*last release:* May 04, 2023, *status:* 5 - Production/Stable, *requires:* pytest (>=4.0.0)

pytest plugin to annotate failed tests with a workflow command for GitHub Actions

#### **pytest-github-report**

*last release:* Jun 03, 2022, *status:* 4 - Beta, *requires:* N/A

Generate a GitHub report using pytest in GitHub Workflows

#### **pytest-gitignore**

*last release:* Jul 17, 2015, *status:* 4 - Beta, *requires:* N/A

py.test plugin to ignore the same files as git

#### **pytest-gitlabci-parallelized**

*last release:* Mar 08, 2023, *status:* N/A, *requires:* N/A

Parallelize pytest across GitLab CI workers.

#### **pytest-gitlab-fold**

*last release:* Sep 15, 2023, *status:* 4 - Beta, *requires:* pytest >=2.6.0

Folds output sections in GitLab CI build log

#### **pytest-git-selector**

*last release:* Nov 17, 2022, *status:* N/A, *requires:* N/A

Utility to select tests that have had its dependencies modified (as identified by git diff)

#### **pytest-glamor-allure**

*last release:* Jul 22, 2022, *status:* 4 - Beta, *requires:* pytest

Extends allure-pytest functionality

**pytest-gnupg-fixtures**

*last release:* Mar 04, 2021, *status:* 4 - Beta, *requires:* pytest

Pytest fixtures for testing with gnupg.

**pytest-golden**

*last release:* Jul 18, 2022, *status:* N/A, *requires:* pytest ( $\geq 6.1.2$ )

Plugin for pytest that offloads expected outputs to data files

**pytest-goldie**

*last release:* May 23, 2023, *status:* 4 - Beta, *requires:* pytest ( $\geq 3.5.0$ )

A plugin to support golden tests with pytest.

**pytest-google-chat**

*last release:* Mar 27, 2022, *status:* 4 - Beta, *requires:* pytest

Notify google chat channel for test results

**pytest-graphql-schema**

*last release:* Oct 18, 2019, *status:* N/A, *requires:* N/A

Get graphql schema as fixture for pytest

**pytest-greendots**

*last release:* Feb 08, 2014, *status:* 3 - Alpha, *requires:* N/A

Green progress dots

**pytest-group-by-class**

*last release:* Jun 27, 2023, *status:* 5 - Production/Stable, *requires:* pytest ( $\geq 2.5$ )

A Pytest plugin for running a subset of your tests by splitting them in to groups of classes.

**pytest-growl**

*last release:* Jan 13, 2014, *status:* 5 - Production/Stable, *requires:* N/A

Growl notifications for pytest results.

**pytest-grpc**

*last release:* May 01, 2020, *status:* N/A, *requires:* pytest ( $\geq 3.6.0$ )

pytest plugin for grpc

**pytest-grunnur**

*last release:* Feb 05, 2023, *status:* N/A, *requires:* N/A

Py.Test plugin for Grunnur-based packages.

**pytest-hammertime**

*last release:* Jul 28, 2018, *status:* N/A, *requires:* pytest

Display “👌” instead of “.” for passed pytest tests.

**pytest-harmony**

*last release:* Jan 17, 2023, *status:* N/A, *requires:* pytest ( $\geq 7.2.1, < 8.0.0$ )

Chain tests and data with pytest

**pytest-harvest**

*last release:* Jun 10, 2022, *status:* 5 - Production/Stable, *requires:* N/A

Store data created during your pytest tests execution, and retrieve it at the end of the session, e.g. for applicative benchmarking purposes.



### **pytest-helm-chart**

*last release:* Jun 15, 2020, *status:* 4 - Beta, *requires:* pytest (>=5.4.2,<6.0.0)

A plugin to provide different types and configs of Kubernetes clusters that can be used for testing.

### **pytest-helm-charts**

*last release:* Sep 13, 2023, *status:* 4 - Beta, *requires:* pytest (>=7.1.2,<8.0.0)

A plugin to provide different types and configs of Kubernetes clusters that can be used for testing.

### **pytest-helper**

*last release:* May 31, 2019, *status:* 5 - Production/Stable, *requires:* N/A

Functions to help in using the pytest testing framework

### **pytest-helpers**

*last release:* May 17, 2020, *status:* N/A, *requires:* pytest

pytest helpers

### **pytest-helpers-namespaces**

*last release:* Dec 29, 2021, *status:* 5 - Production/Stable, *requires:* pytest (>=6.0.0)

Pytest Helpers Namespace Plugin

### **pytest-henry**

*last release:* Aug 29, 2023, *status:* N/A, *requires:* N/A

### **pytest-hidecaptured**

*last release:* May 04, 2018, *status:* 4 - Beta, *requires:* pytest (>=2.8.5)

Hide captured output

### **pytest-historic**

*last release:* Apr 08, 2020, *status:* N/A, *requires:* pytest

Custom report to display pytest historical execution records

### **pytest-historic-hook**

*last release:* Apr 08, 2020, *status:* N/A, *requires:* pytest

Custom listener to store execution results into MYSQL DB, which is used for pytest-historic report

### **pytest-history**

*last release:* Nov 20, 2023, *status:* N/A, *requires:* pytest (>=7.4.3,<8.0.0)

Pytest plugin to keep a history of your pytest runs

### **pytest-home**

*last release:* Oct 09, 2023, *status:* 5 - Production/Stable, *requires:* pytest

Home directory fixtures

### **pytest-homeassistant**

*last release:* Aug 12, 2020, *status:* 4 - Beta, *requires:* N/A

A pytest plugin for use with homeassistant custom components.

### **pytest-homeassistant-custom-component**

*last release:* Dec 15, 2023, *status:* 3 - Alpha, *requires:* pytest ==7.4.3

Experimental package to automatically extract test plugins for Home Assistant custom components

### **pytest-honey**

*last release:* Jan 07, 2022, *status:* 4 - Beta, *requires:* pytest (>=3.5.0)

A simple plugin to use with pytest

#### pytest-honors

*last release:* Mar 06, 2020, *status:* 4 - Beta, *requires:* N/A

Report on tests that honor constraints, and guard against regressions

#### pytest-hot-reloading

*last release:* Dec 27, 2023, *status:* N/A, *requires:* N/A

#### pytest-hot-test

*last release:* Dec 10, 2022, *status:* 4 - Beta, *requires:* pytest (>=3.5.0)

A plugin that tracks test changes

#### pytest-houdini

*last release:* Dec 25, 2023, *status:* N/A, *requires:* pytest

pytest plugin for testing code in Houdini.

#### pytest-hoverfly

*last release:* Jan 30, 2023, *status:* N/A, *requires:* pytest (>=5.0)

Simplify working with Hoverfly from pytest

#### pytest-hoverfly-wrapper

*last release:* Feb 27, 2023, *status:* 5 - Production/Stable, *requires:* pytest (>=3.7.0)

Integrates the Hoverfly HTTP proxy into Pytest

#### pytest-hpfeeds

*last release:* Feb 28, 2023, *status:* 4 - Beta, *requires:* pytest (>=6.2.4,<7.0.0)

Helpers for testing hpfeeds in your python project

#### pytest-html

*last release:* Nov 07, 2023, *status:* 5 - Production/Stable, *requires:* pytest>=7.0.0

pytest plugin for generating HTML reports

#### pytest-html-cn

*last release:* Aug 01, 2023, *status:* 5 - Production/Stable, *requires:* N/A

pytest plugin for generating HTML reports

#### pytest-html-lee

*last release:* Jun 30, 2020, *status:* 5 - Production/Stable, *requires:* pytest (>=5.0)

optimized pytest plugin for generating HTML reports

#### pytest-html-merger

*last release:* Nov 11, 2023, *status:* N/A, *requires:* N/A

Pytest HTML reports merging utility

#### pytest-html-object-storage

*last release:* Mar 04, 2022, *status:* 5 - Production/Stable, *requires:* N/A

Pytest report plugin for send HTML report on object-storage

#### pytest-html-profiling

*last release:* Feb 11, 2020, *status:* 5 - Production/Stable, *requires:* pytest (>=3.0)

Pytest plugin for generating HTML reports with per-test profiling and optionally call graph visualizations. Based on pytest-html by Dave Hunt.

#### pytest-html-reporter

*last release:* Feb 13, 2022, *status:* N/A, *requires:* N/A

Generates a static html report based on pytest framework

#### **pytest-html-report-merger**

*last release:* Oct 23, 2023, *status:* N/A, *requires:* N/A

#### **pytest-html-thread**

*last release:* Dec 29, 2020, *status:* 5 - Production/Stable, *requires:* N/A

pytest plugin for generating HTML reports

#### **pytest-http**

*last release:* Dec 05, 2019, *status:* N/A, *requires:* N/A

Fixture “http” for http requests

#### **pytest-httpbin**

*last release:* May 08, 2023, *status:* 5 - Production/Stable, *requires:* pytest ; extra == ‘test’

Easily test your HTTP library against a local copy of httpbin

#### **pytest-httpdbg**

*last release:* Dec 09, 2023, *status:* 3 - Alpha, *requires:* pytest >=7.0.0

A pytest plugin to record HTTP(S) requests with stack trace

#### **pytest-http-mocker**

*last release:* Oct 20, 2019, *status:* N/A, *requires:* N/A

Pytest plugin for http mocking (via <https://github.com/vilus/mocker>)

#### **pytest-httpretty**

*last release:* Feb 16, 2014, *status:* 3 - Alpha, *requires:* N/A

A thin wrapper of HTTPretty for pytest

#### **pytest-httpserver**

*last release:* May 22, 2023, *status:* 3 - Alpha, *requires:* N/A

pytest-httpserver is a httpserver for pytest

#### **pytest-httptesting**

*last release:* Jul 24, 2023, *status:* N/A, *requires:* pytest (>=7.2.0,<8.0.0)

http\_testing framework on top of pytest

#### **pytest-httpx**

*last release:* Dec 21, 2023, *status:* 5 - Production/Stable, *requires:* pytest ==7.\*

Send responses to httpx.

#### **pytest-httpx-blockage**

*last release:* Feb 16, 2023, *status:* N/A, *requires:* pytest (>=7.2.1)

Disable httpx requests during a test run

#### **pytest-hue**

*last release:* May 09, 2019, *status:* N/A, *requires:* N/A

Visualise PyTest status via your Phillips Hue lights

#### **pytest-hylang**

*last release:* Mar 28, 2021, *status:* N/A, *requires:* pytest

Pytest plugin to allow running tests written in hylang

### pytest-hypo-25

*last release:* Jan 12, 2020, *status:* 3 - Alpha, *requires:* N/A

help hypo module for pytest

### pytest-iam

*last release:* Dec 22, 2023, *status:* 3 - Alpha, *requires:* pytest (>=7.0.0,<8.0.0)

A fully functional OAuth2 / OpenID Connect (OIDC) server to be used in your testsuite

### pytest-ibutsu

*last release:* Aug 05, 2022, *status:* 4 - Beta, *requires:* pytest>=7.1

A plugin to sent pytest results to an Ibutsu server

### pytest-icdiff

*last release:* Dec 05, 2023, *status:* 4 - Beta, *requires:* pytest

use icdiff for better error messages in pytest assertions

### pytest-idapro

*last release:* Nov 03, 2018, *status:* N/A, *requires:* N/A

A pytest plugin for idapython. Allows a pytest setup to run tests outside and inside IDA in an automated manner by running pytest inside IDA and by mocking idapython api

### pytest-idem

*last release:* Dec 13, 2023, *status:* 5 - Production/Stable, *requires:* N/A

A pytest plugin to help with testing idem projects

### pytest-idempotent

*last release:* Jul 25, 2022, *status:* N/A, *requires:* N/A

Pytest plugin for testing function idempotence.

### pytest-ignore-flaky

*last release:* Oct 11, 2023, *status:* 5 - Production/Stable, *requires:* pytest >=6.0

ignore failures from flaky tests (pytest plugin)

### pytest-ignore-test-results

*last release:* Aug 17, 2023, *status:* 2 - Pre-Alpha, *requires:* pytest>=7.0

A pytest plugin to ignore test results.

### pytest-image-diff

*last release:* Mar 09, 2023, *status:* 3 - Alpha, *requires:* pytest

### pytest-image-snapshot

*last release:* Dec 01, 2023, *status:* 4 - Beta, *requires:* pytest >=3.5.0

A pytest plugin for image snapshot management and comparison.

### pytest-incremental

*last release:* Apr 24, 2021, *status:* 5 - Production/Stable, *requires:* N/A

an incremental test runner (pytest plugin)

### pytest-influxdb

*last release:* Apr 20, 2021, *status:* N/A, *requires:* N/A

Plugin for influxdb and pytest integration.

### pytest-info-collector

*last release:* May 26, 2019, *status:* 3 - Alpha, *requires:* N/A

pytest plugin to collect information from tests

#### **pytest-info-plugin**

*last release:* Sep 14, 2023, *status:* N/A, *requires:* N/A

Get executed interface information in pytest interface automation framework

#### **pytest-informative-node**

*last release:* Apr 25, 2019, *status:* 4 - Beta, *requires:* N/A

display more node information.

#### **pytest-infrastructure**

*last release:* Apr 12, 2020, *status:* 4 - Beta, *requires:* N/A

pytest stack validation prior to testing executing

#### **pytest-ini**

*last release:* Apr 26, 2022, *status:* N/A, *requires:* N/A

Reuse pytest.ini to store env variables

#### **pytest-inline**

*last release:* Oct 19, 2023, *status:* 4 - Beta, *requires:* pytest >=7.0.0

A pytest plugin for writing inline tests.

#### **pytest-inmanta**

*last release:* Dec 13, 2023, *status:* 5 - Production/Stable, *requires:* pytest

A py.test plugin providing fixtures to simplify inmanta modules testing.

#### **pytest-inmanta-extensions**

*last release:* Dec 11, 2023, *status:* 5 - Production/Stable, *requires:* N/A

Inmanta tests package

#### **pytest-inmanta-lsm**

*last release:* Nov 29, 2023, *status:* 5 - Production/Stable, *requires:* N/A

Common fixtures for inmanta LSM related modules

#### **pytest-inmanta-yang**

*last release:* Jun 16, 2022, *status:* 4 - Beta, *requires:* N/A

Common fixtures used in inmanta yang related modules

#### **pytest-Inomaly**

*last release:* Feb 13, 2018, *status:* 4 - Beta, *requires:* N/A

A simple image diff plugin for pytest

#### **pytest-insta**

*last release:* Nov 02, 2022, *status:* N/A, *requires:* pytest (>=7.2.0,<8.0.0)

A practical snapshot testing plugin for pytest

#### **pytest-instafail**

*last release:* Mar 31, 2023, *status:* 4 - Beta, *requires:* pytest (>=5)

pytest plugin to show failures instantly

#### **pytest-instrument**

*last release:* Apr 05, 2020, *status:* 5 - Production/Stable, *requires:* pytest (>=5.1.0)

pytest plugin to instrument tests

### pytest-integration

*last release:* Nov 17, 2022, *status:* N/A, *requires:* N/A

Organizing pytests by integration or not

### pytest-integration-mark

*last release:* May 22, 2023, *status:* N/A, *requires:* pytest (>=5.2)

Automatic integration test marking and excluding plugin for pytest

### pytest-interactive

*last release:* Nov 30, 2017, *status:* 3 - Alpha, *requires:* N/A

A pytest plugin for console based interactive test selection just after the collection phase

### pytest-intercept-remote

*last release:* May 24, 2021, *status:* 4 - Beta, *requires:* pytest (>=4.6)

Pytest plugin for intercepting outgoing connection requests during pytest run.

### pytest-interface-tester

*last release:* Dec 05, 2023, *status:* 4 - Beta, *requires:* pytest

Pytest plugin for checking charm relation interface protocol compliance.

### pytest-invenio

*last release:* Oct 31, 2023, *status:* 5 - Production/Stable, *requires:* pytest <7.2.0,>=6

Pytest fixtures for Invenio.

### pytest-involve

*last release:* Feb 02, 2020, *status:* 4 - Beta, *requires:* pytest (>=3.5.0)

Run tests covering a specific file or changeset

### pytest-ipdb

*last release:* Mar 20, 2013, *status:* 2 - Pre-Alpha, *requires:* N/A

A py.test plug-in to enable drop to ipdb debugger on test failure.

### pytest-ipython

*last release:* Jan 29, 2019, *status:* 3 - Alpha, *requires:* N/A

THIS PROJECT IS ABANDONED

### pytest-isolate

*last release:* Feb 20, 2023, *status:* 4 - Beta, *requires:* pytest

### pytest-isort

*last release:* Oct 31, 2022, *status:* 5 - Production/Stable, *requires:* pytest (>=5.0)

py.test plugin to check import ordering using isort

### pytest-is-running

*last release:* Jul 10, 2023, *status:* 5 - Production/Stable, *requires:* N/A

pytest plugin providing a function to check if pytest is running.

### pytest-it

*last release:* Jan 22, 2020, *status:* 4 - Beta, *requires:* N/A

Pytest plugin to display test reports as a plaintext spec, inspired by Rspec: <https://github.com/mattduck/pytest-it>.

### pytest-iterassert

*last release:* May 11, 2020, *status:* 3 - Alpha, *requires:* N/A

Nicer list and iterable assertion messages for pytest

### pytest-itsers

*last release:* May 24, 2022, *status:* N/A, *requires:* N/A

A contextmanager pytest fixture for handling multiple mock iters

### pytest-jasmine

*last release:* Nov 04, 2017, *status:* 1 - Planning, *requires:* N/A

Run jasmine tests from your pytest test suite

### pytest-jelastic

*last release:* Nov 16, 2022, *status:* N/A, *requires:* pytest (>=7.2.0,<8.0.0)

Pytest plugin defining the necessary command-line options to pass to pytests testing a Jelastic environment.

### pytest-jest

*last release:* May 22, 2018, *status:* 4 - Beta, *requires:* pytest (>=3.3.2)

A custom jest-pytest oriented Pytest reporter

### pytest-jinja

*last release:* Oct 04, 2022, *status:* 3 - Alpha, *requires:* pytest (>=6.2.5,<7.0.0)

A plugin to generate customizable jinja-based HTML reports in pytest

### pytest-jira

*last release:* Jun 12, 2023, *status:* 3 - Alpha, *requires:* N/A

py.test JIRA integration plugin, using markers

### pytest-jira-xfail

*last release:* Jun 19, 2023, *status:* N/A, *requires:* pytest (>=7.2.0)

Plugin skips (xfail) tests if unresolved Jira issue(s) linked

### pytest-jira-xray

*last release:* Sep 08, 2023, *status:* 4 - Beta, *requires:* pytest >=6.2.4

pytest plugin to integrate tests with JIRA XRAY

### pytest-job-selection

*last release:* Jan 30, 2023, *status:* 4 - Beta, *requires:* pytest (>=3.5.0)

A pytest plugin for load balancing test suites

### pytest-jobserver

*last release:* May 15, 2019, *status:* 5 - Production/Stable, *requires:* pytest

Limit parallel tests with posix jobserver.

### pytest-joke

*last release:* Oct 08, 2019, *status:* 4 - Beta, *requires:* pytest (>=4.2.1)

Test failures are better served with humor.

### pytest-json

*last release:* Jan 18, 2016, *status:* 4 - Beta, *requires:* N/A

Generate JSON test reports

### pytest-json-fixtures

*last release:* Mar 14, 2023, *status:* 4 - Beta, *requires:* N/A

JSON output for the `-fixtures` flag

#### pytest-jsonlint

*last release:* Aug 04, 2016, *status:* N/A, *requires:* N/A

UNKNOWN

#### pytest-json-report

*last release:* Mar 15, 2022, *status:* 4 - Beta, *requires:* pytest (>=3.8.0)

A pytest plugin to report test results as JSON files

#### pytest-json-report-wip

*last release:* Oct 28, 2023, *status:* 4 - Beta, *requires:* pytest >=3.8.0

A pytest plugin to report test results as JSON files

#### pytest-jtr

*last release:* Nov 29, 2022, *status:* N/A, *requires:* pytest (>=7.1.2,<8.0.0)

pytest plugin supporting json test report output

#### pytest-jupyter

*last release:* Dec 05, 2023, *status:* 4 - Beta, *requires:* pytest

A pytest plugin for testing Jupyter libraries and extensions.

#### pytest-jupyterhub

*last release:* Apr 25, 2023, *status:* 5 - Production/Stable, *requires:* pytest

A reusable JupyterHub pytest plugin

#### pytest-kafka

*last release:* Jun 14, 2023, *status:* N/A, *requires:* pytest

Zookeeper, Kafka server, and Kafka consumer fixtures for Pytest

#### pytest-kafkavents

*last release:* Sep 08, 2021, *status:* 4 - Beta, *requires:* pytest

A plugin to send pytest events to Kafka

#### pytest-kasima

*last release:* Jan 26, 2023, *status:* 5 - Production/Stable, *requires:* pytest (>=7.2.1,<8.0.0)

Display horizontal lines above and below the captured standard output for easy viewing.

#### pytest-keep-together

*last release:* Dec 07, 2022, *status:* 5 - Production/Stable, *requires:* pytest

Pytest plugin to customize test ordering by running all ‘related’ tests together

#### pytest-kexi

*last release:* Apr 29, 2022, *status:* N/A, *requires:* pytest (>=7.1.2,<8.0.0)

#### pytest-keyring

*last release:* Oct 01, 2023, *status:* N/A, *requires:* pytest (>=7.1)

A Pytest plugin to access the system’s keyring to provide credentials for tests

#### pytest-kind

*last release:* Nov 30, 2022, *status:* 5 - Production/Stable, *requires:* N/A

Kubernetes test support with KIND for pytest

#### pytest-kivy

*last release:* Jul 06, 2021, *status:* 4 - Beta, *requires:* pytest (>=3.6)

Kivy GUI tests fixtures using pytest



#### **pytest-knows**

*last release:* Aug 22, 2014, *status:* N/A, *requires:* N/A

A pytest plugin that can automatically skip test case based on dependence info calculated by trace

#### **pytest-konira**

*last release:* Oct 09, 2011, *status:* N/A, *requires:* N/A

Run Konira DSL tests with py.test

#### **pytest-koopmans**

*last release:* Nov 21, 2022, *status:* 4 - Beta, *requires:* pytest (>=3.5.0)

A plugin for testing the koopmans package

#### **pytest-krtech-common**

*last release:* Nov 28, 2016, *status:* 4 - Beta, *requires:* N/A

pytest krtech common library

#### **pytest-kubernetes**

*last release:* Sep 14, 2023, *status:* N/A, *requires:* pytest (>=7.2.1,<8.0.0)

#### **pytest-kwparametrize**

*last release:* Jan 22, 2021, *status:* N/A, *requires:* pytest (>=6)

Alternate syntax for @pytest.mark.parametrize with test cases as dictionaries and default value fallbacks

#### **pytest-lambda**

*last release:* Aug 20, 2022, *status:* 3 - Alpha, *requires:* pytest (>=3.6,<8)

Define pytest fixtures with lambda functions.

#### **pytest-lamp**

*last release:* Jan 06, 2017, *status:* 3 - Alpha, *requires:* N/A

#### **pytest-langchain**

*last release:* Feb 26, 2023, *status:* N/A, *requires:* pytest

Pytest-style test runner for langchain agents

#### **pytest-lark**

*last release:* Nov 05, 2023, *status:* N/A, *requires:* N/A

Create fancy and clear HTML test reports.

#### **pytest-launchable**

*last release:* Apr 05, 2023, *status:* N/A, *requires:* pytest (>=4.2.0)

Launchable Pytest Plugin

#### **pytest-layab**

*last release:* Oct 05, 2020, *status:* 5 - Production/Stable, *requires:* N/A

Pytest fixtures for layab.

#### **pytest-lazy-fixture**

*last release:* Feb 01, 2020, *status:* 4 - Beta, *requires:* pytest (>=3.2.5)

It helps to use fixtures in pytest.mark.parametrize

#### **pytest-lazy-fixtures**

*last release:* May 28, 2023, *status:* N/A, *requires:* pytest (>=7.2.1,<8.0.0)

Allows you to use fixtures in @pytest.mark.parametrize.

### pytest-ldap

*last release:* Aug 18, 2020, *status:* N/A, *requires:* pytest

python-ldap fixtures for pytest

### pytest-leak-finder

*last release:* Feb 15, 2023, *status:* 4 - Beta, *requires:* pytest (>=3.5.0)

Find the test that's leaking before the one that fails

### pytest-leaks

*last release:* Nov 27, 2019, *status:* 1 - Planning, *requires:* N/A

A pytest plugin to trace resource leaks.

### pytest-level

*last release:* Oct 21, 2019, *status:* N/A, *requires:* pytest

Select tests of a given level or lower

### pytest-libfaketime

*last release:* Dec 22, 2018, *status:* 4 - Beta, *requires:* pytest (>=3.0.0)

A python-libfaketime plugin for pytest.

### pytest-libiio

*last release:* Dec 22, 2023, *status:* 4 - Beta, *requires:* N/A

A pytest plugin to manage interfacing with libiio contexts

### pytest-libnotify

*last release:* Apr 02, 2021, *status:* 3 - Alpha, *requires:* pytest

Pytest plugin that shows notifications about the test run

### pytest-ligo

*last release:* Jan 16, 2020, *status:* 4 - Beta, *requires:* N/A

### pytest-lineno

*last release:* Dec 04, 2020, *status:* N/A, *requires:* pytest

A pytest plugin to show the line numbers of test functions

### pytest-line-profiler

*last release:* Aug 10, 2023, *status:* 4 - Beta, *requires:* pytest >=3.5.0

Profile code executed by pytest

### pytest-line-profiler-apn

*last release:* Dec 05, 2022, *status:* N/A, *requires:* pytest (>=3.5.0)

Profile code executed by pytest

### pytest-lisa

*last release:* Jan 21, 2021, *status:* 3 - Alpha, *requires:* pytest (>=6.1.2,<7.0.0)

Pytest plugin for organizing tests.

### pytest-listener

*last release:* May 28, 2019, *status:* 5 - Production/Stable, *requires:* pytest

A simple network listener

### pytest-litf

*last release:* Jan 18, 2021, *status:* 4 - Beta, *requires:* pytest (>=3.1.1)

A pytest plugin that stream output in LITF format

**pytest-litter**

*last release:* Nov 23, 2023, *status:* 4 - Beta, *requires:* pytest >=6.1

Pytest plugin which verifies that tests do not modify file trees.

**pytest-live**

*last release:* Mar 08, 2020, *status:* N/A, *requires:* pytest

Live results for pytest

**pytest-local-badge**

*last release:* Jan 15, 2023, *status:* N/A, *requires:* pytest (>=6.1.0)

Generate local badges (shields) reporting your test suite status.

**pytest-localftpsrv**

*last release:* Oct 14, 2023, *status:* 5 - Production/Stable, *requires:* pytest

A PyTest plugin which provides an FTP fixture for your tests

**pytest-localserver**

*last release:* Oct 12, 2023, *status:* 4 - Beta, *requires:* N/A

pytest plugin to test server connections locally.

**pytest-localstack**

*last release:* Jun 07, 2023, *status:* 4 - Beta, *requires:* pytest (>=6.0.0,<7.0.0)

Pytest plugin for AWS integration tests

**pytest-lockable**

*last release:* Nov 06, 2023, *status:* 5 - Production/Stable, *requires:* pytest

lockable resource plugin for pytest

**pytest-locker**

*last release:* Oct 29, 2021, *status:* N/A, *requires:* pytest (>=5.4)

Used to lock object during testing. Essentially changing assertions from being hard coded to asserting that nothing changed

**pytest-log**

*last release:* Aug 15, 2021, *status:* N/A, *requires:* pytest (>=3.8)

print log

**pytest-logbook**

*last release:* Nov 23, 2015, *status:* 5 - Production/Stable, *requires:* pytest (>=2.8)

py.test plugin to capture logbook log messages

**pytest-logdog**

*last release:* Jun 15, 2021, *status:* 1 - Planning, *requires:* pytest (>=6.2.0)

Pytest plugin to test logging

**pytest-logfest**

*last release:* Jul 21, 2019, *status:* 4 - Beta, *requires:* pytest (>=3.5.0)

Pytest plugin providing three logger fixtures with basic or full writing to log files

**pytest-logger**

*last release:* Jul 25, 2019, *status:* 4 - Beta, *requires:* pytest (>=3.2)

Plugin configuring handlers for loggers from Python logging module.

### pytest-logging

*last release:* Nov 04, 2015, *status:* 4 - Beta, *requires:* N/A

Configures logging and allows tweaking the log level with a py.test flag

### pytest-logging-end-to-end-test-tool

*last release:* Sep 23, 2022, *status:* N/A, *requires:* pytest (>=7.1.2,<8.0.0)

### pytest-logikal

*last release:* Jul 17, 2023, *status:* 5 - Production/Stable, *requires:* pytest (==7.4.0)

Common testing environment

### pytest-log-report

*last release:* Dec 26, 2019, *status:* N/A, *requires:* N/A

Package for creating a pytest test run reprot

### pytest-loguru

*last release:* Oct 04, 2023, *status:* 5 - Production/Stable, *requires:* pytest

Pytest Loguru

### pytest-loop

*last release:* Jul 22, 2022, *status:* 5 - Production/Stable, *requires:* pytest (>=6)

pytest plugin for looping tests

### pytest-lsp

*last release:* Nov 13, 2023, *status:* 3 - Alpha, *requires:* pytest

A pytest plugin for end-to-end testing of language servers

### pytest-manual-marker

*last release:* Aug 04, 2022, *status:* 3 - Alpha, *requires:* pytest>=7

pytest marker for marking manual tests

### pytest-markdoctest

*last release:* Jul 22, 2022, *status:* 4 - Beta, *requires:* pytest (>=6)

A pytest plugin to doctest your markdown files

### pytest-markdown

*last release:* Jan 15, 2021, *status:* 4 - Beta, *requires:* pytest (>=6.0.1,<7.0.0)

Test your markdown docs with pytest

### pytest-markdown-docs

*last release:* Mar 09, 2023, *status:* N/A, *requires:* N/A

Run markdown code fences through pytest

### pytest-marker-bugzilla

*last release:* Jan 09, 2020, *status:* N/A, *requires:* N/A

py.test bugzilla integration plugin, using markers

### pytest-markers-presence

*last release:* Feb 04, 2021, *status:* 4 - Beta, *requires:* pytest (>=6.0)

A simple plugin to detect missed pytest tags and markers”

### pytest-markfiltration

*last release:* Nov 08, 2011, *status:* 3 - Alpha, *requires:* N/A

UNKNOWN

### pytest-mark-no-py3

*last release:* May 17, 2019, *status:* N/A, *requires:* pytest

pytest plugin and bowler codemod to help migrate tests to Python 3

### pytest-marks

*last release:* Nov 23, 2012, *status:* 3 - Alpha, *requires:* N/A

UNKNOWN

### pytest-matcher

*last release:* Dec 10, 2021, *status:* 5 - Production/Stable, *requires:* N/A

Match test output against patterns stored in files

### pytest-match-skip

*last release:* May 15, 2019, *status:* 4 - Beta, *requires:* pytest (>=4.4.1)

Skip matching marks. Matches partial marks using wildcards.

### pytest-mat-report

*last release:* Jan 20, 2021, *status:* N/A, *requires:* N/A

this is report

### pytest-matrix

*last release:* Jun 24, 2020, *status:* 5 - Production/Stable, *requires:* pytest (>=5.4.3,<6.0.0)

Provide tools for generating tests from combinations of fixtures.

### pytest-maxcov

*last release:* Sep 24, 2023, *status:* N/A, *requires:* pytest (>=7.4.0,<8.0.0)

Compute the maximum coverage available through pytest with the minimum execution time cost

### pytest-maybe-context

*last release:* Apr 16, 2023, *status:* N/A, *requires:* pytest (>=7,<8)

Simplify tests with warning and exception cases.

### pytest-maybe-raises

*last release:* May 27, 2022, *status:* N/A, *requires:* pytest ; extra == 'dev'

Pytest fixture for optional exception testing.

### pytest-mccabe

*last release:* Jul 22, 2020, *status:* 3 - Alpha, *requires:* pytest (>=5.4.0)

pytest plugin to run the mccabe code complexity checker.

### pytest-md

*last release:* Jul 11, 2019, *status:* 3 - Alpha, *requires:* pytest (>=4.2.1)

Plugin for generating Markdown reports for pytest results

### pytest-md-report

*last release:* Oct 08, 2023, *status:* 4 - Beta, *requires:* pytest !=6.0.0,<8,>=3.3.2

A pytest plugin to make a test results report with Markdown table format.

### pytest-meilisearch

*last release:* Dec 07, 2023, *status:* N/A, *requires:* pytest (>=7.4.3)

Pytest helpers for testing projects using Meilisearch

**pytest-memlog**

*last release:* May 03, 2023, *status:* N/A, *requires:* pytest (>=7.3.0,<8.0.0)

Log memory usage during tests

**pytest-memprof**

*last release:* Mar 29, 2019, *status:* 4 - Beta, *requires:* N/A

Estimates memory consumption of test functions

**pytest-memray**

*last release:* Aug 23, 2023, *status:* N/A, *requires:* pytest>=7.2

A simple plugin to use with pytest

**pytest-menu**

*last release:* Oct 04, 2017, *status:* 3 - Alpha, *requires:* pytest (>=2.4.2)

A pytest plugin for console based interactive test selection just after the collection phase

**pytest-mercurial**

*last release:* Nov 21, 2020, *status:* 1 - Planning, *requires:* N/A

pytest plugin to write integration tests for projects using Mercurial Python internals

**pytest-mesh**

*last release:* Aug 05, 2022, *status:* N/A, *requires:* pytest (==7.1.2)

pytest\_mesh插件

**pytest-message**

*last release:* Aug 04, 2022, *status:* N/A, *requires:* pytest (>=6.2.5)

Pytest plugin for sending report message of marked tests execution

**pytest-messenger**

*last release:* Nov 24, 2022, *status:* 5 - Production/Stable, *requires:* N/A

Pytest to Slack reporting plugin

**pytest-metadata**

*last release:* May 27, 2023, *status:* 5 - Production/Stable, *requires:* pytest>=7.0.0

pytest plugin for test session metadata

**pytest-metrics**

*last release:* Apr 04, 2020, *status:* N/A, *requires:* pytest

Custom metrics report for pytest

**pytest-mh**

*last release:* Dec 07, 2023, *status:* N/A, *requires:* pytest

Pytest multihost plugin

**pytest-mimesis**

*last release:* Mar 21, 2020, *status:* 5 - Production/Stable, *requires:* pytest (>=4.2)

Mimesis integration with the pytest test runner

**pytest-minecraft**

*last release:* Apr 06, 2022, *status:* N/A, *requires:* pytest (>=6.0.1)

A pytest plugin for running tests against Minecraft releases

### **pytest-mini**

*last release:* Feb 06, 2023, *status:* N/A, *requires:* pytest (>=7.2.0,<8.0.0)

A plugin to test mp

### **pytest-minio-mock**

*last release:* Dec 24, 2023, *status:* N/A, *requires:* pytest >=5.0.0

A pytest plugin for mocking Minio S3 interactions

### **pytest-missing-fixtures**

*last release:* Oct 14, 2020, *status:* 4 - Beta, *requires:* pytest (>=3.5.0)

Pytest plugin that creates missing fixtures

### **pytest-ml**

*last release:* May 04, 2019, *status:* 4 - Beta, *requires:* N/A

Test your machine learning!

### **pytest-mocha**

*last release:* Apr 02, 2020, *status:* 4 - Beta, *requires:* pytest (>=5.4.0)

pytest plugin to display test execution output like a mochajs

### **pytest-mock**

*last release:* Oct 19, 2023, *status:* 5 - Production/Stable, *requires:* pytest >=5.0

Thin-wrapper around the mock package for easier use with pytest

### **pytest-mock-api**

*last release:* Feb 13, 2019, *status:* 1 - Planning, *requires:* pytest (>=4.0.0)

A mock API server with configurable routes and responses available as a fixture.

### **pytest-mock-generator**

*last release:* May 16, 2022, *status:* 5 - Production/Stable, *requires:* N/A

A pytest fixture wrapper for <https://pypi.org/project/mock-generator>

### **pytest-mock-helper**

*last release:* Jan 24, 2018, *status:* N/A, *requires:* pytest

Help you mock HTTP call and generate mock code

### **pytest-mockito**

*last release:* Jul 11, 2018, *status:* 4 - Beta, *requires:* N/A

Base fixtures for mockito

### **pytest-mockredis**

*last release:* Jan 02, 2018, *status:* 2 - Pre-Alpha, *requires:* N/A

An in-memory mock of a Redis server that runs in a separate thread. This is to be used for unit-tests that require a Redis database.

### **pytest-mock-resources**

*last release:* Sep 25, 2023, *status:* N/A, *requires:* pytest (>=1.0)

A pytest plugin for easily instantiating reproducible mock resources.

### **pytest-mock-server**

*last release:* Jan 09, 2022, *status:* 4 - Beta, *requires:* pytest (>=3.5.0)

Mock server plugin for pytest

**pytest-mockservers**

*last release:* Mar 31, 2020, *status:* N/A, *requires:* pytest (>=4.3.0)

A set of fixtures to test your requests to HTTP/UDP servers

**pytest-mocktcp**

*last release:* Oct 11, 2022, *status:* N/A, *requires:* pytest

A pytest plugin for testing TCP clients

**pytest-modified-env**

*last release:* Jan 29, 2022, *status:* 4 - Beta, *requires:* N/A

Pytest plugin to fail a test if it leaves modified `os.environ` afterwards.

**pytest-modifyjunit**

*last release:* Jan 10, 2019, *status:* N/A, *requires:* N/A

Utility for adding additional properties to junit xml for IDM QE

**pytest-modifyscope**

*last release:* Apr 12, 2020, *status:* N/A, *requires:* pytest

pytest plugin to modify fixture scope

**pytest-molecule**

*last release:* Mar 29, 2022, *status:* 5 - Production/Stable, *requires:* pytest (>=7.0.0)

PyTest Molecule Plugin :: discover and run molecule tests

**pytest-molecule-JC**

*last release:* Jul 18, 2023, *status:* 5 - Production/Stable, *requires:* pytest (>=7.0.0)

PyTest Molecule Plugin :: discover and run molecule tests

**pytest-mongo**

*last release:* Jul 20, 2023, *status:* 5 - Production/Stable, *requires:* pytest (>=6.2)

MongoDB process and client fixtures plugin for Pytest.

**pytest-mongodb**

*last release:* May 16, 2023, *status:* 5 - Production/Stable, *requires:* N/A

pytest plugin for MongoDB fixtures

**pytest-monitor**

*last release:* Jun 25, 2023, *status:* 5 - Production/Stable, *requires:* pytest

Pytest plugin for analyzing resource usage.

**pytest-monkeyplus**

*last release:* Sep 18, 2012, *status:* 5 - Production/Stable, *requires:* N/A

pytest's monkeypatch subclass with extra functionalities

**pytest-monkeytype**

*last release:* Jul 29, 2020, *status:* 4 - Beta, *requires:* N/A

pytest-monkeytype: Generate Monkeytype annotations from your pytest tests.

**pytest-moto**

*last release:* Aug 28, 2015, *status:* 1 - Planning, *requires:* N/A

Fixtures for integration tests of AWS services,uses moto mocking library.



#### **pytest-motor**

*last release:* Jul 21, 2021, *status:* 3 - Alpha, *requires:* pytest

A pytest plugin for motor, the non-blocking MongoDB driver.

#### **pytest-mp**

*last release:* May 23, 2018, *status:* 4 - Beta, *requires:* pytest

A test batcher for multiprocessed Pytest runs

#### **pytest-mpi**

*last release:* Jan 08, 2022, *status:* 3 - Alpha, *requires:* pytest

pytest plugin to collect information from tests

#### **pytest-mpiexec**

*last release:* Apr 13, 2023, *status:* 3 - Alpha, *requires:* pytest

pytest plugin for running individual tests with mpiexec

#### **pytest-mpl**

*last release:* Jul 23, 2022, *status:* 4 - Beta, *requires:* pytest

pytest plugin to help with testing figures output from Matplotlib

#### **pytest-mproc**

*last release:* Nov 15, 2022, *status:* 4 - Beta, *requires:* pytest (>=6)

low-startup-overhead, scalable, distributed-testing pytest plugin

#### **pytest-mqtt**

*last release:* Aug 03, 2023, *status:* 4 - Beta, *requires:* pytest (<8) ; extra == 'test'

pytest-mqtt supports testing systems based on MQTT

#### **pytest-multihost**

*last release:* Apr 07, 2020, *status:* 4 - Beta, *requires:* N/A

Utility for writing multi-host tests for pytest

#### **pytest-multilog**

*last release:* Jan 17, 2023, *status:* N/A, *requires:* pytest

Multi-process logs handling and other helpers for pytest

#### **pytest-multithreading**

*last release:* Dec 07, 2022, *status:* N/A, *requires:* N/A

a pytest plugin for th and concurrent testing

#### **pytest-multithreading-allure**

*last release:* Nov 25, 2022, *status:* N/A, *requires:* N/A

pytest\_multithreading\_allure

#### **pytest-mutagen**

*last release:* Jul 24, 2020, *status:* N/A, *requires:* pytest (>=5.4)

Add the mutation testing feature to pytest

#### **pytest-my-cool-lib**

*last release:* Nov 02, 2023, *status:* N/A, *requires:* pytest (>=7.1.3,<8.0.0)

#### **pytest-mypy**

*last release:* Dec 18, 2022, *status:* 4 - Beta, *requires:* pytest (>=6.2) ; python\_version >= "3.10"

Mypy static type checker plugin for Pytest

#### **pytest-mypyd**

*last release:* Aug 20, 2019, *status:* 4 - Beta, *requires:* pytest (<4.7,>=2.8) ; python\_version < “3.5”

Mypy static type checker plugin for Pytest

#### **pytest-mypy-plugins**

*last release:* Jul 25, 2023, *status:* 4 - Beta, *requires:* pytest (>=7.0.0)

pytest plugin for writing tests for mypy plugins

#### **pytest-mypy-plugins-shim**

*last release:* Apr 12, 2021, *status:* N/A, *requires:* pytest>=6.0.0

Substitute for “pytest-mypy-plugins” for Python implementations which aren’t supported by mypy.

#### **pytest-mypy-testing**

*last release:* Feb 25, 2023, *status:* N/A, *requires:* pytest>=7,<8

Pytest plugin to check mypy output.

#### **pytest-mysql**

*last release:* Oct 30, 2023, *status:* 5 - Production/Stable, *requires:* pytest >=6.2

MySQL process and client fixtures for pytest

#### **pytest-ndb**

*last release:* Oct 15, 2023, *status:* N/A, *requires:* pytest

pytest notebook debugger

#### **pytest-needle**

*last release:* Dec 10, 2018, *status:* 4 - Beta, *requires:* pytest (<5.0.0,>=3.0.0)

pytest plugin for visual testing websites using selenium

#### **pytest-neo**

*last release:* Jan 08, 2022, *status:* 3 - Alpha, *requires:* pytest (>=6.2.0)

pytest-neo is a plugin for pytest that shows tests like screen of Matrix.

#### **pytest-netdut**

*last release:* Oct 26, 2023, *status:* N/A, *requires:* pytest <7.3,>=3.5.0

“Automated software testing for switches using pytest”

#### **pytest-network**

*last release:* May 07, 2020, *status:* N/A, *requires:* N/A

A simple plugin to disable network on socket level.

#### **pytest-network-endpoints**

*last release:* Mar 06, 2022, *status:* N/A, *requires:* pytest

Network endpoints plugin for pytest

#### **pytest-never-sleep**

*last release:* May 05, 2021, *status:* 3 - Alpha, *requires:* pytest (>=3.5.1)

pytest plugin helps to avoid adding tests without mock `time.sleep`

#### **pytest-nginx**

*last release:* Aug 12, 2017, *status:* 5 - Production/Stable, *requires:* N/A

nginx fixture for pytest

### **pytest-nginx-iplweb**

*last release:* Mar 01, 2019, *status:* 5 - Production/Stable, *requires:* N/A

nginx fixture for pytest - iplweb temporary fork

### **pytest-ngrok**

*last release:* Jan 20, 2022, *status:* 3 - Alpha, *requires:* pytest

### **pytest-ngsfixtures**

*last release:* Sep 06, 2019, *status:* 2 - Pre-Alpha, *requires:* pytest (>=5.0.0)

pytest ngs fixtures

### **pytest-nhsd-apim**

*last release:* Sep 18, 2023, *status:* N/A, *requires:* pytest (==6.2.5)

Pytest plugin accessing NHSDigital's APIM proxies

### **pytest-nice**

*last release:* May 04, 2019, *status:* 4 - Beta, *requires:* pytest

A pytest plugin that alerts user of failed test cases with screen notifications

### **pytest-nice-parametrize**

*last release:* Apr 17, 2021, *status:* 5 - Production/Stable, *requires:* N/A

A small snippet for nicer PyTest's Parametrize

### **pytest-nlcov**

*last release:* Jul 07, 2021, *status:* N/A, *requires:* N/A

Pytest plugin to get the coverage of the new lines (based on git diff) only

### **pytest-nocustom**

*last release:* Jul 07, 2021, *status:* 5 - Production/Stable, *requires:* N/A

Run all tests without custom markers

### **pytest-nodev**

*last release:* Jul 21, 2016, *status:* 4 - Beta, *requires:* pytest (>=2.8.1)

Test-driven source code search for Python.

### **pytest-nogarbage**

*last release:* Aug 29, 2021, *status:* 5 - Production/Stable, *requires:* pytest (>=4.6.0)

Ensure a test produces no garbage

### **pytest-nose-attrib**

*last release:* Aug 13, 2023, *status:* N/A, *requires:* N/A

pytest plugin to use nose @attrib marks decorators and pick tests based on attributes and partially uses nose-attrib plugin approach

### **pytest-notice**

*last release:* Nov 05, 2020, *status:* N/A, *requires:* N/A

Send pytest execution result email

### **pytest-notification**

*last release:* Jun 19, 2020, *status:* N/A, *requires:* pytest (>=4)

A pytest plugin for sending a desktop notification and playing a sound upon completion of tests

### **pytest-notifier**

*last release:* Jun 12, 2020, *status:* 3 - Alpha, *requires:* pytest

A pytest plugin to notify test result

**pytest-notimplemented**

*last release:* Aug 27, 2019, *status:* N/A, *requires:* pytest (>=5.1,<6.0)

Pytest markers for not implemented features and tests.

**pytest-notion**

*last release:* Aug 07, 2019, *status:* N/A, *requires:* N/A

A PyTest Reporter to send test runs to Notion.so

**pytest-nunit**

*last release:* Oct 11, 2023, *status:* 5 - Production/Stable, *requires:* N/A

A pytest plugin for generating NUnit3 test result XML output

**pytest-oar**

*last release:* May 02, 2023, *status:* N/A, *requires:* pytest>=6.0.1

PyTest plugin for the OAR testing framework

**pytest-object-getter**

*last release:* Jul 31, 2022, *status:* 5 - Production/Stable, *requires:* pytest

Import any object from a 3rd party module while mocking its namespace on demand.

**pytest-ochrus**

*last release:* Feb 21, 2018, *status:* 4 - Beta, *requires:* N/A

pytest results data-base and HTML reporter

**pytest-odc**

*last release:* Aug 04, 2023, *status:* 4 - Beta, *requires:* pytest (>=3.5.0)

A pytest plugin for simplifying ODC database tests

**pytest-odoo**

*last release:* Jul 06, 2023, *status:* 4 - Beta, *requires:* pytest (>=7.2.0)

py.test plugin to run Odoo tests

**pytest-odoo-fixtures**

*last release:* Jun 25, 2019, *status:* N/A, *requires:* N/A

Project description

**pytest-oerp**

*last release:* Feb 28, 2012, *status:* 3 - Alpha, *requires:* N/A

pytest plugin to test OpenERP modules

**pytest-offline**

*last release:* Mar 09, 2023, *status:* 1 - Planning, *requires:* pytest (>=7.0.0,<8.0.0)

**pytest-ogsm-plugin**

*last release:* May 16, 2023, *status:* N/A, *requires:* N/A

针对特定项目定制化插件，优化了pytest报告展示方式,并添加了项目所需特定参数

**pytest-ok**

*last release:* Apr 01, 2019, *status:* 4 - Beta, *requires:* N/A

The ultimate pytest output plugin

#### pytest-only

*last release:* Jun 14, 2022, *status:* 5 - Production/Stable, *requires:* pytest (<7.1); python\_version <= “3.6”

Use @pytest.mark.only to run a single test

#### pytest-oof

*last release:* Dec 11, 2023, *status:* 4 - Beta, *requires:* N/A

A Pytest plugin providing structured, programmatic access to a test run’s results

#### pytest-oot

*last release:* Sep 18, 2016, *status:* 4 - Beta, *requires:* N/A

Run object-oriented tests in a simple format

#### pytest-openfiles

*last release:* Apr 16, 2020, *status:* 3 - Alpha, *requires:* pytest (>=4.6)

Pytest plugin for detecting inadvertent open file handles

#### pytest-opentelemetry

*last release:* Oct 01, 2023, *status:* N/A, *requires:* pytest

A pytest plugin for instrumenting test runs via OpenTelemetry

#### pytest-opentmi

*last release:* Jun 02, 2022, *status:* 5 - Production/Stable, *requires:* pytest (>=5.0)

pytest plugin for publish results to opentmi

#### pytest-operator

*last release:* Sep 28, 2022, *status:* N/A, *requires:* pytest

Fixtures for Operators

#### pytest-optional

*last release:* Oct 07, 2015, *status:* N/A, *requires:* N/A

include/exclude values of fixtures in pytest

#### pytest-optional-tests

*last release:* Jul 09, 2019, *status:* 4 - Beta, *requires:* pytest (>=4.5.0)

Easy declaration of optional tests (i.e., that are not run by default)

#### pytest-orchestration

*last release:* Jul 18, 2019, *status:* N/A, *requires:* N/A

A pytest plugin for orchestrating tests

#### pytest-order

*last release:* Nov 18, 2023, *status:* 4 - Beta, *requires:* pytest >=5.0 ; python\_version < “3.10”

pytest plugin to run your tests in a specific order

#### pytest-ordering

*last release:* Nov 14, 2018, *status:* 4 - Beta, *requires:* pytest

pytest plugin to run your tests in a specific order

#### pytest-order-modify

*last release:* Nov 04, 2022, *status:* N/A, *requires:* N/A

新增run\_marker 来自定义用例的执行顺序

**pytest-osxnotify**

*last release:* May 15, 2015, *status:* N/A, *requires:* N/A

OS X notifications for py.test results.

**pytest-otel**

*last release:* Jan 18, 2023, *status:* N/A, *requires:* N/A

pytest-otel report OpenTelemetry traces about test executed

**pytest-override-env-var**

*last release:* Feb 25, 2023, *status:* N/A, *requires:* N/A

Pytest mark to override a value of an environment variable.

**pytest-owner**

*last release:* Apr 25, 2022, *status:* N/A, *requires:* N/A

Add owner mark for tests

**pytest-pact**

*last release:* Jan 07, 2019, *status:* 4 - Beta, *requires:* N/A

A simple plugin to use with pytest

**pytest-pahrametahrize**

*last release:* Nov 24, 2021, *status:* 4 - Beta, *requires:* pytest (>=6.0,<7.0)

Parametrize your tests with a Boston accent.

**pytest-parallel**

*last release:* Oct 10, 2021, *status:* 3 - Alpha, *requires:* pytest (>=3.0.0)

a pytest plugin for parallel and concurrent testing

**pytest-parallel-39**

*last release:* Jul 12, 2021, *status:* 3 - Alpha, *requires:* pytest (>=3.0.0)

a pytest plugin for parallel and concurrent testing

**pytest-parallelize-tests**

*last release:* Jan 27, 2023, *status:* 4 - Beta, *requires:* N/A

pytest plugin that parallelizes test execution across multiple hosts

**pytest-param**

*last release:* Sep 11, 2016, *status:* 4 - Beta, *requires:* pytest (>=2.6.0)

pytest plugin to test all, first, last or random params

**pytest-paramark**

*last release:* Jan 10, 2020, *status:* 4 - Beta, *requires:* pytest (>=4.5.0)

Configure pytest fixtures using a combination of "parametrize" and markers

**pytest-parametrization**

*last release:* May 22, 2022, *status:* 5 - Production/Stable, *requires:* N/A

Simpler PyTest parametrization

**pytest-parametrize-cases**

*last release:* Mar 13, 2022, *status:* N/A, *requires:* pytest (>=6.1.2)

A more user-friendly way to write parametrized tests.

#### **pytest-parametrized**

*last release:* Nov 03, 2023, *status:* 5 - Production/Stable, *requires:* pytest

Pytest decorator for parametrizing tests with default iterables.

#### **pytest-parametrize-suite**

*last release:* Jan 19, 2023, *status:* 5 - Production/Stable, *requires:* pytest

A simple pytest extension for creating a named test suite.

#### **pytest-param-scope**

*last release:* Oct 18, 2023, *status:* N/A, *requires:* pytest

pytest parametrize scope fixture workaround

#### **pytest-parawtf**

*last release:* Dec 03, 2018, *status:* 4 - Beta, *requires:* pytest (>=3.6.0)

Finally spell paramete?ri[sz]e correctly

#### **pytest-pass**

*last release:* Dec 04, 2019, *status:* N/A, *requires:* N/A

Check out <https://github.com/elilutsky/pytest-pass>

#### **pytest-passrunner**

*last release:* Feb 10, 2021, *status:* 5 - Production/Stable, *requires:* pytest (>=4.6.0)

Pytest plugin providing the ‘run\_on\_pass’ marker

#### **pytest-paste-config**

*last release:* Sep 18, 2013, *status:* 3 - Alpha, *requires:* N/A

Allow setting the path to a paste config file

#### **pytest-patch**

*last release:* Apr 29, 2023, *status:* 3 - Alpha, *requires:* pytest (>=7.0.0)

An automagic ‘patch’ fixture that can patch objects directly or by name.

#### **pytest-patches**

*last release:* Aug 30, 2021, *status:* 4 - Beta, *requires:* pytest (>=3.5.0)

A contextmanager pytest fixture for handling multiple mock patches

#### **pytest-patterns**

*last release:* Nov 17, 2023, *status:* 4 - Beta, *requires:* N/A

pytest plugin to make testing complicated long string output easy to write and easy to debug

#### **pytest-pdb**

*last release:* Jul 31, 2018, *status:* N/A, *requires:* N/A

pytest plugin which adds pdb helper commands related to pytest.

#### **pytest-peach**

*last release:* Apr 12, 2019, *status:* 4 - Beta, *requires:* pytest (>=2.8.7)

pytest plugin for fuzzing with Peach API Security

#### **pytest-pep257**

*last release:* Jul 09, 2016, *status:* N/A, *requires:* N/A

py.test plugin for pep257

### pytest-pep8

*last release:* Apr 27, 2014, *status:* N/A, *requires:* N/A

pytest plugin to check PEP8 requirements

### pytest-percent

*last release:* May 21, 2020, *status:* N/A, *requires:* pytest (>=5.2.0)

Change the exit code of pytest test sessions when a required percent of tests pass.

### pytest-perf

*last release:* Jun 02, 2023, *status:* 5 - Production/Stable, *requires:* pytest (>=6) ; extra == 'testing'

Run performance tests against the mainline code.

### pytest-performance

*last release:* Sep 11, 2020, *status:* 5 - Production/Stable, *requires:* pytest (>=3.7.0)

A simple plugin to ensure the execution of critical sections of code has not been impacted

### pytest-persistence

*last release:* Jul 04, 2023, *status:* N/A, *requires:* N/A

Pytest tool for persistent objects

### pytest-pg

*last release:* May 04, 2023, *status:* 5 - Production/Stable, *requires:* pytest (>=6.0.0)

A tiny plugin for pytest which runs PostgreSQL in Docker

### pytest-pgsql

*last release:* May 13, 2020, *status:* 5 - Production/Stable, *requires:* pytest (>=3.0.0)

Pytest plugins and helpers for tests using a Postgres database.

### pytest-phmdoctest

*last release:* Apr 15, 2022, *status:* 4 - Beta, *requires:* pytest (>=5.4.3)

pytest plugin to test Python examples in Markdown using phmdoctest.

### pytest-picked

*last release:* Jul 27, 2023, *status:* N/A, *requires:* pytest (>=3.7.0)

Run the tests related to the changed files

### pytest-pigeonhole

*last release:* Jun 25, 2018, *status:* 5 - Production/Stable, *requires:* pytest (>=3.4)

### pytest-pikachu

*last release:* Aug 05, 2021, *status:* 5 - Production/Stable, *requires:* pytest

Show surprise when tests are passing

### pytest-pilot

*last release:* Oct 09, 2020, *status:* 5 - Production/Stable, *requires:* N/A

Slice in your test base thanks to powerful markers.

### pytest-pingguo-pytest-plugin

*last release:* Oct 26, 2022, *status:* 4 - Beta, *requires:* N/A

pingguo test

### pytest-pings

*last release:* Jun 29, 2019, *status:* 3 - Alpha, *requires:* pytest (>=5.0.0)

🐱 The pytest plugin for Firefox Telemetry 🏠



#### **pytest-pinned**

*last release:* Sep 17, 2021, *status:* 4 - Beta, *requires:* pytest (>=3.5.0)

A simple pytest plugin for pinning tests

#### **pytest-pinpoint**

*last release:* Sep 25, 2020, *status:* N/A, *requires:* pytest (>=4.4.0)

A pytest plugin which runs SBFL algorithms to detect faults.

#### **pytest-pipeline**

*last release:* Jan 24, 2017, *status:* 3 - Alpha, *requires:* N/A

Pytest plugin for functional testing of data analysis pipelines

#### **pytest-pitch**

*last release:* Nov 02, 2023, *status:* 4 - Beta, *requires:* pytest >=7.3.1

runs tests in an order such that coverage increases as fast as possible

#### **pytest-platform-markers**

*last release:* Sep 09, 2019, *status:* 4 - Beta, *requires:* pytest (>=3.6.0)

Markers for pytest to skip tests on specific platforms

#### **pytest-play**

*last release:* Jun 12, 2019, *status:* 5 - Production/Stable, *requires:* N/A

pytest plugin that let you automate actions and assertions with test metrics reporting executing plain YAML files

#### **pytest-playbook**

*last release:* Jan 21, 2021, *status:* 3 - Alpha, *requires:* pytest (>=6.1.2,<7.0.0)

Pytest plugin for reading playbooks.

#### **pytest-playwright**

*last release:* Oct 09, 2023, *status:* N/A, *requires:* pytest (<8.0.0,>=6.2.4)

A pytest wrapper with fixtures for Playwright to automate web browsers

#### **pytest-playwright-async**

*last release:* Jul 03, 2023, *status:* N/A, *requires:* N/A

ASYNCR Pytest plugin for Playwright

#### **pytest-playwright-asyncio**

*last release:* Aug 29, 2023, *status:* N/A, *requires:* N/A

#### **pytest-playwrights**

*last release:* Dec 02, 2021, *status:* N/A, *requires:* N/A

A pytest wrapper with fixtures for Playwright to automate web browsers

#### **pytest-playwright-snapshot**

*last release:* Aug 19, 2021, *status:* N/A, *requires:* N/A

A pytest wrapper for snapshot testing with playwright

#### **pytest-playwright-visual**

*last release:* Apr 28, 2022, *status:* N/A, *requires:* N/A

A pytest fixture for visual testing with Playwright

#### **pytest-plone**

*last release:* Jan 05, 2023, *status:* 3 - Alpha, *requires:* pytest

Pytest plugin to test Plone addons

#### pytest-plt

*last release:* Aug 17, 2020, *status:* 5 - Production/Stable, *requires:* pytest

Fixtures for quickly making Matplotlib plots in tests

#### pytest-plugin-helpers

*last release:* Nov 23, 2019, *status:* 4 - Beta, *requires:* pytest (>=3.5.0)

A plugin to help developing and testing other plugins

#### pytest-plus

*last release:* Oct 18, 2023, *status:* 5 - Production/Stable, *requires:* pytest >=7.4.2

PyTest Plus Plugin :: extends pytest functionality

#### pytest-pmisc

*last release:* Mar 21, 2019, *status:* 5 - Production/Stable, *requires:* N/A

#### pytest-pointers

*last release:* Dec 26, 2022, *status:* N/A, *requires:* N/A

Pytest plugin to define functions you test with special marks for better navigation and reports

#### pytest-pokie

*last release:* Oct 19, 2023, *status:* 5 - Production/Stable, *requires:* N/A

Pokie plugin for pytest

#### pytest-polarion-cfme

*last release:* Nov 13, 2017, *status:* 3 - Alpha, *requires:* N/A

pytest plugin for collecting test cases and recording test results

#### pytest-polarion-collect

*last release:* Jun 18, 2020, *status:* 3 - Alpha, *requires:* pytest

pytest plugin for collecting polarion test cases data

#### pytest-polecat

*last release:* Aug 12, 2019, *status:* 4 - Beta, *requires:* N/A

Provides Polecat pytest fixtures

#### pytest-ponyorm

*last release:* Oct 31, 2018, *status:* N/A, *requires:* pytest (>=3.1.1)

PonyORM in Pytest

#### pytest-poo

*last release:* Mar 25, 2021, *status:* 5 - Production/Stable, *requires:* pytest (>=2.3.4)

Visualize your crappy tests

#### pytest-poo-fail

*last release:* Feb 12, 2015, *status:* 5 - Production/Stable, *requires:* N/A

Visualize your failed tests with poo

#### pytest-pook

*last release:* Dec 23, 2023, *status:* 4 - Beta, *requires:* pytest

Pytest plugin for pook

#### pytest-pop

*last release:* May 09, 2023, *status:* 5 - Production/Stable, *requires:* pytest

A pytest plugin to help with testing pop projects

#### pytest-porringer

*last release:* Oct 03, 2023, *status:* N/A, *requires:* pytest>=7.4.0

#### pytest-portion

*last release:* Jan 28, 2021, *status:* 4 - Beta, *requires:* pytest (>=3.5.0)

Select a portion of the collected tests

#### pytest-postgres

*last release:* Mar 22, 2020, *status:* N/A, *requires:* pytest

Run PostgreSQL in Docker container in Pytest.

#### pytest-postgresql

*last release:* May 20, 2023, *status:* 5 - Production/Stable, *requires:* pytest (>=6.2)

Postgresql fixtures and fixture factories for Pytest.

#### pytest-power

*last release:* Dec 31, 2020, *status:* N/A, *requires:* pytest (>=5.4)

pytest plugin with powerful fixtures

#### pytest-prefer-nested-dup-tests

*last release:* Apr 27, 2022, *status:* 4 - Beta, *requires:* pytest (>=7.1.1,<8.0.0)

A Pytest plugin to drop duplicated tests during collection, but will prefer keeping nested packages.

#### pytest-pretty

*last release:* Apr 05, 2023, *status:* 5 - Production/Stable, *requires:* pytest>=7

pytest plugin for printing summary data as I want it

#### pytest-pretty-terminal

*last release:* Jan 31, 2022, *status:* N/A, *requires:* pytest (>=3.4.1)

pytest plugin for generating prettier terminal output

#### pytest-pride

*last release:* Apr 02, 2016, *status:* 3 - Alpha, *requires:* N/A

Minitest-style test colors

#### pytest-print

*last release:* Aug 25, 2023, *status:* 5 - Production/Stable, *requires:* pytest>=7.4

pytest-print adds the printer fixture you can use to print messages to the user (directly to the pytest runner, not stdout)

#### pytest-priority

*last release:* Jul 23, 2023, *status:* N/A, *requires:* N/A

pytest plugin for add priority for tests

#### pytest-profiles

*last release:* Dec 09, 2021, *status:* 4 - Beta, *requires:* pytest (>=3.7.0)

pytest plugin for configuration profiles

#### pytest-profiling

*last release:* May 28, 2019, *status:* 5 - Production/Stable, *requires:* pytest

Profiling plugin for py.test

#### pytest-progress

*last release:* Jan 31, 2022, *status:* 5 - Production/Stable, *requires:* N/A

pytest plugin for instant test progress status

**pytest-prometheus**

*last release:* Oct 03, 2017, *status:* N/A, *requires:* N/A

Report test pass / failures to a Prometheus PushGateway

**pytest-prometheus-pushgateway**

*last release:* Sep 27, 2022, *status:* 5 - Production/Stable, *requires:* pytest

Pytest report plugin for Zulip

**pytest-prosper**

*last release:* Sep 24, 2018, *status:* N/A, *requires:* N/A

Test helpers for Prosper projects

**pytest-prysk**

*last release:* Jul 18, 2023, *status:* 4 - Beta, *requires:* pytest ( $\geq 7.3.2, < 8.0.0$ )

Pytest plugin for prysk

**pytest-pspec**

*last release:* Jun 02, 2020, *status:* 4 - Beta, *requires:* pytest ( $\geq 3.0.0$ )

A rspec format reporter for Python ptest

**pytest-psqlgraph**

*last release:* Oct 19, 2021, *status:* 4 - Beta, *requires:* pytest ( $\geq 6.0$ )

pytest plugin for testing applications that use psqlgraph

**pytest-ptera**

*last release:* Mar 01, 2022, *status:* N/A, *requires:* pytest ( $\geq 6.2.4, < 7.0.0$ )

Use ptera probes in tests

**pytest-pudb**

*last release:* Oct 25, 2018, *status:* 3 - Alpha, *requires:* pytest ( $\geq 2.0$ )

Pytest PuDB debugger integration

**pytest-pumpkin-spice**

*last release:* Sep 18, 2022, *status:* 4 - Beta, *requires:* N/A

A pytest plugin that makes your test reporting pumpkin-spiced

**pytest-purkinje**

*last release:* Oct 28, 2017, *status:* 2 - Pre-Alpha, *requires:* N/A

py.test plugin for purkinje test runner

**pytest-pusher**

*last release:* Jan 06, 2023, *status:* 5 - Production/Stable, *requires:* pytest ( $\geq 3.6$ )

pytest plugin for push report to minio

**pytest-py125**

*last release:* Dec 03, 2022, *status:* N/A, *requires:* N/A

**pytest-pycharm**

*last release:* Aug 13, 2020, *status:* 5 - Production/Stable, *requires:* pytest ( $\geq 2.3$ )

Plugin for py.test to enter PyCharm debugger on uncaught exceptions

#### **pytest-pycodestyle**

*last release:* Oct 28, 2022, *status:* 3 - Alpha, *requires:* N/A

pytest plugin to run pycodestyle

#### **pytest-pydev**

*last release:* Nov 15, 2017, *status:* 3 - Alpha, *requires:* N/A

py.test plugin to connect to a remote debug server with PyDev or PyCharm.

#### **pytest-pydocstyle**

*last release:* Jan 05, 2023, *status:* 3 - Alpha, *requires:* N/A

pytest plugin to run pydocstyle

#### **pytest-pylint**

*last release:* Oct 06, 2023, *status:* 5 - Production/Stable, *requires:* pytest >=7.0

pytest plugin to check source code with pylint

#### **pytest-pymysql-autorecord**

*last release:* Sep 02, 2022, *status:* N/A, *requires:* N/A

Record PyMySQL queries and mock with the stored data.

#### **pytest-pyodide**

*last release:* Dec 09, 2023, *status:* N/A, *requires:* pytest

Pytest plugin for testing applications that use Pyodide

#### **pytest-pypi**

*last release:* Mar 04, 2018, *status:* 3 - Alpha, *requires:* N/A

Easily test your HTTP library against a local copy of pypi

#### **pytest-pypom-navigation**

*last release:* Feb 18, 2019, *status:* 4 - Beta, *requires:* pytest (>=3.0.7)

Core engine for cookiecutter-qa and pytest-play packages

#### **pytest-pypeteer**

*last release:* Apr 28, 2022, *status:* N/A, *requires:* pytest (>=6.2.5,<7.0.0)

A plugin to run pypeteer in pytest

#### **pytest-pyq**

*last release:* Mar 10, 2020, *status:* 5 - Production/Stable, *requires:* N/A

Pytest fixture “q” for pyq

#### **pytest-pyramid**

*last release:* Oct 11, 2023, *status:* 5 - Production/Stable, *requires:* pytest

pytest\_pyramid - provides fixtures for testing pyramid applications with pytest test suite

#### **pytest-pyramid-server**

*last release:* May 28, 2019, *status:* 5 - Production/Stable, *requires:* pytest

Pyramid server fixture for py.test

#### **pytest-pyreport**

*last release:* Nov 03, 2023, *status:* N/A, *requires:* pytest

PyReport is a lightweight reporting plugin for Pytest that provides concise HTML report

### pytest-pyright

*last release:* Aug 20, 2023, *status:* 4 - Beta, *requires:* pytest >=7.0.0

Pytest plugin for type checking code with Pyright

### pytest-pyspec

*last release:* Mar 12, 2023, *status:* 5 - Production/Stable, *requires:* pytest (>=7.2.1,<8.0.0)

A plugin that transforms the pytest output into a result similar to the RSpec. It enables the use of docstrings to display results and also enables the use of the prefixes “describe”, “with” and “it”.

### pytest-pystack

*last release:* May 07, 2023, *status:* N/A, *requires:* pytest (>=3.5.0)

Plugin to run pystack after a timeout for a test suite.

### pytest-pytestrail

*last release:* Aug 27, 2020, *status:* 4 - Beta, *requires:* pytest (>=3.8.0)

Pytest plugin for interaction with TestRail

### pytest-pythonpath

*last release:* Feb 10, 2022, *status:* 5 - Production/Stable, *requires:* pytest (<7,>=2.5.2)

pytest plugin for adding to the PYTHONPATH from command line or configs.

### pytest-pytorch

*last release:* May 25, 2021, *status:* 4 - Beta, *requires:* pytest

pytest plugin for a better developer experience when working with the PyTorch test suite

### pytest-pyvista

*last release:* Sep 29, 2023, *status:* 4 - Beta, *requires:* pytest>=3.5.0

Pytest-pyvista package

### pytest-qaseio

*last release:* Sep 12, 2023, *status:* 4 - Beta, *requires:* pytest (>=7.2.2,<8.0.0)

Pytest plugin for Qase.io integration

### pytest-qasync

*last release:* Jul 12, 2021, *status:* 4 - Beta, *requires:* pytest (>=5.4.0)

Pytest support for qasync.

### pytest-qatouch

*last release:* Feb 14, 2023, *status:* 4 - Beta, *requires:* pytest (>=6.2.0)

Pytest plugin for uploading test results to your QA Touch Testrun.

### pytest-qgis

*last release:* Nov 29, 2023, *status:* 5 - Production/Stable, *requires:* pytest >=6.0

A pytest plugin for testing QGIS python plugins

### pytest-qml

*last release:* Dec 02, 2020, *status:* 4 - Beta, *requires:* pytest (>=6.0.0)

Run QML Tests with pytest

### pytest-qr

*last release:* Nov 25, 2021, *status:* 4 - Beta, *requires:* N/A

pytest plugin to generate test result QR codes

#### **pytest-qt**

*last release:* Dec 22, 2023, *status:* 5 - Production/Stable, *requires:* pytest >=3.0.0

pytest support for PyQt and PySide applications

#### **pytest-qt-app**

*last release:* Dec 23, 2015, *status:* 5 - Production/Stable, *requires:* N/A

QT app fixture for py.test

#### **pytest-quarantine**

*last release:* Nov 24, 2019, *status:* 5 - Production/Stable, *requires:* pytest (>=4.6)

A plugin for pytest to manage expected test failures

#### **pytest-quickcheck**

*last release:* Nov 05, 2022, *status:* 4 - Beta, *requires:* pytest (>=4.0)

pytest plugin to generate random data inspired by QuickCheck

#### **pytest-rabbitmq**

*last release:* Jul 05, 2023, *status:* 5 - Production/Stable, *requires:* pytest (>=6.2)

RabbitMQ process and client fixtures for pytest

#### **pytest-race**

*last release:* Jun 07, 2022, *status:* 4 - Beta, *requires:* N/A

Race conditions tester for pytest

#### **pytest-rage**

*last release:* Oct 21, 2011, *status:* 3 - Alpha, *requires:* N/A

pytest plugin to implement PEP712

#### **pytest-rail**

*last release:* May 02, 2022, *status:* N/A, *requires:* pytest (>=3.6)

pytest plugin for creating TestRail runs and adding results

#### **pytest-railflow-testrail-reporter**

*last release:* Jun 29, 2022, *status:* 5 - Production/Stable, *requires:* pytest

Generate json reports along with specified metadata defined in test markers.

#### **pytest-raises**

*last release:* Apr 23, 2020, *status:* N/A, *requires:* pytest (>=3.2.2)

An implementation of pytest.raises as a pytest.mark fixture

#### **pytest-raisesregexp**

*last release:* Dec 18, 2015, *status:* N/A, *requires:* N/A

Simple pytest plugin to look for regex in Exceptions

#### **pytest-raisin**

*last release:* Feb 06, 2022, *status:* N/A, *requires:* pytest

Plugin enabling the use of exception instances with pytest.raises

#### **pytest-random**

*last release:* Apr 28, 2013, *status:* 3 - Alpha, *requires:* N/A

py.test plugin to randomize tests

**pytest-randomly**

*last release:* Aug 15, 2023, *status:* 5 - Production/Stable, *requires:* pytest

Pytest plugin to randomly order tests and control random.seed.

**pytest-randomness**

*last release:* May 30, 2019, *status:* 3 - Alpha, *requires:* N/A

Pytest plugin about random seed management

**pytest-random-num**

*last release:* Oct 19, 2020, *status:* 5 - Production/Stable, *requires:* N/A

Randomise the order in which pytest tests are run with some control over the randomness

**pytest-random-order**

*last release:* Dec 03, 2022, *status:* 5 - Production/Stable, *requires:* pytest ( $\geq 3.0.0$ )

Randomise the order in which pytest tests are run with some control over the randomness

**pytest-readme**

*last release:* Sep 02, 2022, *status:* 5 - Production/Stable, *requires:* N/A

Test your README.md file

**pytest-reana**

*last release:* Nov 30, 2023, *status:* 3 - Alpha, *requires:* N/A

Pytest fixtures for REANA.

**pytest-recorder**

*last release:* Nov 21, 2023, *status:* N/A, *requires:* N/A

Pytest plugin, meant to facilitate unit tests writing for tools consuming Web APIs.

**pytest-recording**

*last release:* Dec 06, 2023, *status:* 4 - Beta, *requires:* pytest  $\geq 3.5.0$

A pytest plugin that allows you recording of network interactions via VCR.py

**pytest-recordings**

*last release:* Aug 13, 2020, *status:* N/A, *requires:* N/A

Provides pytest plugins for reporting request/response traffic, screenshots, and more to ReportPortal

**pytest-redis**

*last release:* Apr 19, 2023, *status:* 5 - Production/Stable, *requires:* pytest ( $\geq 6.2$ )

Redis fixtures and fixture factories for Pytest.

**pytest-redislite**

*last release:* Apr 05, 2022, *status:* 4 - Beta, *requires:* pytest

Pytest plugin for testing code using Redis

**pytest-redmine**

*last release:* Mar 19, 2018, *status:* 1 - Planning, *requires:* N/A

Pytest plugin for redmine

**pytest-ref**

*last release:* Nov 23, 2019, *status:* 4 - Beta, *requires:* pytest ( $\geq 3.5.0$ )

A plugin to store reference files to ease regression testing



#### **pytest-reference-formatter**

*last release:* Oct 01, 2019, *status:* 4 - Beta, *requires:* N/A

Conveniently run pytest with a dot-formatted test reference.

#### **pytest-regex**

*last release:* May 29, 2023, *status:* 4 - Beta, *requires:* pytest (>=3.5.0)

Select pytest tests with regular expressions

#### **pytest-regex-dependency**

*last release:* Jun 12, 2022, *status:* N/A, *requires:* pytest

Management of Pytest dependencies via regex patterns

#### **pytest-regressions**

*last release:* Aug 31, 2023, *status:* 5 - Production/Stable, *requires:* pytest >=6.2.0

Easy to use fixtures to write regression tests.

#### **pytest-regtest**

*last release:* Aug 17, 2023, *status:* N/A, *requires:* N/A

pytest plugin for regression tests

#### **pytest-relative-order**

*last release:* May 17, 2021, *status:* 4 - Beta, *requires:* N/A

a pytest plugin that sorts tests using “before” and “after” markers

#### **pytest-relaxed**

*last release:* May 23, 2023, *status:* 5 - Production/Stable, *requires:* pytest (>=7)

Relaxed test discovery/organization for pytest

#### **pytest-remfiles**

*last release:* Jul 01, 2019, *status:* 5 - Production/Stable, *requires:* N/A

Pytest plugin to create a temporary directory with remote files

#### **pytest-remotedata**

*last release:* Sep 26, 2023, *status:* 5 - Production/Stable, *requires:* pytest >=4.6

Pytest plugin for controlling remote data access.

#### **pytest-remote-response**

*last release:* Apr 26, 2023, *status:* 5 - Production/Stable, *requires:* pytest (>=4.6)

Pytest plugin for capturing and mocking connection requests.

#### **pytest-remove-stale-bytecode**

*last release:* Jul 07, 2023, *status:* 4 - Beta, *requires:* pytest

py.test plugin to remove stale byte code files.

#### **pytest-reorder**

*last release:* May 31, 2018, *status:* 4 - Beta, *requires:* pytest

Reorder tests depending on their paths and names.

#### **pytest-repeat**

*last release:* Oct 09, 2023, *status:* 5 - Production/Stable, *requires:* pytest

pytest plugin for repeating tests

#### **pytest-replay**

*last release:* Jun 09, 2021, *status:* 4 - Beta, *requires:* pytest (>=3.0.0)

Saves previous test runs and allow re-execute previous pytest runs to reproduce crashes or flaky tests

#### **pytest-repo-health**

*last release:* Apr 17, 2023, *status:* 3 - Alpha, *requires:* pytest

A pytest plugin to report on repository standards conformance

#### **pytest-report**

*last release:* May 11, 2016, *status:* 4 - Beta, *requires:* N/A

Creates json report that is compatible with atom.io's linter message format

#### **pytest-reporter**

*last release:* Jul 22, 2021, *status:* 4 - Beta, *requires:* pytest

Generate Pytest reports with templates

#### **pytest-reporter-html1**

*last release:* Jun 05, 2023, *status:* 4 - Beta, *requires:* N/A

A basic HTML report template for Pytest

#### **pytest-reporter-html-dots**

*last release:* Jan 22, 2023, *status:* N/A, *requires:* N/A

A basic HTML report for pytest using Jinja2 template engine.

#### **pytest-reportinfra**

*last release:* Aug 11, 2019, *status:* 3 - Alpha, *requires:* N/A

Pytest plugin for reportinfra

#### **pytest-reporting**

*last release:* Oct 25, 2019, *status:* 4 - Beta, *requires:* pytest (>=3.5.0)

A plugin to report summarized results in a table format

#### **pytest-reportlog**

*last release:* May 22, 2023, *status:* 3 - Alpha, *requires:* pytest

Replacement for the `--resultlog` option, focused in simplicity and extensibility

#### **pytest-report-me**

*last release:* Dec 31, 2020, *status:* N/A, *requires:* pytest

A pytest plugin to generate report.

#### **pytest-report-parameters**

*last release:* Jun 18, 2020, *status:* 3 - Alpha, *requires:* pytest (>=2.4.2)

pytest plugin for adding tests' parameters to junit report

#### **pytest-reportportal**

*last release:* Dec 06, 2023, *status:* N/A, *requires:* pytest >=3.8.0

Agent for Reporting results of tests to the Report Portal

#### **pytest-report-stream**

*last release:* Oct 22, 2023, *status:* 4 - Beta, *requires:* N/A

A pytest plugin which allows to stream test reports at runtime

#### **pytest-reqs**

*last release:* May 12, 2019, *status:* N/A, *requires:* pytest (>=2.4.2)

pytest plugin to check pinned requirements

#### **pytest-requests**

*last release:* Jun 24, 2019, *status:* 4 - Beta, *requires:* pytest (>=3.5.0)

A simple plugin to use with pytest

#### **pytest-requestselapsed**

*last release:* Aug 14, 2022, *status:* N/A, *requires:* N/A

collect and show http requests elapsed time

#### **pytest-requests-futures**

*last release:* Jul 06, 2022, *status:* 5 - Production/Stable, *requires:* pytest

Pytest Plugin to Mock Requests Futures

#### **pytest-requires**

*last release:* Dec 21, 2021, *status:* 4 - Beta, *requires:* pytest (>=3.5.0)

A pytest plugin to elegantly skip tests with optional requirements

#### **pytest-reraise**

*last release:* Sep 20, 2022, *status:* 5 - Production/Stable, *requires:* pytest (>=4.6)

Make multi-threaded pytest test cases fail when they should

#### **pytest-rerun**

*last release:* Jul 08, 2019, *status:* N/A, *requires:* pytest (>=3.6)

Re-run only changed files in specified branch

#### **pytest-rerun-all**

*last release:* Nov 16, 2023, *status:* 3 - Alpha, *requires:* pytest (>=7.0.0)

Rerun testsuite for a certain time or iterations

#### **pytest-rerunfailures**

*last release:* Nov 22, 2023, *status:* 5 - Production/Stable, *requires:* pytest >=7

pytest plugin to re-run tests to eliminate flaky failures

#### **pytest-rerunfailures-all-logs**

*last release:* Mar 07, 2022, *status:* 5 - Production/Stable, *requires:* N/A

pytest plugin to re-run tests to eliminate flaky failures

#### **pytest-reserial**

*last release:* Aug 31, 2023, *status:* 4 - Beta, *requires:* pytest

Pytest fixture for recording and replaying serial port traffic.

#### **pytest-resilient-circuits**

*last release:* Dec 11, 2023, *status:* N/A, *requires:* pytest ~4.6 ; python\_version == "2.7"

Resilient Circuits fixtures for PyTest

#### **pytest-resource**

*last release:* Nov 14, 2018, *status:* 4 - Beta, *requires:* N/A

Load resource fixture plugin to use with pytest

### pytest-resource-path

*last release:* May 01, 2021, *status:* 5 - Production/Stable, *requires:* pytest (>=3.5.0)

Provides path for uniform access to test resources in isolated directory

### pytest-resource-usage

*last release:* Nov 06, 2022, *status:* 5 - Production/Stable, *requires:* pytest>=7.0.0

Pytest plugin for reporting running time and peak memory usage

### pytest-responsemock

*last release:* Mar 10, 2022, *status:* 5 - Production/Stable, *requires:* N/A

Simplified requests calls mocking for pytest

### pytest-responses

*last release:* Oct 11, 2022, *status:* N/A, *requires:* pytest (>=2.5)

py.test integration for responses

### pytest-rest-api

*last release:* Aug 08, 2022, *status:* N/A, *requires:* pytest (>=7.1.2,<8.0.0)

### pytest-restrict

*last release:* Jul 10, 2023, *status:* 5 - Production/Stable, *requires:* pytest

Pytest plugin to restrict the test types allowed

### pytest-result-log

*last release:* Oct 15, 2023, *status:* N/A, *requires:* pytest>=7.2.0

A pytest plugin that records the start, end, and result information of each use case in a log file

### pytest-result-sender

*last release:* Apr 20, 2023, *status:* N/A, *requires:* pytest>=7.3.1

### pytest-resume

*last release:* Apr 22, 2023, *status:* 4 - Beta, *requires:* pytest (>=7.0)

A Pytest plugin to resuming from the last run test

### pytest-rethinkdb

*last release:* Jul 24, 2016, *status:* 4 - Beta, *requires:* N/A

A RethinkDB plugin for pytest.

### pytest-retry

*last release:* Oct 04, 2023, *status:* N/A, *requires:* pytest >=7.0.0

Adds the ability to retry flaky tests in CI environments

### pytest-retry-class

*last release:* Mar 25, 2023, *status:* N/A, *requires:* pytest (>=5.3)

A pytest plugin to rerun entire class on failure

### pytest-reusable-testcases

*last release:* Apr 28, 2023, *status:* N/A, *requires:* N/A

### pytest-reverse

*last release:* Jul 10, 2023, *status:* 5 - Production/Stable, *requires:* pytest

Pytest plugin to reverse test order.

### pytest-rich

*last release:* Mar 03, 2022, *status:* 4 - Beta, *requires:* pytest (>=7.0)

Leverage rich for richer test session output

#### **pytest-richer**

*last release:* Oct 27, 2023, *status:* 3 - Alpha, *requires:* pytest

Pytest plugin providing a Rich based reporter.

#### **pytest-rich-reporter**

*last release:* Feb 17, 2022, *status:* 1 - Planning, *requires:* pytest (>=5.0.0)

A pytest plugin using Rich for beautiful test result formatting.

#### **pytest-richtrace**

*last release:* Jun 20, 2023, *status:* N/A, *requires:* N/A

A pytest plugin that displays the names and information of the pytest hook functions as they are executed.

#### **pytest-ringo**

*last release:* Sep 27, 2017, *status:* 3 - Alpha, *requires:* N/A

pytest plugin to test webapplications using the Ringo webframework

#### **pytest-rmsis**

*last release:* Aug 10, 2022, *status:* N/A, *requires:* pytest (>=5.3.5)

Synchronise pytest results to Jira RMsis

#### **pytest-rng**

*last release:* Aug 08, 2019, *status:* 5 - Production/Stable, *requires:* pytest

Fixtures for seeding tests and making randomness reproducible

#### **pytest-roast**

*last release:* Nov 09, 2022, *status:* 5 - Production/Stable, *requires:* pytest

pytest plugin for ROAST configuration override and fixtures

#### **pytest-rocketchat**

*last release:* Apr 18, 2021, *status:* 5 - Production/Stable, *requires:* N/A

Pytest to Rocket.Chat reporting plugin

#### **pytest-rottest**

*last release:* Sep 08, 2019, *status:* N/A, *requires:* pytest (>=3.5.0)

Pytest integration with rottest

#### **pytest-rpc**

*last release:* Feb 22, 2019, *status:* 4 - Beta, *requires:* pytest (~=3.6)

Extend py.test for RPC OpenStack testing.

#### **pytest-rst**

*last release:* Jan 26, 2023, *status:* N/A, *requires:* N/A

Test code from RST documents with pytest

#### **pytest-rt**

*last release:* May 05, 2022, *status:* N/A, *requires:* N/A

pytest data collector plugin for Testgr

#### **pytest-rtts**

*last release:* May 17, 2021, *status:* N/A, *requires:* pytest

Coverage-based regression test selection (RTS) plugin for pytest

### pytest-ruff

*last release:* Oct 31, 2023, *status:* 4 - Beta, *requires:* N/A

pytest plugin to check ruff requirements.

### pytest-run-changed

*last release:* Apr 02, 2021, *status:* 3 - Alpha, *requires:* pytest

Pytest plugin that runs changed tests only

### pytest-runfailed

*last release:* Mar 24, 2016, *status:* N/A, *requires:* N/A

implement a `--failed` option for pytest

### pytest-run-subprocess

*last release:* Nov 12, 2022, *status:* 5 - Production/Stable, *requires:* pytest

Pytest Plugin for running and testing subprocesses.

### pytest-runtime-types

*last release:* Feb 09, 2023, *status:* N/A, *requires:* pytest

Checks type annotations on runtime while running tests.

### pytest-runtime-xfail

*last release:* Aug 26, 2021, *status:* N/A, *requires:* pytest $\geq$ 5.0.0

Call `runtime_xfail()` to mark running test as xfail.

### pytest-runtime-yoyo

*last release:* Jun 12, 2023, *status:* N/A, *requires:* pytest ( $\geq$ 7.2.0)

run case mark timeout

### pytest-saccharin

*last release:* Oct 31, 2022, *status:* 3 - Alpha, *requires:* N/A

pytest-saccharin is a updated fork of pytest-sugar, a plugin for pytest that changes the default look and feel of pytest (e.g. progressbar, show tests that fail instantly).

### pytest-salt

*last release:* Jan 27, 2020, *status:* 4 - Beta, *requires:* N/A

Pytest Salt Plugin

### pytest-salt-containers

*last release:* Nov 09, 2016, *status:* 4 - Beta, *requires:* N/A

A Pytest plugin that builds and creates docker containers

### pytest-salt-factories

*last release:* Nov 25, 2023, *status:* 4 - Beta, *requires:* pytest ( $\geq$ 6.0.0)

Pytest Salt Plugin

### pytest-salt-from-filenames

*last release:* Jan 29, 2019, *status:* 4 - Beta, *requires:* pytest ( $\geq$ 4.1)

Simple PyTest Plugin For Salt's Test Suite Specifically

### pytest-salt-runtests-bridge

*last release:* Dec 05, 2019, *status:* 4 - Beta, *requires:* pytest ( $\geq$ 4.1)

Simple PyTest Plugin For Salt's Test Suite Specifically

#### **pytest-sanic**

*last release:* Oct 25, 2021, *status:* N/A, *requires:* pytest (>=5.2)

a pytest plugin for Sanic

#### **pytest-sanity**

*last release:* Dec 07, 2020, *status:* N/A, *requires:* N/A

#### **pytest-sa-pg**

*last release:* May 14, 2019, *status:* N/A, *requires:* N/A

#### **pytest-sbase**

*last release:* Dec 23, 2023, *status:* 5 - Production/Stable, *requires:* N/A

A complete web automation framework for end-to-end testing.

#### **pytest-scenario**

*last release:* Feb 06, 2017, *status:* 3 - Alpha, *requires:* N/A

pytest plugin for test scenarios

#### **pytest-schedule**

*last release:* Jan 07, 2023, *status:* 5 - Production/Stable, *requires:* N/A

The job of test scheduling for humans.

#### **pytest-schema**

*last release:* Mar 14, 2022, *status:* 5 - Production/Stable, *requires:* pytest (>=3.5.0)

🔗 Validate return values against a schema-like object in testing

#### **pytest-screenshot-on-failure**

*last release:* Jul 21, 2023, *status:* 4 - Beta, *requires:* N/A

Saves a screenshot when a test case from a pytest execution fails

#### **pytest-securestore**

*last release:* Nov 08, 2021, *status:* 4 - Beta, *requires:* N/A

An encrypted password store for use within pytest cases

#### **pytest-select**

*last release:* Jan 18, 2019, *status:* 3 - Alpha, *requires:* pytest (>=3.0)

A pytest plugin which allows to (de-)select tests from a file.

#### **pytest-selenium**

*last release:* Nov 20, 2023, *status:* 5 - Production/Stable, *requires:* pytest>=6.0.0

pytest plugin for Selenium

#### **pytest-selenium-auto**

*last release:* Nov 07, 2023, *status:* N/A, *requires:* pytest >= 7.0.0

pytest plugin to automatically capture screenshots upon selenium webdriver events

#### **pytest-seleniumbase**

*last release:* Dec 23, 2023, *status:* 5 - Production/Stable, *requires:* N/A

A complete web automation framework for end-to-end testing.

#### **pytest-selenium-enhancer**

*last release:* Apr 29, 2022, *status:* 5 - Production/Stable, *requires:* N/A

pytest plugin for Selenium

#### pytest-selenium-pdiff

*last release:* Apr 06, 2017, *status:* 2 - Pre-Alpha, *requires:* N/A

A pytest package implementing perceptualdiff for Selenium tests.

#### pytest-send-email

*last release:* Dec 04, 2019, *status:* N/A, *requires:* N/A

Send pytest execution result email

#### pytest-sentry

*last release:* Jan 05, 2023, *status:* N/A, *requires:* N/A

A pytest plugin to send testrun information to Sentry.io

#### pytest-sequence-markers

*last release:* May 23, 2023, *status:* 5 - Production/Stable, *requires:* N/A

Pytest plugin for sequencing markers for execution of tests

#### pytest-server-fixtures

*last release:* Dec 19, 2023, *status:* 5 - Production/Stable, *requires:* pytest

Extensible server fixtures for py.test

#### pytest-serverless

*last release:* May 09, 2022, *status:* 4 - Beta, *requires:* N/A

Automatically mocks resources from serverless.yml in pytest using moto.

#### pytest-servers

*last release:* Dec 19, 2023, *status:* 3 - Alpha, *requires:* pytest >=6.2

pytest servers

#### pytest-services

*last release:* Oct 30, 2020, *status:* 6 - Mature, *requires:* N/A

Services plugin for pytest testing framework

#### pytest-session2file

*last release:* Jan 26, 2021, *status:* 3 - Alpha, *requires:* pytest

pytest-session2file (aka: pytest-session\_to\_file for v0.1.0 - v0.1.2) is a py.test plugin for capturing and saving to file the stdout of py.test.

#### pytest-session-fixture-globalize

*last release:* May 15, 2018, *status:* 4 - Beta, *requires:* N/A

py.test plugin to make session fixtures behave as if written in conftest, even if it is written in some modules

#### pytest-session\_to\_file

*last release:* Oct 01, 2015, *status:* 3 - Alpha, *requires:* N/A

pytest-session\_to\_file is a py.test plugin for capturing and saving to file the stdout of py.test.

#### pytest-setupinfo

*last release:* Jan 23, 2023, *status:* N/A, *requires:* N/A

Displaying setup info during pytest command run

#### pytest-sftpserver

*last release:* Sep 16, 2019, *status:* 4 - Beta, *requires:* N/A

py.test plugin to locally test sftp server connections.



### **pytest-shard**

*last release:* Dec 11, 2020, *status:* 4 - Beta, *requires:* pytest

### **pytest-share-hdf**

*last release:* Sep 21, 2022, *status:* 4 - Beta, *requires:* pytest (>=3.5.0)

Plugin to save test data in HDF files and retrieve them for comparison

### **pytest-sharkreport**

*last release:* Jul 11, 2022, *status:* N/A, *requires:* pytest (>=3.5)

this is pytest report plugin.

### **pytest-shell**

*last release:* Mar 27, 2022, *status:* N/A, *requires:* N/A

A pytest plugin to help with testing shell scripts / black box commands

### **pytest-shell-utilities**

*last release:* Jul 02, 2023, *status:* 5 - Production/Stable, *requires:* pytest (>=7.1.0)

Pytest plugin to simplify running shell commands against the system

### **pytest-sheraf**

*last release:* Feb 11, 2020, *status:* N/A, *requires:* pytest

Versatile ZODB abstraction layer - pytest fixtures

### **pytest-sherlock**

*last release:* Aug 14, 2023, *status:* 5 - Production/Stable, *requires:* pytest >=3.5.1

pytest plugin help to find coupled tests

### **pytest-shortcuts**

*last release:* Oct 29, 2020, *status:* 4 - Beta, *requires:* pytest (>=3.5.0)

Expand command-line shortcuts listed in pytest configuration

### **pytest-shutil**

*last release:* May 28, 2019, *status:* 5 - Production/Stable, *requires:* pytest

A goodie-bag of unix shell and environment tools for py.test

### **pytest-simplehttpserver**

*last release:* Jun 24, 2021, *status:* 4 - Beta, *requires:* N/A

Simple pytest fixture to spin up an HTTP server

### **pytest-simple-plugin**

*last release:* Nov 27, 2019, *status:* N/A, *requires:* N/A

Simple pytest plugin

### **pytest-simple-settings**

*last release:* Nov 17, 2020, *status:* 4 - Beta, *requires:* pytest

simple-settings plugin for pytest

### **pytest-single-file-logging**

*last release:* May 05, 2016, *status:* 4 - Beta, *requires:* pytest (>=2.8.1)

Allow for multiple processes to log to a single file

### **pytest-skip-markers**

*last release:* Oct 20, 2023, *status:* 5 - Production/Stable, *requires:* pytest >=7.1.0

Pytest Salt Plugin

### pytest-skipper

*last release:* Mar 26, 2017, *status:* 3 - Alpha, *requires:* pytest (>=3.0.6)

A plugin that selects only tests with changes in execution path

### pytest-skippy

*last release:* Jan 27, 2018, *status:* 3 - Alpha, *requires:* pytest (>=2.3.4)

Automatically skip tests that don't need to run!

### pytest-skip-slow

*last release:* Feb 09, 2023, *status:* N/A, *requires:* pytest>=6.2.0

A pytest plugin to skip `@pytest.mark.slow` tests by default.

### pytest-skipuntil

*last release:* Nov 25, 2023, *status:* 4 - Beta, *requires:* pytest >=3.8.0

A simple pytest plugin to skip flapping test with deadline

### pytest-slack

*last release:* Dec 15, 2020, *status:* 5 - Production/Stable, *requires:* N/A

Pytest to Slack reporting plugin

### pytest-slow

*last release:* Sep 28, 2021, *status:* N/A, *requires:* N/A

A pytest plugin to skip `@pytest.mark.slow` tests by default.

### pytest-slowest-first

*last release:* Dec 11, 2022, *status:* 4 - Beta, *requires:* N/A

Sort tests by their last duration, slowest first

### pytest-slow-last

*last release:* Dec 10, 2022, *status:* 4 - Beta, *requires:* pytest (>=3.5.0)

Run tests in order of execution time (faster tests first)

### pytest-smartcollect

*last release:* Oct 04, 2018, *status:* N/A, *requires:* pytest (>=3.5.0)

A plugin for collecting tests that touch changed code

### pytest-smartcov

*last release:* Sep 30, 2017, *status:* 3 - Alpha, *requires:* N/A

Smart coverage plugin for pytest.

### pytest-smell

*last release:* Jun 26, 2022, *status:* N/A, *requires:* N/A

Automated bad smell detection tool for Pytest

### pytest-smtp

*last release:* Feb 20, 2021, *status:* N/A, *requires:* pytest

Send email with pytest execution result

### pytest-smtp4dev

*last release:* Jun 27, 2023, *status:* 5 - Production/Stable, *requires:* N/A

Plugin for smtp4dev API

### pytest-smtpd

*last release:* May 15, 2023, *status:* N/A, *requires:* pytest

An SMTP server for testing built on aiosmtpd

### pytest-smtp-test-server

*last release:* Dec 03, 2023, *status:* 2 - Pre-Alpha, *requires:* pytest (>=7.4.3,<8.0.0)

pytest plugin for using `smtp-test-server` as a fixture

### pytest-snail

*last release:* Nov 04, 2019, *status:* 3 - Alpha, *requires:* pytest (>=5.0.1)

Plugin for adding a marker to slow running tests. 🐌

### pytest-snapci

*last release:* Nov 12, 2015, *status:* N/A, *requires:* N/A

py.test plugin for Snap-CI

### pytest-snapshot

*last release:* Apr 23, 2022, *status:* 4 - Beta, *requires:* pytest (>=3.0.0)

A plugin for snapshot testing with pytest.

### pytest-snapshot-with-message-generator

*last release:* Jul 25, 2023, *status:* 4 - Beta, *requires:* pytest (>=3.0.0)

A plugin for snapshot testing with pytest.

### pytest-snmppserver

*last release:* May 12, 2021, *status:* N/A, *requires:* N/A

### pytest-snowflake-bdd

*last release:* Jan 05, 2022, *status:* 4 - Beta, *requires:* pytest (>=6.2.0)

Setup test data and run tests on snowflake in BDD style!

### pytest-socket

*last release:* Feb 03, 2023, *status:* 4 - Beta, *requires:* pytest (>=3.6.3)

Pytest Plugin to disable socket calls during tests

### pytest-sofaepione

*last release:* Aug 17, 2022, *status:* N/A, *requires:* N/A

Test the installation of SOFA and the SofaEpione plugin.

### pytest-soft-assertions

*last release:* May 05, 2020, *status:* 3 - Alpha, *requires:* pytest

### pytest-solidity

*last release:* Jan 15, 2022, *status:* 1 - Planning, *requires:* pytest (<7,>=6.0.1) ; extra == 'tests'

A PyTest library plugin for Solidity language.

### pytest-solr

*last release:* May 11, 2020, *status:* 3 - Alpha, *requires:* pytest (>=3.0.0)

Solr process and client fixtures for py.test.

### pytest-sort

*last release:* Dec 22, 2023, *status:* N/A, *requires:* pytest >=7.4.0

Tools for sorting test cases

#### pytest-sorter

*last release:* Apr 20, 2021, *status:* 4 - Beta, *requires:* pytest (>=3.1.1)

A simple plugin to first execute tests that historically failed more

#### pytest-sosu

*last release:* Aug 04, 2023, *status:* 2 - Pre-Alpha, *requires:* pytest

Unofficial PyTest plugin for Sauce Labs

#### pytest-sourceorder

*last release:* Sep 01, 2021, *status:* 4 - Beta, *requires:* pytest

Test-ordering plugin for pytest

#### pytest-spark

*last release:* Feb 23, 2020, *status:* 4 - Beta, *requires:* pytest

pytest plugin to run the tests with support of pyspark.

#### pytest-spawner

*last release:* Jul 31, 2015, *status:* 4 - Beta, *requires:* N/A

py.test plugin to spawn process and communicate with them.

#### pytest-spec

*last release:* May 04, 2021, *status:* N/A, *requires:* N/A

Library pytest-spec is a pytest plugin to display test execution output like a SPECIFICATION.

#### pytest-spec2md

*last release:* Nov 21, 2023, *status:* N/A, *requires:* pytest (>7.0)

Library pytest-spec2md is a pytest plugin to create a markdown specification while running pytest.

#### pytest-speed

*last release:* Jan 22, 2023, *status:* 3 - Alpha, *requires:* pytest>=7

Modern benchmarking library for python with pytest integration.

#### pytest-sphinx

*last release:* Sep 06, 2022, *status:* 4 - Beta, *requires:* pytest (>=7.0.0)

Doctest plugin for pytest with support for Sphinx-specific doctest-directives

#### pytest-spiratest

*last release:* Feb 08, 2022, *status:* N/A, *requires:* N/A

Exports unit tests as test runs in SpiraTest/Team/Plan

#### pytest-splinter

*last release:* Sep 09, 2022, *status:* 6 - Mature, *requires:* pytest (>=3.0.0)

Splinter plugin for pytest testing framework

#### pytest-splinter4

*last release:* Jun 11, 2022, *status:* 6 - Mature, *requires:* pytest (<8.0,>=7.1.2)

Pytest plugin for the splinter automation library

#### pytest-split

*last release:* Apr 12, 2023, *status:* 4 - Beta, *requires:* pytest (>=5,<8)

Pytest plugin which splits the test suite to equally sized sub suites based on test execution time.

#### pytest-split-ext

*last release:* Sep 23, 2023, *status:* 4 - Beta, *requires:* pytest (>=5,<8)

Pytest plugin which splits the test suite to equally sized sub suites based on test execution time.

#### pytest-splitio

*last release:* Sep 22, 2020, *status:* N/A, *requires:* pytest (<7,>=5.0)

Split.io SDK integration for e2e tests

#### pytest-split-tests

*last release:* Jul 30, 2021, *status:* 5 - Production/Stable, *requires:* pytest (>=2.5)

A Pytest plugin for running a subset of your tests by splitting them in to equally sized groups. Forked from Mark Adams' original project `pytest-test-groups`.

#### pytest-split-tests-tresorit

*last release:* Feb 22, 2021, *status:* 1 - Planning, *requires:* N/A

#### pytest-splunk-addon

*last release:* Dec 21, 2023, *status:* N/A, *requires:* pytest (>5.4.0,<8)

A Dynamic test tool for Splunk Apps and Add-ons

#### pytest-splunk-addon-ui-smartx

*last release:* Dec 01, 2023, *status:* N/A, *requires:* N/A

Library to support testing Splunk Add-on UX

#### pytest-splunk-env

*last release:* Oct 22, 2020, *status:* N/A, *requires:* pytest (>=6.1.1,<7.0.0)

pytest fixtures for interaction with Splunk Enterprise and Splunk Cloud

#### pytest-sqitch

*last release:* Apr 06, 2020, *status:* 4 - Beta, *requires:* N/A

sqitch for pytest

#### pytest-sqlalchemy

*last release:* Mar 13, 2018, *status:* 3 - Alpha, *requires:* N/A

pytest plugin with sqlalchemy related fixtures

#### pytest-sqlalchemy-mock

*last release:* Mar 15, 2023, *status:* 3 - Alpha, *requires:* pytest (>=2.0)

pytest sqlalchemy plugin for mock

#### pytest-sqlalchemy-session

*last release:* May 19, 2023, *status:* 4 - Beta, *requires:* pytest (>=7.0)

A pytest plugin for preserving test isolation that use SQLAlchemy.

#### pytest-sql-bigquery

*last release:* Dec 19, 2019, *status:* N/A, *requires:* pytest

Yet another SQL-testing framework for BigQuery provided by pytest plugin

#### pytest-sqlfluff

*last release:* Dec 21, 2022, *status:* 4 - Beta, *requires:* pytest (>=3.5.0)

A pytest plugin to use sqlfluff to enable format checking of sql files.

#### pytest-squadcast

*last release:* Feb 22, 2022, *status:* 5 - Production/Stable, *requires:* pytest

Pytest report plugin for Squadcast

**pytest-srcpaths**

*last release:* Oct 15, 2021, *status:* N/A, *requires:* pytest>=6.2.0

Add paths to sys.path

**pytest-ssh**

*last release:* May 27, 2019, *status:* N/A, *requires:* pytest

pytest plugin for ssh command run

**pytest-start-from**

*last release:* Apr 11, 2016, *status:* N/A, *requires:* N/A

Start pytest run from a given point

**pytest-star-track-issue**

*last release:* Feb 10, 2023, *status:* N/A, *requires:* N/A

A package to prevent Dependency Confusion attacks against Yandex.

**pytest-static**

*last release:* Sep 03, 2023, *status:* 1 - Planning, *requires:* N/A

pytest-static

**pytest-statsd**

*last release:* Nov 30, 2018, *status:* 5 - Production/Stable, *requires:* pytest (>=3.0.0)

pytest plugin for reporting to graphite

**pytest-stepfunctions**

*last release:* May 08, 2021, *status:* 4 - Beta, *requires:* pytest

A small description

**pytest-steps**

*last release:* Sep 23, 2021, *status:* 5 - Production/Stable, *requires:* N/A

Create step-wise / incremental tests in pytest.

**pytest-stepwise**

*last release:* Dec 01, 2015, *status:* 4 - Beta, *requires:* N/A

Run a test suite one failing test at a time.

**pytest-stf**

*last release:* Oct 10, 2023, *status:* N/A, *requires:* pytest >=5.0

pytest plugin for openSTF

**pytest-stoq**

*last release:* Feb 09, 2021, *status:* 4 - Beta, *requires:* N/A

A plugin to pytest stoq

**pytest-store**

*last release:* Nov 16, 2023, *status:* 3 - Alpha, *requires:* pytest (>=7.0.0)

Pytest plugin to store values from test runs

**pytest-stress**

*last release:* Dec 07, 2019, *status:* 4 - Beta, *requires:* pytest (>=3.6.0)

A Pytest plugin that allows you to loop tests for a user defined amount of time.

#### **pytest-structlog**

*last release:* Dec 18, 2022, *status:* N/A, *requires:* pytest

Structured logging assertions

#### **pytest-structmpd**

*last release:* Oct 17, 2018, *status:* N/A, *requires:* N/A

provide structured temporary directory

#### **pytest-stub**

*last release:* Apr 28, 2020, *status:* 5 - Production/Stable, *requires:* N/A

Stub packages, modules and attributes.

#### **pytest-stubprocess**

*last release:* Sep 17, 2018, *status:* 3 - Alpha, *requires:* pytest (>=3.5.0)

Provide stub implementations for subprocesses in Python tests

#### **pytest-study**

*last release:* Sep 26, 2017, *status:* 3 - Alpha, *requires:* pytest (>=2.0)

A pytest plugin to organize long run tests (named studies) without interfering the regular tests

#### **pytest-subinterpreter**

*last release:* Nov 25, 2023, *status:* N/A, *requires:* pytest>=7.0.0

Run pytest in a subinterpreter

#### **pytest-subprocess**

*last release:* Jan 28, 2023, *status:* 5 - Production/Stable, *requires:* pytest (>=4.0.0)

A plugin to fake subprocess for pytest

#### **pytest-subtesthack**

*last release:* Jul 16, 2022, *status:* N/A, *requires:* N/A

A hack to explicitly set up and tear down fixtures.

#### **pytest-subtests**

*last release:* May 15, 2023, *status:* 4 - Beta, *requires:* pytest (>=7.0)

unittest subTest() support and subtests fixture

#### **pytest-subunit**

*last release:* Sep 17, 2023, *status:* N/A, *requires:* pytest (>=2.3)

pytest-subunit is a plugin for py.test which outputs testresult in subunit format.

#### **pytest-sugar**

*last release:* Apr 10, 2023, *status:* 4 - Beta, *requires:* pytest (>=6.2.0)

pytest-sugar is a plugin for pytest that changes the default look and feel of pytest (e.g. progressbar, show tests that fail instantly).

#### **pytest-suitemanager**

*last release:* Apr 28, 2023, *status:* 4 - Beta, *requires:* N/A

A simple plugin to use with pytest

#### **pytest-supercov**

*last release:* Jul 02, 2023, *status:* N/A, *requires:* N/A

Pytest plugin for measuring explicit test-file to source-file coverage

#### pytest-svn

*last release:* May 28, 2019, *status:* 5 - Production/Stable, *requires:* pytest

SVN repository fixture for py.test

#### pytest-symbols

*last release:* Nov 20, 2017, *status:* 3 - Alpha, *requires:* N/A

pytest-symbols is a pytest plugin that adds support for passing test environment symbols into pytest tests.

#### pytest-synodic

*last release:* Aug 26, 2023, *status:* N/A, *requires:* pytest>=7.4.0

Synodic Pytest utilities

#### pytest-system-statistics

*last release:* Feb 16, 2022, *status:* 5 - Production/Stable, *requires:* pytest (>=6.0.0)

Pytest plugin to track and report system usage statistics

#### pytest-system-test-plugin

*last release:* Feb 03, 2022, *status:* N/A, *requires:* N/A

Pyst - Pytest System-Test Plugin

#### pytest-tagging

*last release:* Apr 01, 2023, *status:* N/A, *requires:* pytest (>=7.1.3,<8.0.0)

a pytest plugin to tag tests

#### pytest-takeltest

*last release:* Feb 15, 2023, *status:* N/A, *requires:* N/A

Fixtures for ansible, testinfra and molecule

#### pytest-talisker

*last release:* Nov 28, 2021, *status:* N/A, *requires:* N/A

#### pytest-tally

*last release:* May 22, 2023, *status:* 4 - Beta, *requires:* pytest (>=6.2.5)

A Pytest plugin to generate realtime summary stats, and display them in-console using a text-based dashboard.

#### pytest-tap

*last release:* Jul 15, 2023, *status:* 5 - Production/Stable, *requires:* pytest (>=3.0)

Test Anything Protocol (TAP) reporting plugin for pytest

#### pytest-tape

*last release:* Mar 17, 2021, *status:* 4 - Beta, *requires:* N/A

easy assertion with expected results saved to yaml files

#### pytest-target

*last release:* Jan 21, 2021, *status:* 3 - Alpha, *requires:* pytest (>=6.1.2,<7.0.0)

Pytest plugin for remote target orchestration.

#### pytest-tblineinfo

*last release:* Dec 01, 2015, *status:* 3 - Alpha, *requires:* pytest (>=2.0)

tblineinfo is a py.test plugin that insert the node id in the final py.test report when `-tb=line` option is used

#### pytest-tcp

*last release:* Dec 10, 2023, *status:* 4 - Beta, *requires:* pytest >=7.4.3

A Pytest plugin for test prioritization



#### pytest-tcpclient

*last release:* Nov 16, 2022, *status:* N/A, *requires:* pytest (<8,>=7.1.3)

A pytest plugin for testing TCP clients

#### pytest-tdd

*last release:* Aug 18, 2023, *status:* 4 - Beta, *requires:* N/A

run pytest on a python module

#### pytest-teamcity-logblock

*last release:* May 15, 2018, *status:* 4 - Beta, *requires:* N/A

py.test plugin to introduce block structure in teamcity build log, if output is not captured

#### pytest-telegram

*last release:* Dec 10, 2020, *status:* 5 - Production/Stable, *requires:* N/A

Pytest to Telegram reporting plugin

#### pytest-telegram-notifier

*last release:* Jun 27, 2023, *status:* 5 - Production/Stable, *requires:* N/A

Telegram notification plugin for Pytest

#### pytest-tempdir

*last release:* Oct 11, 2019, *status:* 4 - Beta, *requires:* pytest (>=2.8.1)

Predictable and repeatable tempdir support.

#### pytest-terra-fixt

*last release:* Sep 15, 2022, *status:* N/A, *requires:* pytest (==6.2.5)

Terraform and Terragrunt fixtures for pytest

#### pytest-terraform

*last release:* Jun 20, 2023, *status:* N/A, *requires:* pytest (>=6.0)

A pytest plugin for using terraform fixtures

#### pytest-terraform-fixture

*last release:* Nov 14, 2018, *status:* 4 - Beta, *requires:* N/A

generate terraform resources to use with pytest

#### pytest-testbook

*last release:* Dec 11, 2016, *status:* 3 - Alpha, *requires:* N/A

A plugin to run tests written in Jupyter notebook

#### pytest-testconfig

*last release:* Jan 11, 2020, *status:* 4 - Beta, *requires:* pytest (>=3.5.0)

Test configuration plugin for pytest.

#### pytest-testdirectory

*last release:* May 02, 2023, *status:* 5 - Production/Stable, *requires:* pytest

A py.test plugin providing temporary directories in unit tests.

#### pytest-testdox

*last release:* Jul 22, 2023, *status:* 5 - Production/Stable, *requires:* pytest (>=4.6.0)

A testdox format reporter for pytest

**pytest-test-grouping**

*last release:* Feb 01, 2023, *status:* 5 - Production/Stable, *requires:* pytest (>=2.5)

A Pytest plugin for running a subset of your tests by splitting them in to equally sized groups.

**pytest-test-groups**

*last release:* Oct 25, 2016, *status:* 5 - Production/Stable, *requires:* N/A

A Pytest plugin for running a subset of your tests by splitting them in to equally sized groups.

**pytest-testinfra**

*last release:* Nov 13, 2023, *status:* 5 - Production/Stable, *requires:* pytest !=3.0.2

Test infrastructures

**pytest-testinfra-jpic**

*last release:* Sep 21, 2023, *status:* 5 - Production/Stable, *requires:* N/A

Test infrastructures

**pytest-testinfra-winrm-transport**

*last release:* Sep 21, 2023, *status:* 5 - Production/Stable, *requires:* N/A

Test infrastructures

**pytest-testlink-adaptor**

*last release:* Dec 20, 2018, *status:* 4 - Beta, *requires:* pytest (>=2.6)

pytest reporting plugin for testlink

**pytest-testmon**

*last release:* Nov 23, 2023, *status:* 4 - Beta, *requires:* pytest <8,>=5

selects tests affected by changed files and methods

**pytest-testmon-dev**

*last release:* Mar 30, 2023, *status:* 4 - Beta, *requires:* pytest (<8,>=5)

selects tests affected by changed files and methods

**pytest-testmon-oc**

*last release:* Jun 01, 2022, *status:* 4 - Beta, *requires:* pytest (<8,>=5)

nOly selects tests affected by changed files and methods

**pytest-testmon-skip-libraries**

*last release:* Mar 03, 2023, *status:* 4 - Beta, *requires:* pytest (<8,>=5)

selects tests affected by changed files and methods

**pytest-testobject**

*last release:* Sep 24, 2019, *status:* 4 - Beta, *requires:* pytest (>=3.1.1)

Plugin to use TestObject Suites with Pytest

**pytest-testpluggy**

*last release:* Jan 07, 2022, *status:* N/A, *requires:* pytest

set your encoding

**pytest-testrail**

*last release:* Aug 27, 2020, *status:* N/A, *requires:* pytest (>=3.6)

pytest plugin for creating TestRail runs and adding results

### pytest-testrail2

*last release:* Feb 10, 2023, *status:* N/A, *requires:* pytest (<8.0,>=7.2.0)

A pytest plugin to upload results to TestRail.

### pytest-testrail-api-client

*last release:* Dec 14, 2021, *status:* N/A, *requires:* pytest

TestRail Api Python Client

### pytest-testrail-appetize

*last release:* Sep 29, 2021, *status:* N/A, *requires:* N/A

pytest plugin for creating TestRail runs and adding results

### pytest-testrail-client

*last release:* Sep 29, 2020, *status:* 5 - Production/Stable, *requires:* N/A

pytest plugin for Testrail

### pytest-testrail-e2e

*last release:* Oct 11, 2021, *status:* N/A, *requires:* pytest (>=3.6)

pytest plugin for creating TestRail runs and adding results

### pytest-testrail-integrator

*last release:* Aug 01, 2022, *status:* N/A, *requires:* pytest (>=6.2.5)

Pytest plugin for sending report to testrail system.

### pytest-testrail-ns

*last release:* Aug 12, 2022, *status:* N/A, *requires:* N/A

pytest plugin for creating TestRail runs and adding results

### pytest-testrail-plugin

*last release:* Apr 21, 2020, *status:* 3 - Alpha, *requires:* pytest

PyTest plugin for TestRail

### pytest-testrail-reporter

*last release:* Sep 10, 2018, *status:* N/A, *requires:* N/A

### pytest-testreport

*last release:* Dec 01, 2022, *status:* 4 - Beta, *requires:* pytest (>=3.5.0)

### pytest-testreport-new

*last release:* Oct 07, 2023, *status:* 4 - Beta, *requires:* pytest >=3.5.0

### pytest-testslide

*last release:* Jan 07, 2021, *status:* 5 - Production/Stable, *requires:* pytest (~=6.2)

TestSlide fixture for pytest

### pytest-test-this

*last release:* Sep 15, 2019, *status:* 2 - Pre-Alpha, *requires:* pytest (>=2.3)

Plugin for py.test to run relevant tests, based on naively checking if a test contains a reference to the symbol you supply

### pytest-test-utils

*last release:* Jul 14, 2022, *status:* N/A, *requires:* pytest (>=5)

### pytest-tesults

*last release:* Jul 21, 2023, *status:* 5 - Production/Stable, *requires:* pytest (>=3.5.0)

Results plugin for pytest

**pytest-textual-snapshot**

*last release:* Aug 23, 2023, *status:* 4 - Beta, *requires:* pytest (>=7.0.0)

Snapshot testing for Textual apps

**pytest-tezos**

*last release:* Jan 16, 2020, *status:* 4 - Beta, *requires:* N/A

pytest-ligo

**pytest-th2-bdd**

*last release:* May 13, 2022, *status:* N/A, *requires:* N/A

pytest\_th2\_bdd

**pytest-thawgun**

*last release:* May 26, 2020, *status:* 3 - Alpha, *requires:* N/A

Pytest plugin for time travel

**pytest-thread**

*last release:* Jul 07, 2023, *status:* N/A, *requires:* N/A

**pytest-threadleak**

*last release:* Jul 03, 2022, *status:* 4 - Beta, *requires:* pytest (>=3.1.1)

Detects thread leaks

**pytest-tick**

*last release:* Aug 31, 2021, *status:* 5 - Production/Stable, *requires:* pytest (>=6.2.5,<7.0.0)

Ticking on tests

**pytest-time**

*last release:* Jun 24, 2023, *status:* 3 - Alpha, *requires:* pytest

**pytest-timeassert-ethan**

*last release:* Dec 25, 2023, *status:* N/A, *requires:* pytest

execution duration

**pytest-timeit**

*last release:* Oct 13, 2016, *status:* 4 - Beta, *requires:* N/A

A pytest plugin to time test function runs

**pytest-timeout**

*last release:* Oct 08, 2023, *status:* 5 - Production/Stable, *requires:* pytest >=5.0.0

pytest plugin to abort hanging tests

**pytest-timeouts**

*last release:* Sep 21, 2019, *status:* 5 - Production/Stable, *requires:* N/A

Linux-only Pytest plugin to control durations of various test case execution phases

**pytest-timer**

*last release:* Dec 26, 2023, *status:* N/A, *requires:* pytest

A timer plugin for pytest

**pytest-timestamper**

*last release:* Jun 06, 2021, *status:* N/A, *requires:* N/A

Pytest plugin to add a timestamp prefix to the pytest output

### pytest-timestamps

*last release:* Sep 11, 2023, *status:* N/A, *requires:* pytest (>=7.3,<8.0)

A simple plugin to view timestamps for each test

### pytest-tiny-api-client

*last release:* Dec 28, 2023, *status:* 5 - Production/Stable, *requires:* pytest

The companion pytest plugin for tiny-api-client

### pytest-tinybird

*last release:* Jun 26, 2023, *status:* 4 - Beta, *requires:* pytest (>=3.8.0)

A pytest plugin to report test results to tinybird

### pytest-tipsi-django

*last release:* Nov 17, 2021, *status:* 4 - Beta, *requires:* pytest (>=6.0.0)

### pytest-tipsi-testing

*last release:* Nov 04, 2020, *status:* 4 - Beta, *requires:* pytest (>=3.3.0)

Better fixtures management. Various helpers

### pytest-tldr

*last release:* Oct 26, 2022, *status:* 4 - Beta, *requires:* pytest (>=3.5.0)

A pytest plugin that limits the output to just the things you need.

### pytest-tm4j-reporter

*last release:* Sep 01, 2020, *status:* N/A, *requires:* pytest

Cloud Jira Test Management (TM4J) PyTest reporter plugin

### pytest-tmnet

*last release:* Mar 01, 2022, *status:* N/A, *requires:* N/A

A small example package

### pytest-tmp-files

*last release:* Dec 08, 2023, *status:* N/A, *requires:* pytest

Utilities to create temporary file hierarchies in pytest.

### pytest-tmpfs

*last release:* Aug 29, 2022, *status:* N/A, *requires:* pytest

A pytest plugin that helps you on using a temporary filesystem for testing.

### pytest-tmreport

*last release:* Aug 12, 2022, *status:* N/A, *requires:* N/A

this is a vue-element ui report for pytest

### pytest-tmux

*last release:* Apr 22, 2023, *status:* 4 - Beta, *requires:* N/A

A pytest plugin that enables tmux driven tests

### pytest-todo

*last release:* May 23, 2019, *status:* 4 - Beta, *requires:* pytest

A small plugin for the pytest testing framework, marking TODO comments as failure

### pytest-tomato

*last release:* Mar 01, 2019, *status:* 5 - Production/Stable, *requires:* N/A

#### pytest-toolbelt

*last release:* Aug 12, 2019, *status:* 3 - Alpha, *requires:* N/A

This is just a collection of utilities for pytest, but don't really belong in pytest proper.

#### pytest-toolbox

*last release:* Apr 07, 2018, *status:* N/A, *requires:* pytest (>=3.5.0)

Numerous useful plugins for pytest.

#### pytest-tools

*last release:* Oct 21, 2022, *status:* 4 - Beta, *requires:* N/A

Pytest tools

#### pytest-tornado

*last release:* Jun 17, 2020, *status:* 5 - Production/Stable, *requires:* pytest (>=3.6)

A py.test plugin providing fixtures and markers to simplify testing of asynchronous tornado applications.

#### pytest-tornado5

*last release:* Nov 16, 2018, *status:* 5 - Production/Stable, *requires:* pytest (>=3.6)

A py.test plugin providing fixtures and markers to simplify testing of asynchronous tornado applications.

#### pytest-tornado-yen3

*last release:* Oct 15, 2018, *status:* 5 - Production/Stable, *requires:* N/A

A py.test plugin providing fixtures and markers to simplify testing of asynchronous tornado applications.

#### pytest-tornasync

*last release:* Jul 15, 2019, *status:* 3 - Alpha, *requires:* pytest (>=3.0)

py.test plugin for testing Python 3.5+ Tornado code

#### pytest-trace

*last release:* Jun 19, 2022, *status:* N/A, *requires:* pytest (>=4.6)

Save OpenTelemetry spans generated during testing

#### pytest-track

*last release:* Feb 26, 2021, *status:* 3 - Alpha, *requires:* pytest (>=3.0)

#### pytest-translations

*last release:* Sep 11, 2023, *status:* 5 - Production/Stable, *requires:* pytest (>=7)

Test your translation files.

#### pytest-travis-fold

*last release:* Nov 29, 2017, *status:* 4 - Beta, *requires:* pytest (>=2.6.0)

Folds captured output sections in Travis CI build log

#### pytest-trello

*last release:* Nov 20, 2015, *status:* 5 - Production/Stable, *requires:* N/A

Plugin for py.test that integrates trello using markers

#### pytest-trepan

*last release:* Jul 28, 2018, *status:* 5 - Production/Stable, *requires:* N/A

Pytest plugin for trepan debugger.

#### pytest-trialtemp

*last release:* Jun 08, 2015, *status:* N/A, *requires:* N/A

py.test plugin for using the same `_trial_temp` working directory as trial

#### **pytest-trio**

*last release:* Nov 01, 2022, *status:* N/A, *requires:* pytest (>=7.2.0)

Pytest plugin for trio

#### **pytest-trytond**

*last release:* Nov 04, 2022, *status:* 4 - Beta, *requires:* pytest (>=5)

Pytest plugin for the Tryton server framework

#### **pytest-tspwplib**

*last release:* Jan 08, 2021, *status:* 4 - Beta, *requires:* pytest (>=3.5.0)

A simple plugin to use with tspwplib

#### **pytest-tst**

*last release:* Apr 27, 2022, *status:* N/A, *requires:* pytest (>=5.0.0)

Customize pytest options, output and exit code to make it compatible with tst

#### **pytest-tstcls**

*last release:* Mar 23, 2020, *status:* 5 - Production/Stable, *requires:* N/A

Test Class Base

#### **pytest-tui**

*last release:* Dec 08, 2023, *status:* 4 - Beta, *requires:* N/A

Text User Interface (TUI) and HTML report for Pytest test runs

#### **pytest-tutorials**

*last release:* Mar 11, 2023, *status:* N/A, *requires:* N/A

#### **pytest-twilio-conversations-client-mock**

*last release:* Aug 02, 2022, *status:* N/A, *requires:* N/A

#### **pytest-twisted**

*last release:* Oct 16, 2022, *status:* 5 - Production/Stable, *requires:* pytest (>=2.3)

A twisted plugin for pytest.

#### **pytest-typechecker**

*last release:* Feb 04, 2022, *status:* N/A, *requires:* pytest (>=6.2.5,<7.0.0)

Run type checkers on specified test files

#### **pytest-typhoon-config**

*last release:* Apr 07, 2022, *status:* 5 - Production/Stable, *requires:* N/A

A Typhoon HIL plugin that facilitates test parameter configuration at runtime

#### **pytest-typhoon-polarion**

*last release:* Dec 01, 2023, *status:* 4 - Beta, *requires:* N/A

Typhoontest plugin for Siemens Polarion

#### **pytest-typhoon-xray**

*last release:* Aug 15, 2023, *status:* 4 - Beta, *requires:* N/A

Typhoon HIL plugin for pytest

#### **pytest-tytest**

*last release:* May 25, 2020, *status:* 4 - Beta, *requires:* pytest (>=5.4.2)

Typhoon HIL plugin for pytest

#### **pytest-ubersmith**

*last release:* Apr 13, 2015, *status:* N/A, *requires:* N/A

Easily mock calls to ubersmith at the `requests` level.

#### **pytest-ui**

*last release:* Jul 05, 2021, *status:* 4 - Beta, *requires:* pytest

Text User Interface for running python tests

#### **pytest-ui-failed-screenshot**

*last release:* Dec 06, 2022, *status:* N/A, *requires:* N/A

UI自动测试失败时自动截图，并将截图加入到测试报告中

#### **pytest-ui-failed-screenshot-allure**

*last release:* Dec 06, 2022, *status:* N/A, *requires:* N/A

UI自动测试失败时自动截图，并将截图加入到Allure测试报告中

#### **pytest-unflakable**

*last release:* Nov 12, 2023, *status:* 4 - Beta, *requires:* pytest >=6.2.0

Unflakable plugin for PyTest

#### **pytest-unhandled-exception-exit-code**

*last release:* Jun 22, 2020, *status:* 5 - Production/Stable, *requires:* pytest (>=2.3)

Plugin for py.test set a different exit code on uncaught exceptions

#### **pytest-unique**

*last release:* Sep 15, 2023, *status:* N/A, *requires:* pytest (>=7.4.2,<8.0.0)

Pytest fixture to generate unique values.

#### **pytest-unittest-filter**

*last release:* Jan 12, 2019, *status:* 4 - Beta, *requires:* pytest (>=3.1.0)

A pytest plugin for filtering unittest-based test classes

#### **pytest-unmarked**

*last release:* Aug 27, 2019, *status:* 5 - Production/Stable, *requires:* N/A

Run only unmarked tests

#### **pytest-unordered**

*last release:* Nov 28, 2022, *status:* 4 - Beta, *requires:* pytest (>=6.0.0)

Test equality of unordered collections in pytest

#### **pytest-unstable**

*last release:* Sep 27, 2022, *status:* 4 - Beta, *requires:* N/A

Set a test as unstable to return 0 even if it failed

#### **pytest-unused-fixtures**

*last release:* Aug 08, 2023, *status:* 4 - Beta, *requires:* pytest (>=7.3.2,<8.0.0)

A pytest plugin to list unused fixtures after a test run.

#### **pytest-upload-report**

*last release:* Jun 18, 2021, *status:* 5 - Production/Stable, *requires:* N/A

pytest-upload-report is a plugin for pytest that upload your test report for test results.



### pytest-utils

*last release:* Feb 02, 2023, *status:* 4 - Beta, *requires:* pytest (>=7.0.0,<8.0.0)

Some helpers for pytest.

### pytest-vagrant

*last release:* Sep 07, 2021, *status:* 5 - Production/Stable, *requires:* pytest

A py.test plugin providing access to vagrant.

### pytest-valgrind

*last release:* May 19, 2021, *status:* N/A, *requires:* N/A

### pytest-variables

*last release:* May 27, 2023, *status:* 5 - Production/Stable, *requires:* pytest>=7.0.0

pytest plugin for providing variables to tests/fixtures

### pytest-variant

*last release:* Jun 06, 2022, *status:* N/A, *requires:* N/A

Variant support for Pytest

### pytest-vcr

*last release:* Apr 26, 2019, *status:* 5 - Production/Stable, *requires:* pytest (>=3.6.0)

Plugin for managing VCR.py cassettes

### pytest-vcr-delete-on-fail

*last release:* Jun 20, 2022, *status:* 5 - Production/Stable, *requires:* pytest (>=6.2.2)

A pytest plugin that automates vcrpy cassettes deletion on test failure.

### pytest-vcrpandas

*last release:* Jan 12, 2019, *status:* 4 - Beta, *requires:* pytest

Test from HTTP interactions to dataframe processed.

### pytest-vcs

*last release:* Sep 22, 2022, *status:* 4 - Beta, *requires:* N/A

### pytest-venv

*last release:* Nov 23, 2023, *status:* 4 - Beta, *requires:* pytest

py.test fixture for creating a virtual environment

### pytest-ver

*last release:* Dec 19, 2023, *status:* 4 - Beta, *requires:* pytest

Pytest module with Verification Protocol, Verification Report and Trace Matrix

### pytest-verbose-parametrize

*last release:* May 28, 2019, *status:* 5 - Production/Stable, *requires:* pytest

More descriptive output for parametrized py.test tests

### pytest-vimqf

*last release:* Feb 08, 2021, *status:* 4 - Beta, *requires:* pytest (>=6.2.2,<7.0.0)

A simple pytest plugin that will shrink pytest output when specified, to fit vim quickfix window.

### pytest-virtualenv

*last release:* May 28, 2019, *status:* 5 - Production/Stable, *requires:* pytest

Virtualenv fixture for py.test

### pytest-visual

*last release:* Nov 01, 2023, *status:* 3 - Alpha, *requires:* pytest >=7.0.0

### pytest-vnc

*last release:* Nov 06, 2023, *status:* N/A, *requires:* pytest

VNC client for Pytest

### pytest-voluptuous

*last release:* Jun 09, 2020, *status:* N/A, *requires:* pytest

Pytest plugin for asserting data against voluptuous schema.

### pytest-vscode-debug

*last release:* Dec 04, 2020, *status:* 4 - Beta, *requires:* N/A

A pytest plugin to easily enable debugging tests within Visual Studio Code

### pytest-vscode-pycharm-cls

*last release:* Feb 01, 2023, *status:* N/A, *requires:* pytest

A PyTest helper to enable start remote debugger on test start or failure or when `pytest.set_trace` is used.

### pytest-vts

*last release:* Jun 05, 2019, *status:* N/A, *requires:* pytest (>=2.3)

pytest plugin for automatic recording of http stubbed tests

### pytest-vulture

*last release:* Jun 01, 2023, *status:* N/A, *requires:* pytest (>=7.0.0)

A pytest plugin to checks dead code with vulture

### pytest-vw

*last release:* Oct 07, 2015, *status:* 4 - Beta, *requires:* N/A

pytest-vw makes your failing test cases succeed under CI tools scrutiny

### pytest-vyper

*last release:* May 28, 2020, *status:* 2 - Pre-Alpha, *requires:* N/A

Plugin for the vyper smart contract language.

### pytest-wa-e2e-plugin

*last release:* Feb 18, 2020, *status:* 4 - Beta, *requires:* pytest (>=3.5.0)

Pytest plugin for testing whatsapp bots with end to end tests

### pytest-wake

*last release:* Nov 07, 2023, *status:* N/A, *requires:* pytest

### pytest-watch

*last release:* May 20, 2018, *status:* N/A, *requires:* N/A

Local continuous test runner with pytest and watchdog.

### pytest-watcher

*last release:* Jun 24, 2023, *status:* 4 - Beta, *requires:* N/A

Automatically rerun your tests on file modifications

### pytest-wdl

*last release:* Nov 17, 2020, *status:* 5 - Production/Stable, *requires:* N/A

Pytest plugin for testing WDL workflows.

#### **pytest-web3-data**

*last release:* Oct 04, 2023, *status:* 4 - Beta, *requires:* pytest

A pytest plugin to fetch test data from IPFS HTTP gateways during pytest execution.

#### **pytest-webdriver**

*last release:* May 28, 2019, *status:* 5 - Production/Stable, *requires:* pytest

Selenium webdriver fixture for py.test

#### **pytest-webtest-extras**

*last release:* Nov 13, 2023, *status:* N/A, *requires:* pytest >= 7.0.0

Pytest plugin to enhance pytest-html and allure reports of webtest projects by adding screenshots, comments and webpage sources.

#### **pytest-wetest**

*last release:* Nov 10, 2018, *status:* 4 - Beta, *requires:* N/A

Welian API Automation test framework pytest plugin

#### **pytest-when**

*last release:* Oct 18, 2023, *status:* N/A, *requires:* pytest>=7.3.1

Utility which makes mocking more readable and controllable

#### **pytest-whirlwind**

*last release:* Jun 12, 2020, *status:* N/A, *requires:* N/A

Testing Tornado.

#### **pytest-wholenodeid**

*last release:* Aug 26, 2015, *status:* 4 - Beta, *requires:* pytest (>=2.0)

pytest addon for displaying the whole node id for failures

#### **pytest-win32consoletitle**

*last release:* Aug 08, 2021, *status:* N/A, *requires:* N/A

Pytest progress in console title (Win32 only)

#### **pytest-winnotify**

*last release:* Apr 22, 2016, *status:* N/A, *requires:* N/A

Windows tray notifications for py.test results.

#### **pytest-wiremock**

*last release:* Mar 27, 2022, *status:* N/A, *requires:* pytest (>=7.1.1,<8.0.0)

A pytest plugin for programmatically using wiremock in integration tests

#### **pytest-with-docker**

*last release:* Nov 09, 2021, *status:* N/A, *requires:* pytest

pytest with docker helpers.

#### **pytest-workflow**

*last release:* Jan 13, 2023, *status:* 5 - Production/Stable, *requires:* pytest (>=7.0.0)

A pytest plugin for configuring workflow/pipeline tests using YAML files

#### **pytest-xdist**

*last release:* Nov 21, 2023, *status:* 5 - Production/Stable, *requires:* pytest >=6.2.0

pytest xdist plugin for distributed testing, most importantly across multiple CPUs

**pytest-xdist-debug-for-graingert**

*last release:* Jul 24, 2019, *status:* 5 - Production/Stable, *requires:* pytest (>=4.4.0)

pytest xdist plugin for distributed testing and loop-on-failing modes

**pytest-xdist-forked**

*last release:* Feb 10, 2020, *status:* 5 - Production/Stable, *requires:* pytest (>=4.4.0)

forked from pytest-xdist

**pytest-xdist-tracker**

*last release:* Nov 18, 2021, *status:* 3 - Alpha, *requires:* pytest (>=3.5.1)

pytest plugin helps to reproduce failures for particular xdist node

**pytest-xdist-worker-stats**

*last release:* Sep 29, 2023, *status:* 4 - Beta, *requires:* pytest (>=7.3,<8.0)

A pytest plugin to list worker statistics after a xdist run.

**pytest-xfaillist**

*last release:* Sep 17, 2021, *status:* N/A, *requires:* pytest (>=6.2.2,<7.0.0)

Maintain a xfaillist in an additional file to avoid merge-conflicts.

**pytest-xfiles**

*last release:* Feb 27, 2018, *status:* N/A, *requires:* N/A

Pytest fixtures providing data read from function, module or package related (x)files.

**pytest-xiuyu**

*last release:* Jul 25, 2023, *status:* 5 - Production/Stable, *requires:* N/A

This is a pytest plugin

**pytest-xlog**

*last release:* May 31, 2020, *status:* 4 - Beta, *requires:* N/A

Extended logging for test and decorators

**pytest-xlsx**

*last release:* Dec 28, 2023, *status:* N/A, *requires:* pytest<8,>=7.4.0

pytest plugin for generating test cases by xlsx(excel)

**pytest-xpara**

*last release:* Oct 30, 2017, *status:* 3 - Alpha, *requires:* pytest

An extended parametrizing plugin of pytest.

**pytest-xprocess**

*last release:* Sep 23, 2023, *status:* 4 - Beta, *requires:* pytest (>=2.8)

A pytest plugin for managing processes across test runs.

**pytest-xray**

*last release:* May 30, 2019, *status:* 3 - Alpha, *requires:* N/A

**pytest-xrayjira**

*last release:* Mar 17, 2020, *status:* 3 - Alpha, *requires:* pytest (==4.3.1)

**pytest-xray-server**

*last release:* May 03, 2022, *status:* 3 - Alpha, *requires:* pytest (>=5.3.1)

**pytest-xskynet**

*last release:* Feb 10, 2023, *status:* N/A, *requires:* N/A

A package to prevent Dependency Confusion attacks against Yandex.

#### **pytest-xvfb**

*last release:* May 29, 2023, *status:* 4 - Beta, *requires:* pytest (>=2.8.1)

A pytest plugin to run Xvfb (or Xephyr/Xvnc) for tests.

#### **pytest-xvirt**

*last release:* Oct 01, 2023, *status:* 4 - Beta, *requires:* pytest >=7.1.0

A pytest plugin to virtualize test. For example to transparently running them on a remote box.

#### **pytest-yaml**

*last release:* Oct 05, 2018, *status:* N/A, *requires:* pytest

This plugin is used to load yaml output to your test using pytest framework.

#### **pytest-yaml-sanmu**

*last release:* Dec 18, 2023, *status:* N/A, *requires:* pytest>=7.4.0

pytest plugin for generating test cases by yaml

#### **pytest-yamltree**

*last release:* Mar 02, 2020, *status:* 4 - Beta, *requires:* pytest (>=3.1.1)

Create or check file/directory trees described by YAML

#### **pytest-yamlwsgi**

*last release:* May 11, 2010, *status:* N/A, *requires:* N/A

Run tests against wsgi apps defined in yaml

#### **pytest-yaml-yoyo**

*last release:* Jun 19, 2023, *status:* N/A, *requires:* pytest (>=7.2.0)

http/https API run by yaml

#### **pytest-yapf**

*last release:* Jul 06, 2017, *status:* 4 - Beta, *requires:* pytest (>=3.1.1)

Run yapf

#### **pytest-yapf3**

*last release:* Mar 29, 2023, *status:* 5 - Production/Stable, *requires:* pytest (>=7)

Validate your Python file format with yapf

#### **pytest-yield**

*last release:* Jan 23, 2019, *status:* N/A, *requires:* N/A

PyTest plugin to run tests concurrently, each `yield` switch context to other one

#### **pytest-yls**

*last release:* Nov 03, 2023, *status:* N/A, *requires:* pytest (>=7.2.2,<8.0.0)

Pytest plugin to test the YLS as a whole.

#### **pytest-yuk**

*last release:* Mar 26, 2021, *status:* N/A, *requires:* pytest>=5.0.0

Display tests you are uneasy with, using 🙄/😞 for pass/fail of tests marked with yuk.

#### **pytest-zafira**

*last release:* Sep 18, 2019, *status:* 5 - Production/Stable, *requires:* pytest (==4.1.1)

A Zafira plugin for pytest

#### pytest-zap

*last release:* May 12, 2014, *status:* 4 - Beta, *requires:* N/A

OWASP ZAP plugin for py.test.

#### pytest-zebrunner

*last release:* Oct 27, 2023, *status:* 5 - Production/Stable, *requires:* pytest (>=4.5.0)

Pytest connector for Zebrunner reporting

#### pytest-zest

*last release:* Nov 17, 2022, *status:* N/A, *requires:* N/A

Zesty additions to pytest.

#### pytest-zigzag

*last release:* Feb 27, 2019, *status:* 4 - Beta, *requires:* pytest (~=3.6)

Extend py.test for RPC OpenStack testing.

#### pytest-zulip

*last release:* May 07, 2022, *status:* 5 - Production/Stable, *requires:* pytest

Pytest report plugin for Zulip

## 3.3 Configuration

### 3.3.1 Command line options and configuration file settings

You can get help on command line options and values in INI-style configurations files by using the general help option:

```
pytest -h    # prints options _and_ config file settings
```

This will display command line and configuration file settings which were registered by installed plugins.

### 3.3.2 Configuration file formats

Many *pytest settings* can be set in a *configuration file*, which by convention resides in the root directory of your repository.

A quick example of the configuration files supported by pytest:

#### pytest.ini

`pytest.ini` files take precedence over other files, even when empty.

Alternatively, the hidden version `.pytest.ini` can be used.

```
# pytest.ini or .pytest.ini
[pytest]
minversion = 6.0
addopts = -ra -q
testpaths =
    tests
    integration
```

## pyproject.toml

New in version 6.0.

`pyproject.toml` are considered for configuration when they contain a `tool.pytest.ini_options` table.

```
# pyproject.toml
[tool.pytest.ini_options]
minversion = "6.0"
addopts = "-ra -q"
testpaths = [
    "tests",
    "integration",
]
```

**Note:** One might wonder why `[tool.pytest.ini_options]` instead of `[tool.pytest]` as is the case with other tools.

The reason is that the pytest team intends to fully utilize the rich TOML data format for configuration in the future, reserving the `[tool.pytest]` table for that. The `ini_options` table is being used, for now, as a bridge between the existing `.ini` configuration system and the future configuration format.

## tox.ini

`tox.ini` files are the configuration files of the `tox` project, and can also be used to hold pytest configuration if they have a `[pytest]` section.

```
# tox.ini
[pytest]
minversion = 6.0
addopts = -ra -q
testpaths =
    tests
    integration
```

## setup.cfg

`setup.cfg` files are general purpose configuration files, used originally by `distutils` (now deprecated) and `setup-tools`, and can also be used to hold pytest configuration if they have a `[tool:pytest]` section.

```
# setup.cfg
[tool:pytest]
minversion = 6.0
addopts = -ra -q
testpaths =
    tests
    integration
```

**Warning:** Usage of `setup.cfg` is not recommended unless for very simple use cases. `.cfg` files use a different parser than `pytest.ini` and `tox.ini` which might cause hard to track down problems. When possible, it is recommended to use the latter files, or `pyproject.toml`, to hold your pytest configuration.

### 3.3.3 Initialization: determining rootdir and configfile

pytest determines a `rootdir` for each test run which depends on the command line arguments (specified test files, paths) and on the existence of configuration files. The determined `rootdir` and `configfile` are printed as part of the pytest header during startup.

Here's a summary what pytest uses `rootdir` for:

- Construct *nodeids* during collection; each test is assigned a unique *nodeid* which is rooted at the `rootdir` and takes into account the full path, class name, function name and parametrization (if any).
- Is used by plugins as a stable location to store project/test run specific information; for example, the internal *cache* plugin creates a `.pytest_cache` subdirectory in `rootdir` to store its cross-test run state.

`rootdir` is **NOT** used to modify `sys.path/PYTHONPATH` or influence how modules are imported. See *pytest import mechanisms and sys.path/PYTHONPATH* for more details.

The `--rootdir=path` command-line option can be used to force a specific directory. Note that contrary to other command-line options, `--rootdir` cannot be used with *addopts* inside `pytest.ini` because the `rootdir` is used to *find* `pytest.ini` already.

#### Finding the `rootdir`

Here is the algorithm which finds the `rootdir` from `args`:

- If `-c` is passed in the command-line, use that as configuration file, and its directory as `rootdir`.
- Determine the common ancestor directory for the specified `args` that are recognised as paths that exist in the file system. If no such paths are found, the common ancestor directory is set to the current working directory.
- Look for `pytest.ini`, `pyproject.toml`, `tox.ini`, and `setup.cfg` files in the ancestor directory and upwards. If one is matched, it becomes the `configfile` and its directory becomes the `rootdir`.
- If no configuration file was found, look for `setup.py` upwards from the common ancestor directory to determine the `rootdir`.
- If no `setup.py` was found, look for `pytest.ini`, `pyproject.toml`, `tox.ini`, and `setup.cfg` in each of the specified `args` and upwards. If one is matched, it becomes the `configfile` and its directory becomes the `rootdir`.
- If no `configfile` was found and no configuration argument is passed, use the already determined common ancestor as root directory. This allows the use of pytest in structures that are not part of a package and don't have any particular configuration file.

If no `args` are given, pytest collects test below the current working directory and also starts determining the `rootdir` from there.

Files will only be matched for configuration if:

- `pytest.ini`: will always match and take precedence, even if empty.
- `pyproject.toml`: contains a `[tool.pytest.ini_options]` table.
- `tox.ini`: contains a `[pytest]` section.
- `setup.cfg`: contains a `[tool:pytest]` section.

The files are considered in the order above. Options from multiple `configfiles` candidates are never merged - the first match wins.

The *Config* object (accessible via hooks or through the *pytestconfig* fixture) will subsequently carry these attributes:



- `config.rootpath`: the determined root directory, guaranteed to exist.
- `config.inipath`: the determined configfile, may be `None` (it is named `inipath` for historical reasons).

New in version 6.1: The `config.rootpath` and `config.inipath` properties. They are `pathlib.Path` versions of the older `config.rootdir` and `config.inifile`, which have type `py.path.local`, and still exist for backward compatibility.

The `rootdir` is used as a reference directory for constructing test addresses (“nodeids”) and can be used also by plugins for storing per-testrun information.

Example:

```
pytest path/to/testdir path/other/
```

will determine the common ancestor as `path` and then check for configuration files as follows:

```
# first look for pytest.ini files
path/pytest.ini
path/pyproject.toml # must contain a [tool.pytest.ini_options] table to match
path/tox.ini        # must contain [pytest] section to match
path/setup.cfg       # must contain [tool:pytest] section to match
pytest.ini
... # all the way up to the root

# now look for setup.py
path/setup.py
setup.py
... # all the way up to the root
```

**Warning:** Custom pytest plugin commandline arguments may include a path, as in `pytest --log-output ../../test.log args`. Then `args` is mandatory, otherwise pytest uses the folder of `test.log` for `rootdir` determination (see also [issue #1435](#)). A dot `.` for referencing to the current working directory is also possible.

### 3.3.4 Builtin configuration file options

For the full list of options consult the [reference documentation](#).

### 3.3.5 Syntax highlighting theme customization

The syntax highlighting themes used by pytest can be customized using two environment variables:

- `PYTEST_THEME` sets a `pygment` style to use.
- `PYTEST_THEME_MODE` sets this style to *light* or *dark*.

## 3.4 API Reference

This page contains the full reference to pytest's API.

- *Constants*
  - *pytest.\_\_version\_\_*
  - *pytest.version\_tuple*
- *Functions*
  - *pytest.approx*
  - *pytest.fail*
  - *pytest.skip*
  - *pytest.importorskip*
  - *pytest.xfail*
  - *pytest.exit*
  - *pytest.main*
  - *pytest.param*
  - *pytest.raises*
  - *pytest.deprecated\_call*
  - *pytest.register\_assert\_rewrite*
  - *pytest.warns*
  - *pytest.freeze\_includes*
- *Marks*
  - *pytest.mark.filterwarnings*
  - *pytest.mark.parametrize*
  - *pytest.mark.skip*
  - *pytest.mark.skipif*
  - *pytest.mark.usesfixtures*
  - *pytest.mark.xfail*
  - *Custom marks*
- *Fixtures*
  - *@pytest.fixture*
  - *capfd*
  - *capfdbinary*
  - *caplog*
  - *capsys*
  - *capsysbinary*

- *config.cache*
- *doctest\_namespace*
- *monkeypatch*
- *pytestconfig*
- *pytester*
- *record\_property*
- *record\_testsuite\_property*
- *recwarn*
- *request*
- *testdir*
- *tmp\_path*
- *tmp\_path\_factory*
- *tmpdir*
- *tmpdir\_factory*
- *Hooks*
  - *@pytest.hookimpl*
  - *@pytest.hookspec*
  - *Bootstrapping hooks*
  - *Initialization hooks*
  - *Collection hooks*
  - *Test running (runtest) hooks*
  - *Reporting hooks*
  - *Debugging/Interaction hooks*
- *Collection tree objects*
  - *Node*
  - *Collector*
  - *Item*
  - *File*
  - *FSCollector*
  - *Session*
  - *Package*
  - *Module*
  - *Class*
  - *Function*
  - *FunctionDefinition*

- *Objects*
  - *CallInfo*
  - *CollectReport*
  - *Config*
  - *Dir*
  - *Directory*
  - *ExceptionInfo*
  - *ExitCode*
  - *FixtureDef*
  - *MarkDecorator*
  - *MarkGenerator*
  - *Mark*
  - *Metafunc*
  - *Parser*
  - *OptionGroup*
  - *PytestPluginManager*
  - *TestReport*
  - *TestShortLogReport*
  - *Result*
  - *Stash*
- *Global Variables*
- *Environment Variables*
- *Exceptions*
- *Warnings*
- *Configuration Options*
- *Command-line Flags*

### 3.4.1 Constants

#### `pytest.__version__`

The current pytest version, as a string:

```
>>> import pytest
>>> pytest.__version__
'7.0.0'
```

## pytest.version\_tuple

New in version 7.0.

The current pytest version, as a tuple:

```
>>> import pytest
>>> pytest.version_tuple
(7, 0, 0)
```

For pre-releases, the last component will be a string with the prerelease version:

```
>>> import pytest
>>> pytest.version_tuple
(7, 0, '0rc1')
```

## 3.4.2 Functions

### pytest.approx

**approx** (*expected*, *rel=None*, *abs=None*, *nan\_ok=False*)

Assert that two numbers (or two ordered sequences of numbers) are equal to each other within some tolerance.

Due to the [Floating Point Arithmetic: Issues and Limitations](#), numbers that we would intuitively expect to be equal are not always so:

```
>>> 0.1 + 0.2 == 0.3
False
```

This problem is commonly encountered when writing tests, e.g. when making sure that floating-point values are what you expect them to be. One way to deal with this problem is to assert that two floating-point numbers are equal to within some appropriate tolerance:

```
>>> abs((0.1 + 0.2) - 0.3) < 1e-6
True
```

However, comparisons like this are tedious to write and difficult to understand. Furthermore, absolute comparisons like the one above are usually discouraged because there's no tolerance that works well for all situations.  $1e-6$  is good for numbers around 1, but too small for very big numbers and too big for very small ones. It's better to express the tolerance as a fraction of the expected value, but relative comparisons like that are even more difficult to write correctly and concisely.

The `approx` class performs floating-point comparisons using a syntax that's as intuitive as possible:

```
>>> from pytest import approx
>>> 0.1 + 0.2 == approx(0.3)
True
```

The same syntax also works for ordered sequences of numbers:

```
>>> (0.1 + 0.2, 0.2 + 0.4) == approx((0.3, 0.6))
True
```

numpy arrays:

```
>>> import numpy as np
>>> np.array([0.1, 0.2]) + np.array([0.2, 0.4]) == approx(np.array([0.3, 0.6]))
True
```

And for a numpy array against a scalar:

```
>>> import numpy as np
>>> np.array([0.1, 0.2]) + np.array([0.2, 0.1]) == approx(0.3)
True
```

Only ordered sequences are supported, because `approx` needs to infer the relative position of the sequences without ambiguity. This means `sets` and other unordered sequences are not supported.

Finally, dictionary *values* can also be compared:

```
>>> {'a': 0.1 + 0.2, 'b': 0.2 + 0.4} == approx({'a': 0.3, 'b': 0.6})
True
```

The comparison will be true if both mappings have the same keys and their respective values match the expected tolerances.

### Tolerances

By default, `approx` considers numbers within a relative tolerance of  $1e-6$  (i.e. one part in a million) of its expected value to be equal. This treatment would lead to surprising results if the expected value was `0.0`, because nothing but `0.0` itself is relatively close to `0.0`. To handle this case less surprisingly, `approx` also considers numbers within an absolute tolerance of  $1e-12$  of its expected value to be equal. Infinity and NaN are special cases. Infinity is only considered equal to itself, regardless of the relative tolerance. NaN is not considered equal to anything by default, but you can make it be equal to itself by setting the `nan_ok` argument to `True`. (This is meant to facilitate comparing arrays that use NaN to mean “no data”.)

Both the relative and absolute tolerances can be changed by passing arguments to the `approx` constructor:

```
>>> 1.0001 == approx(1)
False
>>> 1.0001 == approx(1, rel=1e-3)
True
>>> 1.0001 == approx(1, abs=1e-3)
True
```

If you specify `abs` but not `rel`, the comparison will not consider the relative tolerance at all. In other words, two numbers that are within the default relative tolerance of  $1e-6$  will still be considered unequal if they exceed the specified absolute tolerance. If you specify both `abs` and `rel`, the numbers will be considered equal if either tolerance is met:

```
>>> 1 + 1e-8 == approx(1)
True
>>> 1 + 1e-8 == approx(1, abs=1e-12)
False
>>> 1 + 1e-8 == approx(1, rel=1e-6, abs=1e-12)
True
```

You can also use `approx` to compare nonnumeric types, or dicts and sequences containing nonnumeric types, in which case it falls back to strict equality. This can be useful for comparing dicts and sequences that can contain optional values:

```
>>> {"required": 1.0000005, "optional": None} == approx({"required": 1, "optional": None})
True
>>> [None, 1.0000005] == approx([None, 1])
True
>>> ["foo", 1.0000005] == approx([None, 1])
False
```

If you're thinking about using `approx`, then you might want to know how it compares to other good ways of comparing floating-point numbers. All of these algorithms are based on relative and absolute tolerances and should agree for the most part, but they do have meaningful differences:

- `math.isclose(a, b, rel_tol=1e-9, abs_tol=0.0)`: True if the relative tolerance is met w.r.t. either `a` or `b` or if the absolute tolerance is met. Because the relative tolerance is calculated w.r.t. both `a` and `b`, this test is symmetric (i.e. neither `a` nor `b` is a "reference value"). You have to specify an absolute tolerance if you want to compare to `0.0` because there is no tolerance by default. More information: `math.isclose()`.
- `numpy.isclose(a, b, rtol=1e-5, atol=1e-8)`: True if the difference between `a` and `b` is less than the sum of the relative tolerance w.r.t. `b` and the absolute tolerance. Because the relative tolerance is only calculated w.r.t. `b`, this test is asymmetric and you can think of `b` as the reference value. Support for comparing sequences is provided by `numpy.allclose()`. More information: `numpy.isclose`.
- `unittest.TestCase.assertAlmostEqual(a, b)`: True if `a` and `b` are within an absolute tolerance of `1e-7`. No relative tolerance is considered, so this function is not appropriate for very large or very small numbers. Also, it's only available in subclasses of `unittest.TestCase` and it's ugly because it doesn't follow PEP8. More information: `unittest.TestCase.assertAlmostEqual()`.
- `a == pytest.approx(b, rel=1e-6, abs=1e-12)`: True if the relative tolerance is met w.r.t. `b` or if the absolute tolerance is met. Because the relative tolerance is only calculated w.r.t. `b`, this test is asymmetric and you can think of `b` as the reference value. In the special case that you explicitly specify an absolute tolerance but not a relative tolerance, only the absolute tolerance is considered.

**Note:** `approx` can handle numpy arrays, but we recommend the specialised test helpers in [Test Support \(numpy.testing\)](#) if you need support for comparisons, NaNs, or ULP-based tolerances.

To match strings using regex, you can use `Matches` from the `re_assert` package.

**Warning:** Changed in version 3.2.

In order to avoid inconsistent behavior, `TypeError` is raised for `>`, `>=`, `<` and `<=` comparisons. The example below illustrates the problem:

```
assert approx(0.1) > 0.1 + 1e-10 # calls approx(0.1).__gt__(0.1 + 1e-10)
assert 0.1 + 1e-10 > approx(0.1) # calls approx(0.1).__lt__(0.1 + 1e-10)
```

In the second example one expects `approx(0.1).__le__(0.1 + 1e-10)` to be called. But instead, `approx(0.1).__lt__(0.1 + 1e-10)` is used to comparison. This is because the call hierarchy of rich comparisons follows a fixed behavior. More information: `object.__ge__()`

Changed in version 3.7.1: `approx` raises `TypeError` when it encounters a dict value or sequence element of nonnumeric type.

Changed in version 6.1.0: `approx` falls back to strict equality for nonnumeric types instead of raising `TypeError`.

## pytest.fail

**Tutorial:** *How to use skip and xfail to deal with tests that cannot succeed*

**fail** (*reason* [, *pytrace=True*, *msg=None* ])

Explicitly fail an executing test with the given message.

### Parameters

- **reason** (*str*) – The message to show the user as reason for the failure.
- **pytrace** (*bool*) – If False, msg represents the full failure information and no python traceback will be reported.
- **msg** (*str* | *None*) – Same as reason, but deprecated. Will be removed in a future version, use reason instead.

## pytest.skip

**skip** (*reason* [, *allow\_module\_level=False*, *msg=None* ])

Skip an executing test with the given message.

This function should be called only during testing (setup, call or teardown) or during collection by using the `allow_module_level` flag. This function can be called in doctests as well.

### Parameters

- **reason** (*str*) – The message to show the user as reason for the skip.
- **allow\_module\_level** (*bool*) – Allows this function to be called at module level. Raising the skip exception at module level will stop the execution of the module and prevent the collection of all tests in the module, even those defined before the skip call.

Defaults to False.

- **msg** (*str* | *None*) – Same as reason, but deprecated. Will be removed in a future version, use reason instead.

---

**Note:** It is better to use the `pytest.mark.skipif` marker when possible to declare a test to be skipped under certain conditions like mismatching platforms or dependencies. Similarly, use the `# doctest: +SKIP` directive (see `doctest.SKIP`) to skip a doctest statically.

---

## pytest.importorskip

**importorskip** (*modname*, *minversion=None*, *reason=None*)

Import and return the requested module *modname*, or skip the current test if the module cannot be imported.

### Parameters

- **modname** (*str*) – The name of the module to import.
- **minversion** (*str* | *None*) – If given, the imported module's `__version__` attribute must be at least this minimal version, otherwise the test is still skipped.



- **reason** (*str* | *None*) – If given, this reason is shown as the message when the module cannot be imported.

#### Returns

The imported module. This should be assigned to its canonical name.

#### Return type

*Any*

Example:

```
docutils = pytest.importorskip("docutils")
```

## pytest.xfail

**xfail** (*reason*=")

Imperatively xfail an executing test or setup function with the given reason.

This function should be called only during testing (setup, call or teardown).

No other code is executed after using `xfail()` (it is implemented internally by raising an exception).

#### Parameters

**reason** (*str*) – The message to show the user as reason for the xfail.

---

**Note:** It is better to use the `pytest.mark.xfail` marker when possible to declare a test to be xfailed under certain conditions like known bugs or missing features.

---

## pytest.exit

**exit** (*reason*[, *returncode*=*None*, *msg*=*None* ])

Exit testing process.

#### Parameters

- **reason** (*str*) – The message to show as the reason for exiting pytest. *reason* has a default value only because *msg* is deprecated.
- **returncode** (*int* | *None*) – Return code to be used when exiting pytest. *None* means the same as 0 (no error), same as `sys.exit()`.
- **msg** (*str* | *None*) – Same as *reason*, but deprecated. Will be removed in a future version, use *reason* instead.

## pytest.main

**Tutorial:** *Calling pytest from Python code*

**main** (*args*=*None*, *plugins*=*None*)

Perform an in-process test run.

#### Parameters

- **args** (*List[str]* | *PathLike[str]* | *None*) – List of command line arguments. If *None* or not given, defaults to reading arguments directly from the process command line (`sys.argv`).

- **plugins** (*Sequence*[*str* | *object*] | *None*) – List of plugin objects to be auto-registered during initialization.

#### Returns

An exit code.

#### Return type

`int` | `ExitCode`

## pytest.param

**param** (\**values*[, *id*][, *marks* ])

Specify a parameter in *pytest.mark.parametrize* calls or *parametrized fixtures*.

```
@pytest.mark.parametrize(
    "test_input,expected",
    [
        ("3+5", 8),
        pytest.param("6*9", 42, marks=pytest.mark.xfail),
    ],
)
def test_eval(test_input, expected):
    assert eval(test_input) == expected
```

#### Parameters

- **values** (*object*) – Variable args of the values of the parameter set, in order.
- **marks** (*MarkDecorator* | *Collection*[*MarkDecorator* | *Mark*]) – A single mark or a list of marks to be applied to this parameter set.
- **id** (*str* | *None*) – The id to attribute to this parameter set.

## pytest.raises

**Tutorial:** *Assertions about expected exceptions*

**with raises** (*expected\_exception*: *Type*[*E*] | *Tuple*[*Type*[*E*], ...], \*, *match*: *str* | *Pattern*[*str*] | *None* = ...) → *RaisesContext*[*E*] **as** **excinfo**

**with raises** (*expected\_exception*: *Type*[*E*] | *Tuple*[*Type*[*E*], ...], *func*: *Callable*[..., *Any*], \**args*: *Any*, \*\**kwargs*: *Any*) → *ExceptionInfo*[*E*] **as** **excinfo**

Assert that a code block/function call raises an exception type, or one of its subclasses.

#### Parameters

- **expected\_exception** – The expected exception type, or a tuple if one of multiple possible exception types are expected. Note that subclasses of the passed exceptions will also match.
- **match** (*str* | *re.Pattern*[*str*] | *None*) – If specified, a string containing a regular expression, or a regular expression object, that is tested against the string representation of the exception and its **PEP 678** `__notes__` using `re.search()`.

To match a literal string that may contain *special characters*, the pattern can first be escaped with `re.escape()`.

(This is only used when `pytest.raises` is used as a context manager, and passed through to the function otherwise. When using `pytest.raises` as a function, you can use: `pytest.raises(Exc, func, match="passed on").match("my pattern").`)

Use `pytest.raises` as a context manager, which will capture the exception of the given type, or any of its subclasses:

```
>>> import pytest
>>> with pytest.raises(ZeroDivisionError):
...     1/0
```

If the code block does not raise the expected exception (`ZeroDivisionError` in the example above), or no exception at all, the check will fail instead.

You can also use the keyword argument `match` to assert that the exception matches a text or regex:

```
>>> with pytest.raises(ValueError, match='must be 0 or None'):
...     raise ValueError("value must be 0 or None")

>>> with pytest.raises(ValueError, match=r'must be \d+$'):
...     raise ValueError("value must be 42")
```

The `match` argument searches the formatted exception string, which includes any [PEP-678](#) `__notes__`:

```
>>> with pytest.raises(ValueError, match=r"had a note added"):
...     e = ValueError("value must be 42")
...     e.add_note("had a note added")
...     raise e
```

The context manager produces an `ExceptionInfo` object which can be used to inspect the details of the captured exception:

```
>>> with pytest.raises(ValueError) as exc_info:
...     raise ValueError("value must be 42")
>>> assert exc_info.type is ValueError
>>> assert exc_info.value.args[0] == "value must be 42"
```

**Warning:** Given that `pytest.raises` matches subclasses, be wary of using it to match `Exception` like this:

```
with pytest.raises(Exception): # Careful, this will catch ANY exception
    ↪ raised.
    some_function()
```

Because `Exception` is the base class of almost all exceptions, it is easy for this to hide real bugs, where the user wrote this expecting a specific exception, but some other exception is being raised due to a bug introduced during a refactoring.

Avoid using `pytest.raises` to catch `Exception` unless certain that you really want to catch **any** exception raised.

**Note:** When using `pytest.raises` as a context manager, it's worthwhile to note that normal context manager rules apply and that the exception raised *must* be the final line in the scope of the context manager. Lines of code after that, within the scope of the context manager will not be executed. For example:

```
>>> value = 15
>>> with pytest.raises(ValueError) as exc_info:
...     if value > 10:
...         raise ValueError("value must be <= 10")
...     assert exc_info.type is ValueError # This will not execute.
```

Instead, the following approach must be taken (note the difference in scope):

```
>>> with pytest.raises(ValueError) as exc_info:
...     if value > 10:
...         raise ValueError("value must be <= 10")
...
>>> assert exc_info.type is ValueError
```

### Using with `pytest.mark.parametrize`

When using `pytest.mark.parametrize` it is possible to parametrize tests such that some runs raise an exception and others do not.

See [Parametrizing conditional raising](#) for an example.

See also:

[Assertions about expected exceptions](#) for more examples and detailed discussion.

### Legacy form

It is possible to specify a callable by passing a to-be-called lambda:

```
>>> raises(ZeroDivisionError, lambda: 1/0)
<ExceptionInfo ...>
```

or you can specify an arbitrary callable with arguments:

```
>>> def f(x): return 1/x
...
>>> raises(ZeroDivisionError, f, 0)
<ExceptionInfo ...>
>>> raises(ZeroDivisionError, f, x=0)
<ExceptionInfo ...>
```

The form above is fully supported but discouraged for new code because the context manager form is regarded as more readable and less error-prone.

---

**Note:** Similar to caught exception objects in Python, explicitly clearing local references to returned `ExceptionInfo` objects can help the Python interpreter speed up its garbage collection.

Clearing those references breaks a reference cycle (`ExceptionInfo` → caught exception → frame stack raising the exception → current frame stack → local variables → `ExceptionInfo`) which makes Python keep all objects referenced from that cycle (including all local variables in the current frame) alive until the next cyclic garbage collection run. More detailed information can be found in the official Python documentation for [the try statement](#).

---

## pytest.deprecated\_call

**Tutorial:** *Ensuring code triggers a deprecation warning*

**with deprecated\_call** (\*, match: str | Pattern[str] | None = ...) → WarningsRecorder

**with deprecated\_call** (func: Callable[[...], T], \*args: Any, \*\*kwargs: Any) → T

Assert that code produces a DeprecationWarning or PendingDeprecationWarning or FutureWarning.

This function can be used as a context manager:

```
>>> import warnings
>>> def api_call_v2():
...     warnings.warn('use v3 of this api', DeprecationWarning)
...     return 200

>>> import pytest
>>> with pytest.deprecated_call():
...     assert api_call_v2() == 200
```

It can also be used by passing a function and \*args and \*\*kwargs, in which case it will ensure calling func(\*args, \*\*kwargs) produces one of the warnings types above. The return value is the return value of the function.

In the context manager form you may use the keyword argument match to assert that the warning matches a text or regex.

The context manager produces a list of warnings.WarningMessage objects, one for each warning raised.

## pytest.register\_assert\_rewrite

**Tutorial:** *Assertion Rewriting*

**register\_assert\_rewrite** (\*names)

Register one or more module names to be rewritten on import.

This function will make sure that this module or all modules inside the package will get their assert statements rewritten. Thus you should make sure to call this before the module is actually imported, usually in your \_\_init\_\_.py if you are a plugin using a package.

### Parameters

**names** (str) – The module names to register.

## pytest.warns

**Tutorial:** *Asserting warnings with the warns function*

**with warns** (expected\_warning: ~typing.Type[Warning] | ~typing.Tuple[~typing.Type[Warning], ...] = <class 'Warning'>, \*, match: str | ~typing.Pattern[str] | None = None) → WarningsChecker

**with warns** (expected\_warning: Type[Warning] | Tuple[Type[Warning], ...], func: Callable[[...], T], \*args: Any, \*\*kwargs: Any) → T

Assert that code raises a particular class of warning.

Specifically, the parameter expected\_warning can be a warning class or sequence of warning classes, and the code inside the with block must issue at least one warning of that class or classes.

This helper produces a list of `warnings.WarningMessage` objects, one for each warning emitted (regardless of whether it is an `expected_warning` or not). Since pytest 8.0, unmatched warnings are also re-emitted when the context closes.

This function can be used as a context manager:

```
>>> import pytest
>>> with pytest.warns(RuntimeWarning):
...     warnings.warn("my warning", RuntimeWarning)
```

In the context manager form you may use the keyword argument `match` to assert that the warning matches a text or regex:

```
>>> with pytest.warns(UserWarning, match='must be 0 or None'):
...     warnings.warn("value must be 0 or None", UserWarning)

>>> with pytest.warns(UserWarning, match=r'must be \d+$'):
...     warnings.warn("value must be 42", UserWarning)

>>> with pytest.warns(UserWarning): # catch re-emitted warning
...     with pytest.warns(UserWarning, match=r'must be \d+$'):
...         warnings.warn("this is not here", UserWarning)
Traceback (most recent call last):
...
Failed: DID NOT WARN. No warnings of type ...UserWarning... were emitted...
```

Using `with pytest.mark.parametrize`

When using `pytest.mark.parametrize` it is possible to parametrize tests such that some runs raise a warning and others do not.

This could be achieved in the same way as with exceptions, see [Parametrizing conditional raising](#) for an example.

## pytest.freeze\_includes

**Tutorial:** [Freezing pytest](#)

**freeze\_includes()**

Return a list of module names used by pytest that should be included by `cx_freeze`.

## 3.4.3 Marks

Marks can be used apply meta data to *test functions* (but not fixtures), which can then be accessed by fixtures or plugins.

## pytest.mark.filterwarnings

**Tutorial:** [@pytest.mark.filterwarnings](#)

Add warning filters to marked test items.

`pytest.mark.filterwarnings(filter)`

### Parameters

**filter** (*str*) – A warning specification string, which is composed of contents of the tuple (action, message, category, module, lineno) as specified in [The Warnings Filter](#) section of the Python documentation, separated by ":". Optional fields can be omitted. Module names passed for filtering are not regex-escaped.

For example:

```
@pytest.mark.filterwarnings("ignore:.*usage will be deprecated.
→*:DeprecationWarning")
def test_foo(): ...
```

## pytest.mark.parametrize

**Tutorial:** [How to parametrize fixtures and test functions](#)

This mark has the same signature as `pytest.Metafunc.parametrize()`; see there.

## pytest.mark.skip

**Tutorial:** [Skipping test functions](#)

Unconditionally skip a test function.

`pytest.mark.skip(reason=None)`

### Parameters

**reason** (*str*) – Reason why the test function is being skipped.

## pytest.mark.skipif

**Tutorial:** [Skipping test functions](#)

Skip a test function if a condition is True.

`pytest.mark.skipif(condition, *, reason=None)`

### Parameters

- **condition** (*bool* or *str*) – True/False if the condition should be skipped or a *condition string*.
- **reason** (*str*) – Reason why the test function is being skipped.

## pytest.mark.usefixtures

**Tutorial:** *Use fixtures in classes and modules with usefixtures*

Mark a test function as using the given fixture names.

```
pytest.mark.usefixtures(*names)
```

### Parameters

**args** – The names of the fixture to use, as strings.

---

**Note:** When using `usefixtures` in hooks, it can only load fixtures when applied to a test function before test setup (for example in the `pytest_collection_modifyitems` hook).

Also note that this mark has no effect when applied to **fixtures**.

---

## pytest.mark.xfail

**Tutorial:** *XFail: mark test functions as expected to fail*

Marks a test function as *expected to fail*.

```
pytest.mark.xfail(condition=False, *, reason=None, raises=None, run=True, strict=xfail_strict)
```

### Parameters

- **condition** (`Union[bool, str]`) – Condition for marking the test function as xfail (True/False or a *condition string*). If a `bool`, you also have to specify `reason` (see *condition string*).
- **reason** (`str`) – Reason why the test function is marked as xfail.
- **raises** (`Type[Exception]`) – Exception class (or tuple of classes) expected to be raised by the test function; other exceptions will fail the test. Note that subclasses of the classes passed will also result in a match (similar to how the `except` statement works).
- **run** (`bool`) – Whether the test function should actually be executed. If `False`, the function will always xfail and will not be executed (useful if a function is segfaulting).
- **strict** (`bool`) –
  - If `False` the function will be shown in the terminal output as `xfailed` if it fails and as `xpass` if it passes. In both cases this will not cause the test suite to fail as a whole. This is particularly useful to mark *flaky* tests (tests that fail at random) to be tackled later.
  - If `True`, the function will be shown in the terminal output as `xfailed` if it fails, but if it unexpectedly passes then it will **fail** the test suite. This is particularly useful to mark functions that are always failing and there should be a clear indication if they unexpectedly start to pass (for example a new release of a library fixes a known bug).

Defaults to `xfail_strict`, which is `False` by default.



## Custom marks

Marks are created dynamically using the factory object `pytest.mark` and applied as a decorator.

For example:

```
@pytest.mark.timeout(10, "slow", method="thread")
def test_function(): ...
```

Will create and attach a *Mark* object to the collected *Item*, which can then be accessed by fixtures or hooks with *Node.iter\_markers*. The mark object will have the following attributes:

```
mark.args == (10, "slow")
mark.kwargs == {"method": "thread"}
```

Example for using multiple custom markers:

```
@pytest.mark.timeout(10, "slow", method="thread")
@pytest.mark.slow
def test_function(): ...
```

When *Node.iter\_markers* or *Node.iter\_markers\_with\_node* is used with multiple markers, the marker closest to the function will be iterated over first. The above example will result in `@pytest.mark.slow` followed by `@pytest.mark.timeout(...)`.

## 3.4.4 Fixtures

**Tutorial:** *Fixtures reference*

Fixtures are requested by test functions or other fixtures by declaring them as argument names.

Example of a test requiring a fixture:

```
def test_output(capsys):
    print("hello")
    out, err = capsys.readouterr()
    assert out == "hello\n"
```

Example of a fixture requiring another fixture:

```
@pytest.fixture
def db_session(tmp_path):
    fn = tmp_path / "db.file"
    return connect(fn)
```

For more details, consult the full *fixtures docs*.

## @pytest.fixture

```
@fixture (fixture_function: FixtureFunction, *, scope: Literal['session', 'package', 'module', 'class', 'function'] |
          Callable[[str, Config], Literal['session', 'package', 'module', 'class', 'function']] = 'function', params:
          Iterable[object] | None = None, autouse: bool = False, ids: Sequence[object | None] | Callable[[Any],
          object | None] | None = None, name: str | None = None) → FixtureFunction
```

```
@fixture (fixture_function: None = None, *, scope: Literal['session', 'package', 'module', 'class', 'function'] |
          Callable[[str, Config], Literal['session', 'package', 'module', 'class', 'function']] = 'function', params:
          Iterable[object] | None = None, autouse: bool = False, ids: Sequence[object | None] | Callable[[Any],
          object | None] | None = None, name: str | None = None) → FixtureFunctionMarker
```

Decorator to mark a fixture factory function.

This decorator can be used, with or without parameters, to define a fixture function.

The name of the fixture function can later be referenced to cause its invocation ahead of running tests: test modules or classes can use the `pytest.mark.usefixtures(fixturename)` marker.

Test functions can directly use fixture names as input arguments in which case the fixture instance returned from the fixture function will be injected.

Fixtures can provide their values to test functions using `return` or `yield` statements. When using `yield` the code block after the `yield` statement is executed as teardown code regardless of the test outcome, and must yield exactly once.

### Parameters

- **scope** – The scope for which this fixture is shared; one of "function" (default), "class", "module", "package" or "session".

This parameter may also be a callable which receives (`fixture_name`, `config`) as parameters, and must return a `str` with one of the values mentioned above.

See [Dynamic scope](#) in the docs for more information.

- **params** – An optional list of parameters which will cause multiple invocations of the fixture function and all of the tests using it. The current parameter is available in `request.param`.
- **autouse** – If True, the fixture func is activated for all tests that can see it. If False (the default), an explicit reference is needed to activate the fixture.
- **ids** – Sequence of ids each corresponding to the params so that they are part of the test id. If no ids are provided they will be generated automatically from the params.
- **name** – The name of the fixture. This defaults to the name of the decorated function. If a fixture is used in the same module in which it is defined, the function name of the fixture will be shadowed by the function arg that requests the fixture; one way to resolve this is to name the decorated function `fixture_<fixturename>` and then use `@pytest.fixture(name='<fixturename>')`.

## capfd

**Tutorial:** *How to capture stdout/stderr output*

**capfd()**

Enable text capturing of writes to file descriptors 1 and 2.

The captured output is made available via `capfd.readouterr()` method calls, which return a `(out, err)` namedtuple. `out` and `err` will be text objects.

Returns an instance of `CaptureFixture[str]`.

Example: .. code-block:: python

```
def test_system_echo(capfd):
    os.system('echo "hello"')
    captured = capfd.readouterr()
    assert captured.out == "hellon"
```

## capfdbinary

**Tutorial:** *How to capture stdout/stderr output*

**capfdbinary()**

Enable bytes capturing of writes to file descriptors 1 and 2.

The captured output is made available via `capfd.readouterr()` method calls, which return a `(out, err)` namedtuple. `out` and `err` will be byte objects.

Returns an instance of `CaptureFixture[bytes]`.

Example: .. code-block:: python

```
def test_system_echo(capfdbinary):
    os.system('echo "hello"')
    captured = capfdbinary.readouterr()
    assert captured.out == b"hellon"
```

## caplog

**Tutorial:** *How to manage logging*

**caplog()**

Access and control log capturing.

Captured logs are available through the following properties/methods:

* <code>caplog.messages</code>	-> list of format-interpolated log messages
* <code>caplog.text</code>	-> string containing formatted log output
* <code>caplog.records</code>	-> list of logging.LogRecord instances
* <code>caplog.record_tuples</code>	-> list of (logger_name, level, message) tuples
* <code>caplog.clear()</code>	-> clear captured records <b>and</b> formatted log output string

Returns a `pytest.LogCaptureFixture` instance.

**final class LogCaptureFixture**

Provides access and control of log capturing.

**property handler: LogCaptureHandler**

Get the logging handler used by the fixture.

**get\_records** (*when*)

Get the logging records for one of the possible test phases.

**Parameters**

**when** (*Literal*['setup', 'call', 'teardown']) – Which test phase to obtain the records from. Valid values are: “setup”, “call” and “teardown”.

**Returns**

The list of captured records at the given stage.

**Return type**

*List*[*LogRecord*]

New in version 3.4.

**property text: str**

The formatted log text.

**property records: List[LogRecord]**

The list of log records.

**property record\_tuples: List[Tuple[str, int, str]]**

A list of a stripped down version of log records intended for use in assertion comparison.

The format of the tuple is:

(logger\_name, log\_level, message)

**property messages: List[str]**

A list of format-interpolated log messages.

Unlike ‘records’, which contains the format string and parameters for interpolation, log messages in this list are all interpolated.

Unlike ‘text’, which contains the output from the handler, log messages in this list are unadorned with levels, timestamps, etc, making exact comparisons more reliable.

Note that traceback or stack info (from `logging.exception()` or the `exc_info` or `stack_info` arguments to the logging functions) is not included, as this is added by the formatter in the handler.

New in version 3.7.

**clear()**

Reset the list of log records and the captured log text.

**set\_level** (*level*, *logger=None*)

Set the threshold level of a logger for the duration of a test.

Logging messages which are less severe than this level will not be captured.

Changed in version 3.4: The levels of the loggers changed by this function will be restored to their initial values at the end of the test.

Will enable the requested logging level if it was disabled via `logging.disable()`.

### Parameters

- **level** (*int* / *str*) – The level.
- **logger** (*str* / *None*) – The logger to update. If not given, the root logger.

**with at\_level** (*level*, *logger=None*)

Context manager that sets the level for capturing of logs. After the end of the ‘with’ statement the level is restored to its original value.

Will enable the requested logging level if it was disabled via `logging.disable()`.

### Parameters

- **level** (*int* / *str*) – The level.
- **logger** (*str* / *None*) – The logger to update. If not given, the root logger.

**with filtering** (*filter\_*)

Context manager that temporarily adds the given filter to the caplog’s `handler()` for the ‘with’ statement block, and removes that filter at the end of the block.

### Parameters

**filter** – A custom `logging.Filter` object.

New in version 7.5.

## capsys

**Tutorial:** *How to capture stdout/stderr output*

**capsys()**

Enable text capturing of writes to `sys.stdout` and `sys.stderr`.

The captured output is made available via `capsys.readouterr()` method calls, which return a `(out, err)` namedtuple. `out` and `err` will be text objects.

Returns an instance of `CaptureFixture[str]`.

Example: .. code-block:: python

```
def test_output(capsys):
    print("hello")
    captured = capsys.readouterr()
    assert captured.out == "hello"
```

**class CaptureFixture**

Object returned by the `capsys`, `capsysbinary`, `capfd` and `capfdbinary` fixtures.

**readouterr()**

Read and return the captured output so far, resetting the internal buffer.

### Returns

The captured content as a namedtuple with `out` and `err` string attributes.

### Return type

*CaptureResult*

**with disabled()**

Temporarily disable capturing while inside the `with` block.

## capsysbinary

**Tutorial:** *How to capture stdout/stderr output*

**capsysbinary()**

Enable bytes capturing of writes to `sys.stdout` and `sys.stderr`.

The captured output is made available via `capsysbinary.readouterr()` method calls, which return a `(out, err)` namedtuple. `out` and `err` will be bytes objects.

Returns an instance of `CaptureFixture[bytes]`.

Example: .. code-block:: python

```
def test_output(capsysbinary):
    print("hello")
    captured = capsysbinary.readouterr()
    assert captured.out == b"hellon"
```

## config.cache

**Tutorial:** *How to re-run failed tests and maintain state between test runs*

The `config.cache` object allows other plugins and fixtures to store and retrieve values across test runs. To access it from fixtures request `pytestconfig` into your fixture and get it with `pytestconfig.cache`.

Under the hood, the cache plugin uses the simple dumps/loads API of the `json` stdlib module.

`config.cache` is an instance of `pytest.Cache`:

**final class Cache**

Instance of the `cache` fixture.

**mkdir** (*name*)

Return a directory path object with the given name.

If the directory does not yet exist, it will be created. You can use it to manage files to e.g. store/retrieve database dumps across test sessions.

New in version 7.0.

### Parameters

**name** (*str*) – Must be a string not containing a `/` separator. Make sure the name contains your plugin or application identifiers to prevent clashes with other cache users.

**get** (*key, default*)

Return the cached value for the given key.

If no value was yet cached or the value cannot be read, the specified default is returned.

### Parameters

- **key** (*str*) – Must be a / separated value. Usually the first name is the name of your plugin or your application.
- **default** – The value to return in case of a cache-miss or invalid cache value.

**set** (*key*, *value*)

Save value for the given key.

#### Parameters

- **key** (*str*) – Must be a / separated value. Usually the first name is the name of your plugin or your application.
- **value** (*object*) – Must be of any combination of basic python types, including nested types like lists of dictionaries.

## doctest\_namespace

**Tutorial:** [How to run doctests](#)

**doctest\_namespace** ()

Fixture that returns a `dict` that will be injected into the namespace of doctests.

Usually this fixture is used in conjunction with another `autouse` fixture:

```
@pytest.fixture(autouse=True)
def add_np(doctest_namespace):
    doctest_namespace["np"] = numpy
```

For more details: *'doctest\_namespace' fixture*.

## monkeypatch

**Tutorial:** [How to monkeypatch/mock modules and environments](#)

**monkeypatch** ()

A convenient fixture for monkey-patching.

The fixture provides these methods to modify objects, dictionaries, or `os.environ`:

- `monkeypatch.setattr(obj, name, value, raising=True)`
- `monkeypatch.delattr(obj, name, raising=True)`
- `monkeypatch.setitem(mapping, name, value)`
- `monkeypatch.delitem(obj, name, raising=True)`
- `monkeypatch.setenv(name, value, prepend=None)`
- `monkeypatch.delenv(name, raising=True)`
- `monkeypatch.syspath_prepend(path)`
- `monkeypatch.chdir(path)`
- `monkeypatch.context()`

All modifications will be undone after the requesting test function or fixture has finished. The `raising` parameter determines if a `KeyError` or `AttributeError` will be raised if the set/deletion operation does not have the specified target.

To undo modifications done by the fixture in a contained scope, use `context()`.

Returns a `MonkeyPatch` instance.

### **final class MonkeyPatch**

Helper to conveniently monkeypatch attributes/items/environment variables/syspath.

Returned by the `monkeypatch` fixture.

Changed in version 6.2: Can now also be used directly as `pytest.MonkeyPatch()`, for when the fixture is not available. In this case, use `with MonkeyPatch.context() as mp:` or remember to call `undo()` explicitly.

#### **classmethod with context()**

Context manager that returns a new `MonkeyPatch` object which undoes any patching done inside the `with` block upon exit.

Example: .. code-block:: python

```
import functools

def test_partial(monkeypatch):
    with monkeypatch.context() as m:
        m.setattr(functools, "partial", 3)
```

Useful in situations where it is desired to undo some patches before the test ends, such as mocking `stdlib` functions that might break pytest itself if mocked (for examples of this see [issue #3290](#)).

**setattr** (*target: str, name: object, value: ~\_pytest.monkeypatch.Notset = <notset>, raising: bool = True*) → `None`

**setattr** (*target: object, name: str, value: object, raising: bool = True*) → `None`

Set attribute value on target, memorizing the old value.

For example:

```
import os

monkeypatch.setattr(os, "getcwd", lambda: "/")
```

The code above replaces the `os.getcwd()` function by a `lambda` which always returns `"/"`.

For convenience, you can specify a string as `target` which will be interpreted as a dotted import path, with the last part being the attribute name:

```
monkeypatch.setattr("os.getcwd", lambda: "/")
```

Raises `AttributeError` if the attribute does not exist, unless `raising` is set to `False`.

#### **Where to patch**



`monkeypatch.setattr` works by (temporarily) changing the object that a name points to with another one. There can be many names pointing to any individual object, so for patching to work you must ensure that you patch the name used by the system under test.

See the section [Where to patch](#) in the `unittest.mock` docs for a complete explanation, which is meant for `unittest.mock.patch()` but applies to `monkeypatch.setattr` as well.

**delattr** (*target*, *name*=<notset>, *raising*=True)

Delete attribute *name* from *target*.

If no *name* is specified and *target* is a string it will be interpreted as a dotted import path with the last part being the attribute name.

Raises `AttributeError` if the attribute does not exist, unless *raising* is set to `False`.

**setitem** (*dic*, *name*, *value*)

Set dictionary entry *name* to *value*.

**delitem** (*dic*, *name*, *raising*=True)

Delete *name* from dict.

Raises `KeyError` if it doesn't exist, unless *raising* is set to `False`.

**setenv** (*name*, *value*, *prepend*=None)

Set environment variable *name* to *value*.

If *prepend* is a character, read the current environment variable value and prepend the *value* adjoined with the *prepend* character.

**delenv** (*name*, *raising*=True)

Delete *name* from the environment.

Raises `KeyError` if it does not exist, unless *raising* is set to `False`.

**syspath\_prepend** (*path*)

Prepend *path* to `sys.path` list of import locations.

**chdir** (*path*)

Change the current working directory to the specified path.

#### Parameters

**path** (*str* | *PathLike[str]*) – The path to change into.

**undo** ()

Undo previous changes.

This call consumes the undo stack. Calling it a second time has no effect unless you do more monkeypatching after the undo call.

There is generally no need to call `undo()`, since it is called automatically during tear-down.

**Note:** The same `monkeypatch` fixture is used across a single test function invocation. If `monkeypatch` is used both by the test function itself and one of the test fixtures, calling `undo()` will undo all of the changes made in both functions.

Prefer to use `context()` instead.

---

## pytestconfig

### `pytestconfig()`

Session-scoped fixture that returns the session's `pytest.Config` object.

Example:

```
def test_foo(pytestconfig):
    if pytestconfig.getoption("verbose") > 0:
        ...
```

## pytester

New in version 6.2.

Provides a `Pytester` instance that can be used to run and test pytest itself.

It provides an empty directory where pytest can be executed in isolation, and contains facilities to write tests, configuration files, and match against expected output.

To use it, include in your topmost `conftest.py` file:

```
pytest_plugins = "pytester"
```

### `final class Pytester`

Facilities to write tests/configuration files, execute pytest in isolation, and match against expected output, perfect for black-box testing of pytest plugins.

It attempts to isolate the test run from external factors as much as possible, modifying the current working directory to `path` and environment variables during initialization.

#### `exception TimeoutExpired`

#### `plugins: List[str | object]`

A list of plugins to use with `parseconfig()` and `runpytest()`. Initially this is an empty list but plugins can be added to the list. The type of items to add to the list depends on the method using them so refer to them for details.

#### `property path: Path`

Temporary directory path used to create files/run tests from, etc.

**make\_hook\_recorder** (*pluginmanager*)

Create a new *HookRecorder* for a *PytestPluginManager*.

**chdir** ()

Cd into the temporary directory.

This is done automatically upon instantiation.

**makefile** (*ext*, *\*args*, *\*\*kwargs*)

Create new text file(s) in the test directory.

#### Parameters

- **ext** (*str*) – The extension the file(s) should use, including the dot, e.g. `.py`.
- **args** (*str*) – All args are treated as strings and joined using newlines. The result is written as contents to the file. The name of the file is based on the test function requesting this fixture.
- **kwargs** (*str*) – Each keyword is the name of a file, while the value of it will be written as contents of the file.

#### Returns

The first created file.

#### Return type

*Path*

Examples: `.. code-block:: python`

```
pytester.makefile("txt", "line1", "line2")
```

```
pytester.makefile("ini", pytest="[pytest]naddopts=-rsn")
```

To create binary files, use `pathlib.Path.write_bytes()` directly:

```
filename = pytester.path.joinpath("foo.bin")
filename.write_bytes(b"...")
```

**makeconftest** (*source*)

Write a `conftest.py` file.

#### Parameters

**source** (*str*) – The contents.

#### Returns

The `conftest.py` file.

#### Return type

*Path*

**makeini** (*source*)

Write a `tox.ini` file.

#### Parameters

**source** (*str*) – The contents.

#### Returns

The `tox.ini` file.

### Return type

*Path*

**getiniCFG** (*source*)

Return the pytest section from the tox.ini config file.

**makepyprojecttoml** (*source*)

Write a pyproject.toml file.

### Parameters

**source** (*str*) – The contents.

### Returns

The pyproject.ini file.

### Return type

*Path*

New in version 6.0.

**makepyfile** (*\*args, \*\*kwargs*)

Shortcut for `.makefile()` with a `.py` extension.

Defaults to the test name with a `.py` extension, e.g `test_foobar.py`, overwriting existing files.

Examples: `.. code-block:: python`

```
def test_something(pytester):
```

```
    # Initial file is created test_something.py. pytester.makepyfile("foobar") # To create multi-
    # ple files, pass kwargs accordingly. pytester.makepyfile(custom="foobar") # At this point, both
    # 'test_something.py' & 'custom.py' exist in the test directory.
```

**maketxtfile** (*\*args, \*\*kwargs*)

Shortcut for `.makefile()` with a `.txt` extension.

Defaults to the test name with a `.txt` extension, e.g `test_foobar.txt`, overwriting existing files.

Examples: `.. code-block:: python`

```
def test_something(pytester):
```

```
    # Initial file is created test_something.txt. pytester.maketxtfile("foobar") # To create multi-
    # ple files, pass kwargs accordingly. pytester.maketxtfile(custom="foobar") # At this point, both
    # 'test_something.txt' & 'custom.txt' exist in the test directory.
```

**syspathinsert** (*path=None*)

Prepend a directory to `sys.path`, defaults to *path*.

This is undone automatically when this object dies at the end of each test.

### Parameters

**path** (*str* | *PathLike[str]* | *None*) – The path.

**mkdir** (*name*)

Create a new (sub)directory.

**Parameters**

**name** (*str* | *PathLike[str]*) – The name of the directory, relative to the pytester path.

**Returns**

The created directory.

**Return type**

*Path*

**mkpydir** (*name*)

Create a new python package.

This creates a (sub)directory with an empty `__init__.py` file so it gets recognised as a Python package.

**copy\_example** (*name=None*)

Copy file from project's directory into the testdir.

**Parameters**

**name** (*str* | *None*) – The name of the file to copy.

**Returns**

Path to the copied directory (inside `self.path`).

**Return type**

*Path*

**getnode** (*config, arg*)

Get the collection node of a file.

**Parameters**

- **config** (*Config*) – A pytest config. See `parseconfig()` and `parseconfig-ure()` for creating it.
- **arg** (*str* | *PathLike[str]*) – Path to the file.

**Returns**

The node.

**Return type**

*Collector* | *Item*

**getpathnode** (*path*)

Return the collection node of a file.

This is like `getnode()` but uses `parseconfigfigure()` to create the (configured) pytest Config instance.

**Parameters**

**path** (*str* | *PathLike[str]*) – Path to the file.

**Returns**

The node.

**Return type**

*Collector* | *Item*

**genitems** (*colitems*)

Generate all test items from a collection node.

This recurses into the collection node and returns a list of all the test items contained within.

**Parameters**

**colitems** (*Sequence*[*Item* | *Collector*]) – The collection nodes.

**Returns**

The collected items.

**Return type**

*List*[*Item*]

**runitem** (*source*)

Run the “test\_func” Item.

The calling test instance (class containing the test method) must provide a `.getrunner()` method which should return a runner which can run the test protocol for a single item, e.g. `_pytest.runner.runtestprotocol`.

**inline\_runsource** (*source*, \**cmdlineargs*)

Run a test module in process using `pytest.main()`.

This run writes “source” into a temporary file and runs `pytest.main()` on it, returning a *HookRecorder* instance for the result.

**Parameters**

- **source** (*str*) – The source code of the test module.
- **cmdlineargs** – Any extra command line arguments to use.

**inline\_genitems** (\**args*)

Run `pytest.main(['--collect-only'])` in-process.

Runs the `pytest.main()` function to run all of pytest inside the test process itself like *inline\_run()*, but returns a tuple of the collected items and a *HookRecorder* instance.

**inline\_run** (\**args*, *plugins*=(), *no\_reraise\_ctrlc*=False)

Run `pytest.main()` in-process, returning a *HookRecorder*.

Runs the `pytest.main()` function to run all of pytest inside the test process itself. This means it can return a *HookRecorder* instance which gives more detailed results from that run than can be done by matching stdout/stderr from *runpytest()*.

**Parameters**

- **args** (*str* | *PathLike*[*str*]) – Command line arguments to pass to `pytest.main()`.
- **plugins** – Extra plugin instances the `pytest.main()` instance should use.
- **no\_reraise\_ctrlc** (*bool*) – Typically we reraise keyboard interrupts from the child run. If True, the KeyboardInterrupt exception is captured.

**runpytest\_inprocess** (\**args*, \*\**kwargs*)

Return result of running pytest in-process, providing a similar interface to what `self.runpytest()` provides.

**runpytest** (\*args, \*\*kwargs)

Run pytest inline or in a subprocess, depending on the command line option “--runpytest” and return a *Run-Result*.

**parseconfig** (\*args)

Return a new pytest *pytest.Config* instance from given commandline args.

This invokes the pytest bootstrapping code in `_pytest.config` to create a new *pytest.PytestPluginManager* and call the `pytest_cmdline_parse` hook to create a new *pytest.Config* instance.

If *plugins* has been populated they should be plugin modules to be registered with the plugin manager.

**parseconfigure** (\*args)

Return a new pytest configured Config instance.

Returns a new *pytest.Config* instance like `parseconfig()`, but also calls the `pytest_configure` hook.

**getitem** (source, funcname='test\_func')

Return the test item for a test function.

Writes the source to a python file and runs pytest’s collection on the resulting module, returning the test item for the requested function name.

#### Parameters

- **source** (*str* | *PathLike[str]*) – The module source.
- **funcname** (*str*) – The name of the test function for which to return a test item.

#### Returns

The test item.

#### Return type

*Item*

**getitems** (source)

Return all test items collected from the module.

Writes the source to a Python file and runs pytest’s collection on the resulting module, returning all test items contained within.

**getmodulecol** (source, configargs=(), \*, withinit=False)

Return the module collection node for source.

Writes source to a file using `makepyfile()` and then runs the pytest collection on it, returning the collection node for the test module.

#### Parameters

- **source** (*str* | *PathLike[str]*) – The source code of the module to collect.
- **configargs** – Any extra arguments to pass to `parseconfigure()`.
- **withinit** (*bool*) – Whether to also write an `__init__.py` file to the same directory to ensure it is a package.

**collect\_by\_name** (*modcol, name*)

Return the collection node for name from the module collection.

Searches a module collection node for a collection node matching the given name.

#### Parameters

- **modcol** (*Collector*) – A module collection node; see `getmodulecol()`.
- **name** (*str*) – The name of the node to return.

**popen** (*cmdargs, stdout=-1, stderr=-1, stdin=NotSetType.token, \*\*kw*)

Invoke `subprocess.Popen`.

Calls `subprocess.Popen` making sure the current working directory is in `PYTHONPATH`.

You probably want to use `run()` instead.

**run** (*\*cmdargs, timeout=None, stdin=NotSetType.token*)

Run a command with arguments.

Run a process using `subprocess.Popen` saving the stdout and stderr.

#### Parameters

- **cmdargs** (*str | PathLike[str]*) – The sequence of arguments to pass to `subprocess.Popen`, with path-like objects being converted to `str` automatically.
- **timeout** (*float | None*) – The period in seconds after which to timeout and raise `Pytester.TimeoutExpired`.
- **stdin** (*NotSetType | bytes | IO[Any] | int*) – Optional standard input.
  - If it is `CLOSE_STDIN` (Default), then this method calls `subprocess.Popen` with `stdin=subprocess.PIPE`, and the standard input is closed immediately after the new command is started.
  - If it is of type `bytes`, these bytes are sent to the standard input of the command.
  - Otherwise, it is passed through to `subprocess.Popen`. For further information in this case, consult the document of the `stdin` parameter in `subprocess.Popen`.

#### Returns

The result.

#### Return type

`RunResult`

**runpython** (*script*)

Run a python script using `sys.executable` as interpreter.

**runpython\_c** (*command*)

Run `python -c "command"`.

**runpytest\_subprocess** (*\*args, timeout=None*)

Run pytest as a subprocess with given arguments.



Any plugins added to the `plugins` list will be added using the `-p` command line option. Additionally `--basetemp` is used to put any temporary files and directories in a numbered directory prefixed with “runpytest-” to not conflict with the normal numbered pytest location for temporary files and directories.

### Parameters

- **args** (*str* | *PathLike[str]*) – The sequence of arguments to pass to the pytest subprocess.
- **timeout** (*float* | *None*) – The period in seconds after which to timeout and raise *Pytester.TimeoutExpired*.

### Returns

The result.

### Return type

*RunResult*

**spawn\_pytest** (*string*, *expect\_timeout=10.0*)

Run pytest using pexpect.

This makes sure to use the right pytest and sets up the temporary directory locations.

The pexpect child is returned.

**spawn** (*cmd*, *expect\_timeout=10.0*)

Run a command using pexpect.

The pexpect child is returned.

### final class RunResult

The result of running a command from *Pytester*.

**ret**: *int* | *ExitCode*

The return value.

**outlines**

List of lines captured from stdout.

**errlines**

List of lines captured from stderr.

**stdout**

*LineMatcher* of stdout.

Use e.g. `str(stdout)` to reconstruct stdout, or the commonly used `stdout.fnmatch_lines()` method.

**stderr**

*LineMatcher* of stderr.

**duration**

Duration in seconds.

#### **parseoutcomes()**

Return a dictionary of outcome noun -> count from parsing the terminal output that the test process produced.

The returned nouns will always be in plural form:

```
===== 1 failed, 1 passed, 1 warning, 1 error in 0.13s =====
```

Will return {"failed": 1, "passed": 1, "warnings": 1, "errors": 1}.

#### **classmethod parse\_summary\_nouns(lines)**

Extract the nouns from a pytest terminal summary line.

It always returns the plural noun for consistency:

```
===== 1 failed, 1 passed, 1 warning, 1 error in 0.13s =====
```

Will return {"failed": 1, "passed": 1, "warnings": 1, "errors": 1}.

#### **assert\_outcomes(*passed=0, skipped=0, failed=0, errors=0, xpassed=0, xfailed=0, warnings=None, deselected=None*)**

Assert that the specified outcomes appear with the respective numbers (0 means it didn't occur) in the text output from a test run.

warnings and deselected are only checked if not None.

#### **class LineMatcher**

Flexible matching of text.

This is a convenience class to test large texts like the output of commands.

The constructor takes a list of lines without their trailing newlines, i.e. `text.splitlines()`.

#### **\_\_str\_\_()**

Return the entire original text.

New in version 6.2: You can use `str()` in older versions.

#### **fnmatch\_lines\_random(lines2)**

Check lines exist in the output in any order (using `fnmatch.fnmatch()`).

#### **re\_match\_lines\_random(lines2)**

Check lines exist in the output in any order (using `re.match()`).

#### **get\_lines\_after(fline)**

Return all lines following the given line in the text.

The given line can contain glob wildcards.

**fnmatch\_lines** (*lines2*, \*, *consecutive=False*)

Check lines exist in the output (using `fnmatch.fnmatch()`).

The argument is a list of lines which have to match and can use glob wildcards. If they do not match a `pytest.fail()` is called. The matches and non-matches are also shown as part of the error message.

#### Parameters

- **lines2** (*Sequence[str]*) – String patterns to match.
- **consecutive** (*bool*) – Match lines consecutively?

**re\_match\_lines** (*lines2*, \*, *consecutive=False*)

Check lines exist in the output (using `re.match()`).

The argument is a list of lines which have to match using `re.match`. If they do not match a `pytest.fail()` is called.

The matches and non-matches are also shown as part of the error message.

#### Parameters

- **lines2** (*Sequence[str]*) – string patterns to match.
- **consecutive** (*bool*) – match lines consecutively?

**no\_fnmatch\_line** (*pat*)

Ensure captured lines do not match the given pattern, using `fnmatch.fnmatch`.

#### Parameters

**pat** (*str*) – The pattern to match lines.

**no\_re\_match\_line** (*pat*)

Ensure captured lines do not match the given pattern, using `re.match`.

#### Parameters

**pat** (*str*) – The regular expression to match lines.

**str** ()

Return the entire original text.

**final class HookRecorder**

Record all hooks called in a plugin manager.

Hook recorders are created by `Pytester`.

This wraps all the hook calls in the plugin manager, recording each call before propagating the normal calls.

**getcalls** (*names*)

Get all recorded calls to hooks with the given names (or name).

**matchreport** (*inamepart="", names=('pytest\_runtest\_logreport', 'pytest\_collectreport'), when=None*)

Return a testreport whose dotted import path matches.

## **final class RecordedHookCall**

A recorded call to a hook.

The arguments to the hook call are set as attributes. For example:

```
calls = hook_recorder.getcalls("pytest_runtest_setup")
# Suppose pytest_runtest_setup was called once with `item=an_item`.
assert calls[0].item is an_item
```

## **record\_property**

**Tutorial:** `record_property` example

### **record\_property()**

Add extra properties to the calling test.

User properties become part of the test report and are available to the configured reporters, like JUnit XML.

The fixture is callable with `name, value`. The value is automatically XML-encoded.

Example:

```
def test_function(record_property):
    record_property("example_key", 1)
```

## **record\_testsuite\_property**

**Tutorial:** `record_testsuite_property` example

### **record\_testsuite\_property()**

Record a new `<property>` tag as child of the root `<testsuite>`.

This is suitable to writing global information regarding the entire test suite, and is compatible with `xunit2` JUnit family.

This is a session-scoped fixture which is called with `(name, value)`. Example:

```
def test_foo(record_testsuite_property):
    record_testsuite_property("ARCH", "PPC")
    record_testsuite_property("STORAGE_TYPE", "CEPH")
```

#### **Parameters**

- **name** – The property name.
- **value** – The property value. Will be converted to a string.

**Warning:** Currently this fixture **does not work** with the `pytest-xdist` plugin. See [issue #7767](#) for details.

## recwarn

**Tutorial:** *Asserting warnings with the warns function*

**recwarn()**

Return a `WarningsRecorder` instance that records all warnings emitted by test functions.

See <https://docs.pytest.org/en/latest/how-to/capture-warnings.html> for information on warning categories.

**class WarningsRecorder**

A context manager to record raised warnings.

Each recorded warning is an instance of `warnings.WarningMessage`.

Adapted from `warnings.catch_warnings`.

---

**Note:** `DeprecationWarning` and `PendingDeprecationWarning` are treated differently; see *Ensuring code triggers a deprecation warning*.

---

**property list:** `List[WarningMessage]`

The list of recorded warnings.

**pop** (*cls=<class 'Warning'>*)

Pop the first recorded warning which is an instance of `cls`, but not an instance of a child class of any other match. Raises `AssertionError` if there is no match.

**clear()**

Clear the list of recorded warnings.

## request

**Example:** *Pass different values to a test function, depending on command line options*

The `request` fixture is a special fixture providing information of the requesting test function.

**class FixtureRequest**

The type of the `request` fixture.

A request object gives access to the requesting test context and has a `param` attribute in case the fixture is parametrized.

**fixturename:** `Final`

Fixture for which this request is being performed.

**property scope:** `Literal['session', 'package', 'module', 'class', 'function']`

Scope string, one of “function”, “class”, “module”, “package”, “session”.

**property fixturenames:** `List[str]`

Names of all active fixtures in this request.

**abstract property node**

Underlying collection node (depends on current request scope).

**property config:** `Config`

The pytest config object associated with this request.

**property function**

Test function object if the request has a per-function scope.

**property cls**

Class (can be None) where the test function was collected.

**property instance**

Instance (can be None) on which test function was collected.

**property module**

Python module object where the test function was collected.

**property path:** `Path`

Path where the test function was collected.

**property keywords:** `MutableMapping[str, Any]`

Keywords/markers dictionary for the underlying node.

**property session:** `Session`

Pytest session object.

**abstractmethod addfinalizer** (*finalizer*)

Add finalizer/teardown function to be called without arguments after the last test within the requesting test context finished execution.

**applymarker** (*marker*)

Apply a marker to a single test function invocation.

This method is useful if you don't want to have a keyword/marker on all function invocations.

**Parameters**

**marker** (*str* / `MarkDecorator`) – An object created by a call to `pytest.mark.NAME (...)`.

**raiseerror** (*msg*)

Raise a `FixtureLookupError` exception.

**Parameters**

**msg** (*str* / `None`) – An optional custom error message.

**getfixturevalue** (*argname*)

Dynamically run a named fixture function.

Declaring fixtures via function argument is recommended where possible. But if you can only decide whether to use another fixture at test setup time, you may use this function to retrieve it inside a fixture or test function body.

This method can be used during the test setup phase or the test run phase, but during the test teardown phase a fixture's value may not be available.

#### Parameters

**argname** (*str*) – The fixture name.

#### Raises

*pytest.FixtureLookupError* – If the given fixture could not be found.

### testdir

Identical to *pytester*, but provides an instance whose methods return legacy `py.path.local` objects instead when applicable.

New code should avoid using *testdir* in favor of *pytester*.

#### final class Testdir

Similar to *Pytester*, but this class works with legacy `legacy_path` objects instead.

All methods just forward to an internal *Pytester* instance, converting results to `legacy_path` objects as necessary.

#### exception TimeoutExpired

#### property tmpdir: LocalPath

Temporary directory where tests are executed.

#### make\_hook\_recorder (pluginmanager)

See *Pytester.make\_hook\_recorder()*.

#### chdir ()

See *Pytester.chdir()*.

#### makefile (ext, \*args, \*\*kwargs)

See *Pytester.makefile()*.

#### makeconftest (source)

See *Pytester.makeconftest()*.

#### makeini (source)

See *Pytester.makeini()*.

#### getinicfg (source)

See *Pytester.getinicfg()*.

#### makepyprojecttoml (source)

See *Pytester.makepyprojecttoml()*.

**makepyfile** (\*args, \*\*kwargs)

See `Pytester.makepyfile()`.

**maketxtfile** (\*args, \*\*kwargs)

See `Pytester.maketxtfile()`.

**syspathinsert** (path=None)

See `Pytester.syspathinsert()`.

**mkdir** (name)

See `Pytester.mkdir()`.

**mkpydir** (name)

See `Pytester.mkpydir()`.

**copy\_example** (name=None)

See `Pytester.copy_example()`.

**getnode** (config, arg)

See `Pytester.getnode()`.

**getpathnode** (path)

See `Pytester.getpathnode()`.

**genitems** (colitems)

See `Pytester.genitems()`.

**runitem** (source)

See `Pytester.runitem()`.

**inline\_runsource** (source, \*cmdlineargs)

See `Pytester.inline_runsource()`.

**inline\_genitems** (\*args)

See `Pytester.inline_genitems()`.

**inline\_run** (\*args, plugins=(), no\_reraise\_ctrlc=False)

See `Pytester.inline_run()`.

**runpytest\_inprocess** (\*args, \*\*kwargs)

See `Pytester.runpytest_inprocess()`.



**runpytest** (\*args, \*\*kwargs)

See `Pytester.runpytest()`.

**parseconfig** (\*args)

See `Pytester.parseconfig()`.

**parseconfigure** (\*args)

See `Pytester.parseconfigure()`.

**getitem** (source, funcname='test\_func')

See `Pytester.getitem()`.

**getitems** (source)

See `Pytester.getitems()`.

**getmodulecol** (source, configargs=(), withinit=False)

See `Pytester.getmodulecol()`.

**collect\_by\_name** (modcol, name)

See `Pytester.collect_by_name()`.

**popen** (cmdargs, stdout=-1, stderr=-1, stdin=NotSetType.token, \*\*kw)

See `Pytester.popen()`.

**run** (\*cmdargs, timeout=None, stdin=NotSetType.token)

See `Pytester.run()`.

**runpython** (script)

See `Pytester.runpython()`.

**runpython\_c** (command)

See `Pytester.runpython_c()`.

**runpytest\_subprocess** (\*args, timeout=None)

See `Pytester.runpytest_subprocess()`.

**spawn\_pytest** (string, expect\_timeout=10.0)

See `Pytester.spawn_pytest()`.

**spawn** (cmd, expect\_timeout=10.0)

See `Pytester.spawn()`.

## tmp\_path

**Tutorial:** *How to use temporary directories and files in tests*

### tmp\_path()

Return a temporary directory path object which is unique to each test function invocation, created as a sub directory of the base temporary directory.

By default, a new base temporary directory is created each test session, and old bases are removed after 3 sessions, to aid in debugging. This behavior can be configured with `tmp_path_retention_count` and `tmp_path_retention_policy`. If `--basetemp` is used then it is cleared each session. See *The default base temporary directory*.

The returned object is a `pathlib.Path` object.

## tmp\_path\_factory

**Tutorial:** *The tmp\_path\_factory fixture*

`tmp_path_factory` is an instance of `TempPathFactory`:

### final class TempPathFactory

Factory for temporary directories under the common base temp directory.

The base directory can be configured using the `--basetemp` option.

### mktemp(basename, numbered=True)

Create a new temporary directory managed by the factory.

#### Parameters

- **basename** (*str*) – Directory base name, must be a relative path.
- **numbered** (*bool*) – If `True`, ensure the directory is unique by adding a numbered suffix greater than any existing one: `basename="foo-"` and `numbered=True` means that this function will create directories named `"foo-0"`, `"foo-1"`, `"foo-2"` and so on.

#### Returns

The path to the new directory.

#### Return type

*Path*

### getbasetemp()

Return the base temporary directory, creating it if needed.

#### Returns

The base temporary directory.

#### Return type

*Path*

## tmpdir

**Tutorial:** *The tmpdir and tmpdir\_factory fixtures*

**tmpdir()**

Return a temporary directory path object which is unique to each test function invocation, created as a sub directory of the base temporary directory.

By default, a new base temporary directory is created each test session, and old bases are removed after 3 sessions, to aid in debugging. If `--basetemp` is used then it is cleared each session. See *The default base temporary directory*.

The returned object is a `legacy_path` object.

---

**Note:** These days, it is preferred to use `tmp_path`.

*About the tmpdir and tmpdir\_factory fixtures.*

---

## tmpdir\_factory

**Tutorial:** *The tmpdir and tmpdir\_factory fixtures*

`tmpdir_factory` is an instance of `TempdirFactory`:

**final class TempdirFactory**

Backward compatibility wrapper that implements `py.path.local` for `TempPathFactory`.

---

**Note:** These days, it is preferred to use `tmp_path_factory`.

*About the tmpdir and tmpdir\_factory fixtures.*

---

**mktemp(basename, numbered=True)**

Same as `TempPathFactory.mktemp()`, but returns a `py.path.local` object.

**getbasetemp()**

Same as `TempPathFactory.getbasetemp()`, but returns a `py.path.local` object.

### 3.4.5 Hooks

**Tutorial:** *Writing plugins*

Reference to all hooks which can be implemented by *conftest.py files* and *plugins*.

#### @pytest.hookimpl

`@pytest.hookimpl`

pytest’s decorator for marking functions as hook implementations.

See *Writing hook functions* and `pluggy.HookimplMarker()`.

#### @pytest.hookspec

`@pytest.hookspec`

pytest’s decorator for marking functions as hook specifications.

See *Declaring new hooks* and `pluggy.HookspecMarker()`.

### Bootstrapping hooks

Bootstrapping hooks called for plugins registered early enough (internal and setuptools plugins).

**pytest\_load\_initial\_conftests** (*early\_config, parser, args*)

Called to implement the loading of initial conftest files ahead of command line option parsing.

---

**Note:** This hook will not be called for `conftest.py` files, only for setuptools plugins.

---

#### Parameters

- **early\_config** (`Config`) – The pytest config object.
- **args** (`List[str]`) – Arguments passed on the command line.
- **parser** (`Parser`) – To add command line options.

**pytest\_cmdline\_preparse** (*config, args*)

(**Deprecated**) modify command line arguments before option parsing.

This hook is considered deprecated and will be removed in a future pytest version. Consider using `pytest_load_initial_conftests` instead.

---

**Note:** This hook will not be called for `conftest.py` files, only for setuptools plugins.

---

#### Parameters

- **config** (`Config`) – The pytest config object.
- **args** (`List[str]`) – Arguments passed on the command line.

**pytest\_cmdline\_parse** (*pluginmanager*, *args*)

Return an initialized *Config*, parsing the specified args.

Stops at first non-None result, see *firstresult: stop at first non-None result*.

---

**Note:** This hook will only be called for plugin classes passed to the *plugins* arg when using *pytest.main* to perform an in-process test run.

---

#### Parameters

- **pluginmanager** (*PytestPluginManager*) – The pytest plugin manager.
- **args** (*List[str]*) – List of arguments passed on the command line.

#### Returns

A pytest config object.

#### Return type

*Config* | None

**pytest\_cmdline\_main** (*config*)

Called for performing the main command line action. The default implementation will invoke the configure hooks and *runtest\_mainloop*.

Stops at first non-None result, see *firstresult: stop at first non-None result*.

#### Parameters

**config** (*Config*) – The pytest config object.

#### Returns

The exit code.

#### Return type

*ExitCode* | *int* | None

## Initialization hooks

Initialization hooks called for plugins and *conftest.py* files.

**pytest\_addoption** (*parser*, *pluginmanager*)

Register argparse-style options and ini-style config values, called once at the beginning of a test run.

---

**Note:** This function should be implemented only in plugins or *conftest.py* files situated at the tests root directory due to how pytest *discovers plugins during startup*.

---

#### Parameters

- **parser** (*pytest.Parser*) – To add command line options, call *parser.addoption(...)*. To add ini-file values call *parser.addini(...)*.
- **pluginmanager** (*pytest.PytestPluginManager*) – The pytest plugin manager, which can be used to install *hookspec()*'s or *hookimpl()*'s and allow one plugin to call another plugin's hooks to change how command line options are added.

Options can later be accessed through the *config* object, respectively:

- `config.getoption(name)` to retrieve the value of a command line option.
- `config.getini(name)` to retrieve a value read from an ini-style file.

The config object is passed around on many internal objects via the `.config` attribute or can be retrieved as the `pytestconfig` fixture.

---

**Note:** This hook is incompatible with hook wrappers.

---

#### **pytest\_addhooks** (*pluginmanager*)

Called at plugin registration time to allow adding new hooks via a call to `pluginmanager.add_hookspecs(module_or_class, prefix)`.

##### **Parameters**

**pluginmanager** (`pytest.PytestPluginManager`) – The pytest plugin manager.

---

**Note:** This hook is incompatible with hook wrappers.

---

#### **pytest\_configure** (*config*)

Allow plugins and conftest files to perform initial configuration.

This hook is called for every plugin and initial conftest file after command line options have been parsed.

After that, the hook is called for other conftest files as they are imported.

---

**Note:** This hook is incompatible with hook wrappers.

---

##### **Parameters**

**config** (`pytest.Config`) – The pytest config object.

#### **pytest\_unconfigure** (*config*)

Called before test process is exited.

##### **Parameters**

**config** (`Config`) – The pytest config object.

#### **pytest\_sessionstart** (*session*)

Called after the `Session` object has been created and before performing collection and entering the run test loop.

##### **Parameters**

**session** (`Session`) – The pytest session object.

#### **pytest\_sessionfinish** (*session, exitstatus*)

Called after whole test run finished, right before returning the exit status to the system.

##### **Parameters**

- **session** (`Session`) – The pytest session object.
- **exitstatus** (`int` | `ExitCode`) – The status which pytest will return to the system.

#### **pytest\_plugin\_registered** (*plugin, plugin\_name, manager*)

A new pytest plugin got registered.

##### **Parameters**

- **plugin** (`_PluggyPlugin`) – The plugin module or instance.

- **plugin\_name** (*str*) – The name by which the plugin is registered.
- **manager** (*PytestPluginManager*) – The pytest plugin manager.

---

**Note:** This hook is incompatible with hook wrappers.

---

## Collection hooks

pytest calls the following hooks for collecting files and directories:

### **pytest\_collection** (*session*)

Perform the collection phase for the given session.

Stops at first non-None result, see *firstresult: stop at first non-None result*. The return value is not used, but only stops further processing.

The default collection phase is this (see individual hooks for full details):

1. Starting from *session* as the initial collector:
  1. `pytest_collectstart(collector)`
  2. `report = pytest_make_collect_report(collector)`
  3. `pytest_exception_interact(collector, call, report)` if an interactive exception occurred
  4. For each collected node:
    1. If an item, `pytest_itemcollected(item)`
    2. If a collector, recurse into it.
  5. `pytest_collectreport(report)`
2. `pytest_collection_modifyitems(session, config, items)`
  1. `pytest_deselected(items)` for any deselected items (may be called multiple times)
  3. `pytest_collection_finish(session)`
  4. Set `session.items` to the list of collected items
  5. Set `session.testscollected` to the number of collected items

You can implement this hook to only perform some action before collection, for example the terminal plugin uses it to start displaying the collection counter (and returns `None`).

#### Parameters

**session** (*Session*) – The pytest session object.

### **pytest\_ignore\_collect** (*collection\_path, path, config*)

Return True to prevent considering this path for collection.

This hook is consulted for all files and directories prior to calling more specific hooks.

Stops at first non-None result, see *firstresult: stop at first non-None result*.

#### Parameters

- **collection\_path** (*Path*) – The path to analyze.
- **path** (*LEGACY\_PATH*) – The path to analyze (deprecated).
- **config** (*Config*) – The pytest config object.

Changed in version 7.0.0: The `collection_path` parameter was added as a `pathlib.Path` equivalent of the `path` parameter. The `path` parameter has been deprecated.

**pytest\_collect\_directory** (*path*, *parent*)

Create a *Collector* for the given directory, or None if not relevant.

New in version 8.0.

For best results, the returned collector should be a subclass of *Directory*, but this is not required.

The new node needs to have the specified `parent` as a parent.

Stops at first non-None result, see *firstresult: stop at first non-None result*.

#### Parameters

- **path** (*Path*) – The path to analyze.

See *Using a custom directory collector* for a simple example of use of this hook.

**pytest\_collect\_file** (*file\_path*, *path*, *parent*)

Create a *Collector* for the given path, or None if not relevant.

For best results, the returned collector should be a subclass of *File*, but this is not required.

The new node needs to have the specified `parent` as a parent.

#### Parameters

- **file\_path** (*Path*) – The path to analyze.
- **path** (*LEGACY\_PATH*) – The path to collect (deprecated).

Changed in version 7.0.0: The `file_path` parameter was added as a `pathlib.Path` equivalent of the `path` parameter. The `path` parameter has been deprecated.

**pytest\_pycollect\_makemodule** (*module\_path*, *path*, *parent*)

Return a *pytest.Module* collector or None for the given path.

This hook will be called for each matching test module path. The *pytest\_collect\_file* hook needs to be used if you want to create test modules for files that do not match as a test module.

Stops at first non-None result, see *firstresult: stop at first non-None result*.

#### Parameters

- **module\_path** (*Path*) – The path of the module to collect.
- **path** (*LEGACY\_PATH*) – The path of the module to collect (deprecated).

Changed in version 7.0.0: The `module_path` parameter was added as a `pathlib.Path` equivalent of the `path` parameter.

The `path` parameter has been deprecated in favor of `fspath`.

For influencing the collection of objects in Python modules you can use the following hook:

**pytest\_pycollect\_makeitem** (*collector*, *name*, *obj*)

Return a custom item/collector for a Python object in a module, or None.

Stops at first non-None result, see *firstresult: stop at first non-None result*.



#### Parameters

- **collector** (`Module` / `Class`) – The module/class collector.
- **name** (`str`) – The name of the object in the module/class.
- **obj** (`object`) – The object.

#### Returns

The created items/collectors.

#### Return type

`None` | `Item` | `Collector` | `List[Item | Collector]`

#### **pytest\_generate\_tests** (*metafunc*)

Generate (multiple) parametrized calls to a test function.

#### Parameters

**metafunc** (`Metafunc`) – The *Metafunc* helper for the test function.

#### **pytest\_make\_parametrize\_id** (*config*, *val*, *argname*)

Return a user-friendly string representation of the given *val* that will be used by `@pytest.mark.parametrize` calls, or `None` if the hook doesn't know about *val*.

The parameter name is available as *argname*, if required.

Stops at first non-`None` result, see *firstresult: stop at first non-None result*.

#### Parameters

- **config** (`Config`) – The pytest config object.
- **val** (`object`) – The parametrized value.
- **argname** (`str`) – The automatic parameter name produced by pytest.

Hooks for influencing test skipping:

#### **pytest\_markeval\_namespace** (*config*)

Called when constructing the globals dictionary used for evaluating string conditions in `xfail/skipif` markers.

This is useful when the condition for a marker requires objects that are expensive or impossible to obtain during collection time, which is required by normal boolean conditions.

New in version 6.2.

#### Parameters

**config** (`Config`) – The pytest config object.

#### Returns

A dictionary of additional globals to add.

#### Return type

`Dict[str, Any]`

After collection is complete, you can modify the order of items, delete or otherwise amend the test items:

#### **pytest\_collection\_modifyitems** (*session*, *config*, *items*)

Called after collection has been performed. May filter or re-order the items in-place.

#### Parameters

- **session** (`Session`) – The pytest session object.
- **config** (`Config`) – The pytest config object.

- **items** (*List*[*Item*]) – List of item objects.

---

**Note:** If this hook is implemented in `conftest.py` files, it always receives all collected items, not only those under the `conftest.py` where it is implemented.

---

**pytest\_collection\_finish** (*session*)

Called after collection has been performed and modified.

**Parameters**

**session** (*Session*) – The pytest session object.

## Test running (runtest) hooks

All runtest related hooks receive a `pytest.Item` object.

**pytest\_runtestloop** (*session*)

Perform the main runtest loop (after collection finished).

The default hook implementation performs the runtest protocol for all items collected in the session (`session.items`), unless the collection failed or the `collectonly` pytest option is set.

If at any point `pytest.exit()` is called, the loop is terminated immediately.

If at any point `session.shouldfail` or `session.shouldstop` are set, the loop is terminated after the runtest protocol for the current item is finished.

**Parameters**

**session** (*Session*) – The pytest session object.

Stops at first non-None result, see *firstresult: stop at first non-None result*. The return value is not used, but only stops further processing.

**pytest\_runtest\_protocol** (*item, nextitem*)

Perform the runtest protocol for a single test item.

The default runtest protocol is this (see individual hooks for full details):

- `pytest_runtest_logstart` (*nodeid, location*)
- **Setup phase:**
  - `call = pytest_runtest_setup(item)` (wrapped in `CallInfo` (`when="setup"`))
  - `report = pytest_runtest_makereport(item, call)`
  - `pytest_runtest_logreport` (*report*)
  - `pytest_exception_interact` (*call, report*) if an interactive exception occurred
- **Call phase, if the the setup passed and the `setuponly` pytest option is not set:**
  - `call = pytest_runtest_call(item)` (wrapped in `CallInfo` (`when="call"`))
  - `report = pytest_runtest_makereport(item, call)`
  - `pytest_runtest_logreport` (*report*)
  - `pytest_exception_interact` (*call, report*) if an interactive exception occurred
- **Teardown phase:**

- `call = pytest_runtest_teardown(item, nextitem)` (wrapped in `Call-Info(when="teardown")`)
- `report = pytest_runtest_makereport(item, call)`
- `pytest_runtest_logreport(report)`
- `pytest_exception_interact(call, report)` if an interactive exception occurred
- `pytest_runtest_logfinish(nodeid, location)`

#### Parameters

- **item** (`Item`) – Test item for which the runtest protocol is performed.
- **nextitem** (`Optional[Item]`) – The scheduled-to-be-next test item (or `None` if this is the end my friend).

Stops at first non-`None` result, see *firstresult: stop at first non-None result*. The return value is not used, but only stops further processing.

**pytest\_runtest\_logstart** (`nodeid, location`)

Called at the start of running the runtest protocol for a single item.

See *pytest\_runtest\_protocol* for a description of the runtest protocol.

#### Parameters

- **nodeid** (`str`) – Full node ID of the item.
- **location** (`Tuple[str, int | None, str]`) – A tuple of (`filename`, `lineno`, `testname`) where `filename` is a file path relative to `config.rootpath` and `lineno` is 0-based.

**pytest\_runtest\_logfinish** (`nodeid, location`)

Called at the end of running the runtest protocol for a single item.

See *pytest\_runtest\_protocol* for a description of the runtest protocol.

#### Parameters

- **nodeid** (`str`) – Full node ID of the item.
- **location** (`Tuple[str, int | None, str]`) – A tuple of (`filename`, `lineno`, `testname`) where `filename` is a file path relative to `config.rootpath` and `lineno` is 0-based.

**pytest\_runtest\_setup** (`item`)

Called to perform the setup phase for a test item.

The default implementation runs `setup()` on `item` and all of its parents (which haven't been setup yet). This includes obtaining the values of fixtures required by the item (which haven't been obtained yet).

#### Parameters

- item** (`Item`) – The item.

**pytest\_runtest\_call** (`item`)

Called to run the test for test item (the call phase).

The default implementation calls `item.runtest()`.

#### Parameters

- item** (`Item`) – The item.

**pytest\_runtest\_teardown** (*item*, *nextitem*)

Called to perform the teardown phase for a test item.

The default implementation runs the finalizers and calls `teardown()` on *item* and all of its parents (which need to be torn down). This includes running the teardown phase of fixtures required by the item (if they go out of scope).

#### Parameters

- **item** (*Item*) – The item.
- **nextitem** (*Item* / *None*) – The scheduled-to-be-next test item (*None* if no further test item is scheduled). This argument is used to perform exact teardowns, i.e. calling just enough finalizers so that *nextitem* only needs to call setup functions.

**pytest\_runtest\_makereport** (*item*, *call*)

Called to create a *TestReport* for each of the setup, call and teardown runtest phases of a test item.

See *pytest\_runtest\_protocol* for a description of the runtest protocol.

#### Parameters

- **item** (*Item*) – The item.
- **call** (*CallInfo* [*None*]) – The *CallInfo* for the phase.

Stops at first non-*None* result, see *firstresult: stop at first non-None result*.

For deeper understanding you may look at the default implementation of these hooks in `_pytest.runner` and maybe also in `_pytest.pdb` which interacts with `_pytest.capture` and its input/output capturing in order to immediately drop into interactive debugging when a test failure occurs.

**pytest\_pyfunc\_call** (*pyfuncitem*)

Call underlying test function.

Stops at first non-*None* result, see *firstresult: stop at first non-None result*.

#### Parameters

- **pyfuncitem** (*Function*) – The function item.

## Reporting hooks

Session related reporting hooks:

**pytest\_collectstart** (*collector*)

Collector starts collecting.

#### Parameters

- **collector** (*Collector*) – The collector.

**pytest\_make\_collect\_report** (*collector*)

Perform *collector.collect()* and return a *CollectReport*.

Stops at first non-*None* result, see *firstresult: stop at first non-None result*.

#### Parameters

- **collector** (*Collector*) – The collector.

**pytest\_itemcollected** (*item*)

We just collected a test item.

#### Parameters

**item** (*Item*) – The item.

**pytest\_collectreport** (*report*)

Collector finished collecting.

#### Parameters

**report** (*CollectReport*) – The collect report.

**pytest\_deselected** (*items*)

Called for deselected test items, e.g. by keyword.

May be called multiple times.

#### Parameters

**items** (*Sequence*[*Item*]) – The items.

**pytest\_report\_header** (*config*, *start\_path*, *startdir*)

Return a string or list of strings to be displayed as header info for terminal reporting.

#### Parameters

- **config** (*Config*) – The pytest config object.
- **start\_path** (*Path*) – The starting dir.
- **startdir** (*LEGACY\_PATH*) – The starting dir (deprecated).

---

**Note:** Lines returned by a plugin are displayed before those of plugins which ran before it. If you want to have your line(s) displayed first, use *trylast=True*.

---



---

**Note:** This function should be implemented only in plugins or `conftest.py` files situated at the tests root directory due to how pytest *discovers plugins during startup*.

---

Changed in version 7.0.0: The `start_path` parameter was added as a `pathlib.Path` equivalent of the `startdir` parameter. The `startdir` parameter has been deprecated.

**pytest\_report\_collectionfinish** (*config*, *start\_path*, *startdir*, *items*)

Return a string or list of strings to be displayed after collection has finished successfully.

These strings will be displayed after the standard “collected X items” message.

New in version 3.2.

#### Parameters

- **config** (*Config*) – The pytest config object.
- **start\_path** (*Path*) – The starting dir.
- **startdir** (*LEGACY\_PATH*) – The starting dir (deprecated).
- **items** (*Sequence*[*Item*]) – List of pytest items that are going to be executed; this list should not be modified.

---

**Note:** Lines returned by a plugin are displayed before those of plugins which ran before it. If you want to have your line(s) displayed first, use *trylast=True*.

---

Changed in version 7.0.0: The `start_path` parameter was added as a `pathlib.Path` equivalent of the `start_dir` parameter. The `start_dir` parameter has been deprecated.

**pytest\_report\_teststatus** (*report, config*)

Return result-category, shortletter and verbose word for status reporting.

The result-category is a category in which to count the result, for example “passed”, “skipped”, “error” or the empty string.

The shortletter is shown as testing progresses, for example “.”, “s”, “E” or the empty string.

The verbose word is shown as testing progresses in verbose mode, for example “PASSED”, “SKIPPED”, “ERROR” or the empty string.

pytest may style these implicitly according to the report outcome. To provide explicit styling, return a tuple for the verbose word, for example `"rerun", "R", ("RERUN", {"yellow": True})`.

#### Parameters

- **report** (`CollectReport` / `TestReport`) – The report object whose status is to be returned.
- **config** (`Config`) – The pytest config object.

#### Returns

The test status.

#### Return type

`TestShortLogReport` | `Tuple[str, str, Union[str, Tuple[str, Mapping[str, bool]]]]`

Stops at first non-None result, see *firstresult: stop at first non-None result*.

**pytest\_report\_to\_serializable** (*config, report*)

Serialize the given report object into a data structure suitable for sending over the wire, e.g. converted to JSON.

#### Parameters

- **config** (`Config`) – The pytest config object.
- **report** (`CollectReport` / `TestReport`) – The report.

**pytest\_report\_from\_serializable** (*config, data*)

Restore a report object previously serialized with `pytest_report_to_serializable`.

#### Parameters

**config** (`Config`) – The pytest config object.

**pytest\_terminal\_summary** (*terminalreporter, exitstatus, config*)

Add a section to terminal summary reporting.

#### Parameters

- **terminalreporter** (`TerminalReporter`) – The internal terminal reporter object.
- **exitstatus** (`ExitCode`) – The exit status that will be reported back to the OS.
- **config** (`Config`) – The pytest config object.

New in version 4.2: The `config` parameter.

**pytest\_fixture\_setup** (*fixturedef, request*)

Perform fixture setup execution.

#### Parameters

- **fixturedef** – The fixture definition object.

- **request** (*SubRequest*) – The fixture request object.

#### Returns

The return value of the call to the fixture function.

#### Return type

*object* | None

Stops at first non-None result, see *firstresult: stop at first non-None result*.

---

**Note:** If the fixture function returns None, other implementations of this hook function will continue to be called, according to the behavior of the *firstresult: stop at first non-None result* option.

---

#### **pytest\_fixture\_post\_finalizer** (*fixturedef*, *request*)

Called after fixture teardown, but before the cache is cleared, so the fixture result *fixturedef.cached\_result* is still available (not None).

#### Parameters

- **fixturedef** – The fixture definition object.
- **request** (*SubRequest*) – The fixture request object.

#### **pytest\_warning\_recorded** (*warning\_message*, *when*, *nodeid*, *location*)

Process a warning captured by the internal pytest warnings plugin.

#### Parameters

- **warning\_message** (*warnings.WarningMessage*) – The captured warning. This is the same object produced by *warnings.catch\_warnings*, and contains the same attributes as the parameters of *warnings.showwarning()*.
- **when** (*Literal['config', 'collect', 'runtest']*) – Indicates when the warning was captured. Possible values:
  - "config": during pytest configuration/initialization stage.
  - "collect": during test collection.
  - "runtest": during test execution.
- **nodeid** (*str*) – Full id of the item.
- **location** (*Tuple[str, int, str] | None*) – When available, holds information about the execution context of the captured warning (filename, line number, function). *function* evaluates to <module> when the execution context is at the module level.

New in version 6.0.

Central hook for reporting about test execution:

#### **pytest\_runtest\_logreport** (*report*)

Process the *TestReport* produced for each of the setup, call and teardown runtest phases of an item.

See *pytest\_runtest\_protocol* for a description of the runtest protocol.

Assertion related hooks:

**pytest\_assertrepr\_compare** (*config, op, left, right*)

Return explanation for comparisons in failing assert expressions.

Return None for no custom explanation, otherwise return a list of strings. The strings will be joined by newlines but any newlines *in* a string will be escaped. Note that all but the first line will be indented slightly, the intention is for the first line to be a summary.

#### Parameters

- **config** (*Config*) – The pytest config object.
- **op** (*str*) – The operator, e.g. "==", "!=", "not in".
- **left** (*object*) – The left operand.
- **right** (*object*) – The right operand.

**pytest\_assertion\_pass** (*item, lineno, orig, expl*)

Called whenever an assertion passes.

New in version 5.0.

Use this hook to do some processing after a passing assertion. The original assertion information is available in the *orig* string and the pytest introspected assertion information is available in the *expl* string.

This hook must be explicitly enabled by the `enable_assertion_pass_hook` ini-file option:

```
[pytest]
enable_assertion_pass_hook=true
```

You need to **clean the .pyc** files in your project directory and interpreter libraries when enabling this option, as assertions will require to be re-written.

#### Parameters

- **item** (*Item*) – pytest item object of current test.
- **lineno** (*int*) – Line number of the assert statement.
- **orig** (*str*) – String with the original assertion.
- **expl** (*str*) – String with the assert explanation.

## Debugging/Interaction hooks

There are few hooks which can be used for special reporting or interaction with exceptions:

**pytest\_internalerror** (*excrepr, excinfo*)

Called for internal errors.

Return True to suppress the fallback handling of printing an INTERNALERROR message directly to sys.stderr.

#### Parameters

- **excrepr** (*ExceptionRepr*) – The exception repr object.
- **excinfo** (*ExceptionInfo* [*BaseException*]) – The exception info.

**pytest\_keyboard\_interrupt** (*excinfo*)

Called for keyboard interrupt.

#### Parameters

- **excinfo** (*ExceptionInfo* [*Union* [*KeyboardInterrupt*, *Exit*]]) – The exception info.



**pytest\_exception\_interact** (*node, call, report*)

Called when an exception was raised which can potentially be interactively handled.

May be called during collection (see `pytest_make_collect_report`), in which case `report` is a `CollectReport`.

May be called during runtest of an item (see `pytest_runtest_protocol`), in which case `report` is a `TestReport`.

This hook is not called if the exception that was raised is an internal exception like `skip.Exception`.

#### Parameters

- **node** (`Item` / `Collector`) – The item or collector.
- **call** (`CallInfo[Any]`) – The call information. Contains the exception.
- **report** (`CollectReport` / `TestReport`) – The collection or test report.

**pytest\_enter\_pdb** (*config, pdb*)

Called upon `pdb.set_trace()`.

Can be used by plugins to take special action just before the python debugger enters interactive mode.

#### Parameters

- **config** (`Config`) – The pytest config object.
- **pdb** (`pdb.Pdb`) – The Pdb instance.

**pytest\_leave\_pdb** (*config, pdb*)

Called when leaving pdb (e.g. with `continue` after `pdb.set_trace()`).

Can be used by plugins to take special action just after the python debugger leaves interactive mode.

#### Parameters

- **config** (`Config`) – The pytest config object.
- **pdb** (`pdb.Pdb`) – The Pdb instance.

## 3.4.6 Collection tree objects

These are the collector and item classes (collectively called “nodes”) which make up the collection tree.

### Node

**class Node**

Bases: `ABC`

Base class of `Collector` and `Item`, the components of the test collection tree.

`Collector`'s are the internal nodes of the tree, and `Item`'s are the leaf nodes.

**fspath:** `LocalPath`

A `LEGACY_PATH` copy of the `path` attribute. Intended for usage for methods not migrated to `pathlib`. Path yet, such as `Item.reportinfo`. Will be deprecated in

**name:** `str`

A unique name within the scope of the parent node.

**parent**

The parent collector node.

**config:** *Config*

The pytest config object.

**session:** *Session*

The pytest session this node is part of.

**path:** *pathlib.Path*

Filesystem path where this node was collected from (can be None).

**keywords:** *MutableMapping[str, Any]*

Keywords/markers collected from all scopes.

**own\_markers:** *List[Mark]*

The marker objects belonging to this node.

**extra\_keyword\_matches:** *Set[str]*

Allow adding of extra keywords to use for matching.

**stash:** *Stash*

A place where plugins can store information on the node for their own use.

**classmethod from\_parent** (*parent, \*\*kw*)

Public constructor for Nodes.

This indirection got introduced in order to enable removing the fragile logic from the node constructors.

Subclasses can use `super().from_parent(...)` when overriding the construction.

**Parameters**

**parent** (*Node*) – The parent node of this Node.

**property ihook:** *HookRelay*

fspath-sensitive hook proxy used to call pytest hooks.

**warn** (*warning*)

Issue a warning for this Node.

Warnings will be displayed after the test session, unless explicitly suppressed.

**Parameters**

**warning** (*Warning*) – The warning instance to issue.

**Raises**

**ValueError** – If warning instance is not a subclass of *Warning*.

Example usage:

```
node.warn(PytestWarning("some message"))
node.warn(UserWarning("some message"))
```

Changed in version 6.2: Any subclass of *Warning* is now accepted, rather than only *PytestWarning* subclasses.

**property nodeid:** *str*

A ::-separated string denoting its collection tree address.

**listchain()**

Return list of all parent collectors up to self, starting from the root of collection tree.

**Returns**

The nodes.

**Return type**

*List*[*Node*]

**add\_marker** (*marker*, *append=True*)

Dynamically add a marker object to the node.

**Parameters**

- **marker** (*str* / *MarkDecorator*) – The marker.
- **append** (*bool*) – Whether to append the marker, or prepend it.

**iter\_markers** (*name=None*)

Iterate over all markers of the node.

**Parameters**

**name** (*str* / *None*) – If given, filter the results by the name attribute.

**Returns**

An iterator of the markers of the node.

**Return type**

*Iterator*[*Mark*]

**for ... in iter\_markers\_with\_node** (*name=None*)

Iterate over all markers of the node.

**Parameters**

**name** (*str* / *None*) – If given, filter the results by the name attribute.

**Returns**

An iterator of (node, mark) tuples.

**Return type**

*Iterator*[*Tuple*[*Node*, *Mark*]]

**get\_closest\_marker** (*name: str*) → *Mark* | *None*

**get\_closest\_marker** (*name: str*, *default: Mark*) → *Mark*

Return the first marker matching the name, from closest (for example function) to farther level (for example module level).

**Parameters**

- **default** – Fallback return value if no marker was found.
- **name** – Name to filter by.

**listextrakeywords()**

Return a set of all extra keywords in self and any parents.

**addfinalizer** (*fin*)

Register a function to be called without arguments when this node is finalized.

This method can only be called when this node is active in a setup chain, for example during self.setup().

**getparent** (*cls*)

Get the next parent node (including self) which is an instance of the given class.

**Parameters**

**cls** (*Type* [*\_NodeType*]) – The node class to search for.

**Returns**

The node, if found.

**Return type**

*\_NodeType* | None

**repr\_failure** (*excinfo*, *style=None*)

Return a representation of a collection or test failure.

**See also:**

*Working with non-python tests*

**Parameters**

**excinfo** (*ExceptionInfo* [*BaseException*]) – Exception information for the failure.

## Collector

**class Collector**

Bases: *Node*, *ABC*

Base class of all collectors.

Collector create children through `collect()` and thus iteratively build the collection tree.

**exception CollectError**

Bases: *Exception*

An error during collection, contains a custom message.

**abstractmethod collect** ()

Collect children (items and collectors) for this collector.

**repr\_failure** (*excinfo*)

Return a representation of a collection failure.

**Parameters**

**excinfo** (*ExceptionInfo* [*BaseException*]) – Exception information for the failure.

**name**: *str*

A unique name within the scope of the parent node.

**parent**

The parent collector node.

**config**: *Config*

The pytest config object.

**session:** *Session*

The pytest session this node is part of.

**path:** *pathlib.Path*

Filesystem path where this node was collected from (can be None).

**fspath:** *LocalPath*

A LEGACY\_PATH copy of the *path* attribute. Intended for usage for methods not migrated to *pathlib*. Path yet, such as *Item.reportinfo*. Will be deprecated in

**keywords:** *MutableMapping[str, Any]*

Keywords/markers collected from all scopes.

**own\_markers:** *List[Mark]*

The marker objects belonging to this node.

**extra\_keyword\_matches:** *Set[str]*

Allow adding of extra keywords to use for matching.

**stash:** *Stash*

A place where plugins can store information on the node for their own use.

## Item

**class Item**

Bases: *Node*, *ABC*

Base class of all test invocation items.

Note that for a single function there might be multiple test invocation items.

**user\_properties:** *List[Tuple[str, object]]*

A list of tuples (name, value) that holds user defined properties for this test.

**name:** *str*

A unique name within the scope of the parent node.

**parent**

The parent collector node.

**config:** *Config*

The pytest config object.

**session:** *Session*

The pytest session this node is part of.

**path:** *pathlib.Path*

Filesystem path where this node was collected from (can be None).

**fspath:** *LocalPath*

A LEGACY\_PATH copy of the *path* attribute. Intended for usage for methods not migrated to *pathlib*. Path yet, such as *Item.reportinfo*. Will be deprecated in

**keywords:** *MutableMapping[str, Any]*

Keywords/markers collected from all scopes.

**own\_markers:** `List[Mark]`

The marker objects belonging to this node.

**extra\_keyword\_matches:** `Set[str]`

Allow adding of extra keywords to use for matching.

**stash:** [\*Stash\*](#)

A place where plugins can store information on the node for their own use.

**abstractmethod** `runtest()`

Run the test case for this item.

Must be implemented by subclasses.

**See also:**

[\*Working with non-python tests\*](#)

**add\_report\_section** (*when, key, content*)

Add a new report section, similar to what's done internally to add stdout and stderr captured output:

```
item.add_report_section("call", "stdout", "report section contents")
```

#### Parameters

- **when** (*str*) – One of the possible capture states, "setup", "call", "teardown".
- **key** (*str*) – Name of the section, can be customized at will. Pytest uses "stdout" and "stderr" internally.
- **content** (*str*) – The full contents as a string.

**reportinfo** ()

Get location information for this item for test reports.

Returns a tuple with three elements:

- The path of the test (default `self.path`)
- The 0-based line number of the test (default `None`)
- A name of the test to be shown (default `" "`)

**See also:**

[\*Working with non-python tests\*](#)

**property** `location:` `Tuple[str, int | None, str]`

Returns a tuple of (`relspath`, `lineno`, `testname`) for this item where `relspath` is file path relative to `config.rootpath` and `lineno` is a 0-based line number.

## File

### class File

Bases: *FSCollector*, *ABC*

Base class for collecting tests from a file.

*Working with non-python tests.*

**name:** *str*

A unique name within the scope of the parent node.

**parent**

The parent collector node.

**config:** *Config*

The pytest config object.

**session:** *Session*

The pytest session this node is part of.

**path:** *pathlib.Path*

Filesystem path where this node was collected from (can be None).

**fspath:** *LocalPath*

A LEGACY\_PATH copy of the *path* attribute. Intended for usage for methods not migrated to *pathlib*. Path yet, such as *Item.reportinfo*. Will be deprecated in

**keywords:** *MutableMapping[str, Any]*

Keywords/markers collected from all scopes.

**own\_markers:** *List[Mark]*

The marker objects belonging to this node.

**extra\_keyword\_matches:** *Set[str]*

Allow adding of extra keywords to use for matching.

**stash:** *Stash*

A place where plugins can store information on the node for their own use.

## FSCollector

### class FSCollector

Bases: *Collector*, *ABC*

Base class for filesystem collectors.

**path:** *pathlib.Path*

Filesystem path where this node was collected from (can be None).

**classmethod from\_parent** (*parent*, \*, *fspath=None*, *path=None*, \*\**kw*)

The public constructor.

**name:** *str*

A unique name within the scope of the parent node.

#### **parent**

The parent collector node.

#### **config:** *Config*

The pytest config object.

#### **session:** *Session*

The pytest session this node is part of.

#### **fspath:** *LocalPath*

A LEGACY\_PATH copy of the *path* attribute. Intended for usage for methods not migrated to *pathlib*. Path yet, such as *Item.reportinfo*. Will be deprecated in

#### **keywords:** *MutableMapping[str, Any]*

Keywords/markers collected from all scopes.

#### **own\_markers:** *List[Mark]*

The marker objects belonging to this node.

#### **extra\_keyword\_matches:** *Set[str]*

Allow adding of extra keywords to use for matching.

#### **stash:** *Stash*

A place where plugins can store information on the node for their own use.

## Session

### **final class Session**

Bases: *Collector*

The root of the collection tree.

*Session* collects the initial paths given as arguments to *pytest*.

#### **exception Interrupted**

Bases: *KeyboardInterrupt*

Signals that the test run was interrupted.

#### **exception Failed**

Bases: *Exception*

Signals a stop as failed test run.

#### **property startpath:** *Path*

The path from which *pytest* was invoked.

New in version 7.0.0.

#### **isinitpath** (*path*, \*, *with\_parents=False*)

Is path an initial path?

An initial path is a path explicitly given to *pytest* on the command line.

#### **Parameters**

**with\_parents** (*bool*) – If set, also return True if the path is a parent of an initial path.

Changed in version 8.0: Added the *with\_parents* parameter.

#### **perform\_collect** (*args: Sequence[str] | None = None, genitems: Literal[True] = True*) → *Sequence[Item]*



**perform\_collect** (*args: Sequence[str] | None = None, genitems: bool = True*) → Sequence[Item | Collector]

Perform the collection phase for this session.

This is called by the default `pytest_collection` hook implementation; see the documentation of this hook for more details. For testing purposes, it may also be called directly on a fresh `Session`.

This function normally recursively expands any collectors collected from the session to their items, and only items are returned. For testing purposes, this may be suppressed by passing `genitems=False`, in which case the return value contains these collectors unexpanded, and `session.items` is empty.

**name:** `str`

A unique name within the scope of the parent node.

**parent**

The parent collector node.

**config:** `Config`

The pytest config object.

**session:** `Session`

The pytest session this node is part of.

**path:** `pathlib.Path`

Filesystem path where this node was collected from (can be None).

**for ... in collect()**

Collect children (items and collectors) for this collector.

## Package

**class Package**

Bases: `Directory`

Collector for files and directories in a Python packages – directories with an `__init__.py` file.

---

**Note:** Directories without an `__init__.py` file are instead collected by `Dir` by default. Both are `Directory` collectors.

---

Changed in version 8.0: Now inherits from `Directory`.

**for ... in collect()**

Collect children (items and collectors) for this collector.

**name:** `str`

A unique name within the scope of the parent node.

**parent**

The parent collector node.

**config:** `Config`

The pytest config object.

**session:** *Session*

The pytest session this node is part of.

**path:** *pathlib.Path*

Filesystem path where this node was collected from (can be None).

**fspath:** *LocalPath*

A LEGACY\_PATH copy of the *path* attribute. Intended for usage for methods not migrated to *pathlib*. Path yet, such as *Item.reportinfo*. Will be deprecated in

**keywords:** *MutableMapping[str, Any]*

Keywords/markers collected from all scopes.

**own\_markers:** *List[Mark]*

The marker objects belonging to this node.

**extra\_keyword\_matches:** *Set[str]*

Allow adding of extra keywords to use for matching.

**stash:** *Stash*

A place where plugins can store information on the node for their own use.

## Module

**class Module**

Bases: *File*, *PyCollector*

Collector for test classes and functions in a Python module.

**collect()**

Collect children (items and collectors) for this collector.

**name:** *str*

A unique name within the scope of the parent node.

**parent**

The parent collector node.

**config:** *Config*

The pytest config object.

**session:** *Session*

The pytest session this node is part of.

**path:** *pathlib.Path*

Filesystem path where this node was collected from (can be None).

**fspath:** *LocalPath*

A LEGACY\_PATH copy of the *path* attribute. Intended for usage for methods not migrated to *pathlib*. Path yet, such as *Item.reportinfo*. Will be deprecated in

**keywords:** *MutableMapping[str, Any]*

Keywords/markers collected from all scopes.

**own\_markers:** `List[Mark]`

The marker objects belonging to this node.

**extra\_keyword\_matches:** `Set[str]`

Allow adding of extra keywords to use for matching.

**stash:** [`Stash`](#)

A place where plugins can store information on the node for their own use.

## Class

**class** `Class`

Bases: `PyCollector`

Collector for test methods (and nested classes) in a Python class.

**classmethod** `from_parent` (*parent*, \*, *name*, *obj=None*, \*\**kw*)

The public constructor.

**collect** ()

Collect children (items and collectors) for this collector.

**name:** `str`

A unique name within the scope of the parent node.

**parent**

The parent collector node.

**config:** [`Config`](#)

The pytest config object.

**session:** [`Session`](#)

The pytest session this node is part of.

**path:** `pathlib.Path`

Filesystem path where this node was collected from (can be None).

**fspath:** `LocalPath`

A `LEGACY_PATH` copy of the `path` attribute. Intended for usage for methods not migrated to `pathlib`. Path yet, such as `Item.reportinfo`. Will be deprecated in

**keywords:** `MutableMapping[str, Any]`

Keywords/markers collected from all scopes.

**own\_markers:** `List[Mark]`

The marker objects belonging to this node.

**extra\_keyword\_matches:** `Set[str]`

Allow adding of extra keywords to use for matching.

**stash:** [`Stash`](#)

A place where plugins can store information on the node for their own use.

## Function

### class Function

Bases: `PyobjMixin`, `Item`

Item responsible for setting up and executing a Python test function.

#### Parameters

- **name** – The full function name, including any decorations like those added by parametrization (`my_func[my_param]`).
- **parent** – The parent Node.
- **config** – The pytest Config object.
- **callspec** – If given, this function has been parametrized and the callspec contains meta information about the parametrization.
- **callobj** – If given, the object which will be called when the Function is invoked, otherwise the callobj will be obtained from `parent` using `originalname`.
- **keywords** – Keywords bound to the function object for “-k” matching.
- **session** – The pytest Session object.
- **fixtureinfo** – Fixture information already resolved at this fixture node..
- **originalname** – The attribute name to use for accessing the underlying function object. Defaults to `name`. Set this if `name` is different from the original name, for example when it contains decorations like those added by parametrization (`my_func[my_param]`).

#### `originalname`

Original function name, without any decorations (for example parametrization adds a “`[...]`” suffix to function names), used to access the underlying function object from `parent` (in case `callobj` is not given explicitly).

New in version 3.0.

#### `classmethod from_parent` (*parent*, *\*\*kw*)

The public constructor.

#### `property function`

Underlying python ‘function’ object.

#### `runtest` ()

Execute the underlying test function.

#### `repr_failure` (*excinfo*)

Return a representation of a collection or test failure.

#### See also:

*Working with non-python tests*

#### Parameters

- **excinfo** (`ExceptionInfo[BaseException]`) – Exception information for the failure.

**name:** `str`  
 A unique name within the scope of the parent node.

**parent**  
 The parent collector node.

**config:** `Config`  
 The pytest config object.

**session:** `Session`  
 The pytest session this node is part of.

**path:** `pathlib.Path`  
 Filesystem path where this node was collected from (can be None).

**fspath:** `LocalPath`  
 A LEGACY\_PATH copy of the `path` attribute. Intended for usage for methods not migrated to `pathlib`. Path yet, such as `Item.reportinfo`. Will be deprecated in

**keywords:** `MutableMapping[str, Any]`  
 Keywords/markers collected from all scopes.

**own\_markers:** `List[Mark]`  
 The marker objects belonging to this node.

**extra\_keyword\_matches:** `Set[str]`  
 Allow adding of extra keywords to use for matching.

**stash:** `Stash`  
 A place where plugins can store information on the node for their own use.

**user\_properties:** `List[Tuple[str, object]]`  
 A list of tuples (name, value) that holds user defined properties for this test.

## FunctionDefinition

**class** `FunctionDefinition`

Bases: `Function`

This class is a stop gap solution until we evolve to have actual function definition nodes and manage to get rid of `metafunc`.

**runtest** ()

Execute the underlying test function.

**name:** `str`

A unique name within the scope of the parent node.

**parent**

The parent collector node.

**config:** `Config`

The pytest config object.

**session:** *Session*

The pytest session this node is part of.

**path:** *pathlib.Path*

Filesystem path where this node was collected from (can be None).

**setup** ()

Execute the underlying test function.

**fspath:** *LocalPath*

A LEGACY\_PATH copy of the *path* attribute. Intended for usage for methods not migrated to *pathlib*. Path yet, such as *Item.reportinfo*. Will be deprecated in

**keywords:** *MutableMapping[str, Any]*

Keywords/markers collected from all scopes.

**own\_markers:** *List[Mark]*

The marker objects belonging to this node.

**extra\_keyword\_matches:** *Set[str]*

Allow adding of extra keywords to use for matching.

**stash:** *Stash*

A place where plugins can store information on the node for their own use.

**user\_properties:** *List[Tuple[str, object]]*

A list of tuples (name, value) that holds user defined properties for this test.

## 3.4.7 Objects

Objects accessible from *fixtures* or *hooks* or importable from *pytest*.

### CallInfo

**final class** *CallInfo*

Result/Exception info of a function invocation.

**excinfo:** *ExceptionInfo[BaseException] | None*

The captured exception of the call, if it raised.

**start:** *float*

The system time when the call started, in seconds since the epoch.

**stop:** *float*

The system time when the call ended, in seconds since the epoch.

**duration:** *float*

The call duration, in seconds.

**when:** *Literal['collect', 'setup', 'call', 'teardown']*

The context of invocation: “collect”, “setup”, “call” or “teardown”.

**property result: TResult**

The return value of the call, if it didn't raise.

Can only be accessed if excinfo is None.

**classmethod from\_call** (*func, when, reraise=None*)

Call func, wrapping the result in a CallInfo.

#### Parameters

- **func** (*Callable[[], TResult]*) – The function to call. Called without arguments.
- **when** (*Literal['collect', 'setup', 'call', 'teardown']*) – The phase in which the function is called.
- **reraise** (*Type[BaseException] | Tuple[Type[BaseException], ...] | None*) – Exception or exceptions that shall propagate if raised by the function, instead of being wrapped in the CallInfo.

## CollectReport

**final class CollectReport**

Bases: BaseReport

Collection report object.

Reports can contain arbitrary extra attributes.

**nodeid: str**

Normalized collection nodeid.

**outcome: Literal['passed', 'failed', 'skipped']**

Test outcome, always one of “passed”, “failed”, “skipped”.

**longrepr: None | ExceptionInfo[BaseException] | Tuple[str, int, str] | str | TerminalRepr**

None or a failure representation.

**result**

The collected items and collection nodes.

**sections: List[Tuple[str, str]]**

Tuples of str (heading, content) with extra information for the test report. Used by pytest to add text captured from stdout, stderr, and intercepted logging events. May be used by other plugins to add arbitrary information to reports.

**property caplog: str**

Return captured log lines, if log capturing is enabled.

New in version 3.5.

**property capstderr: str**

Return captured text from stderr, if capturing is enabled.

New in version 3.0.

**property** `capstdout`: `str`

Return captured text from stdout, if capturing is enabled.

New in version 3.0.

**property** `count_towards_summary`: `bool`

**Experimental** Whether this report should be counted towards the totals shown at the end of the test session: “1 passed, 1 failure, etc”.

---

**Note:** This function is considered **experimental**, so beware that it is subject to changes even in patch releases.

---

**property** `failed`: `bool`

Whether the outcome is failed.

**property** `fspath`: `str`

The path portion of the reported node, as a string.

**property** `head_line`: `str` | `None`

**Experimental** The head line shown with longrepr output for this report, more commonly during traceback representation during failures:

```
_____ Test.foo _____
```

In the example above, the `head_line` is “Test.foo”.

---

**Note:** This function is considered **experimental**, so beware that it is subject to changes even in patch releases.

---

**property** `longreprtext`: `str`

Read-only property that returns the full string representation of `longrepr`.

New in version 3.0.

**property** `passed`: `bool`

Whether the outcome is passed.

**property** `skipped`: `bool`

Whether the outcome is skipped.

## Config

**final class** `Config`

Access to configuration values, pluginmanager and plugin hooks.

### Parameters

- **pluginmanager** (`PytestPluginManager`) – A pytest PluginManager.
- **invocation\_params** (`InvocationParams`) – Object containing parameters regarding the `pytest.main()` invocation.

**final class** `InvocationParams` (\*, `args`, `plugins`, `dir`)

Holds parameters passed during `pytest.main()`.

The object attributes are read-only.

New in version 5.1.



---

**Note:** Note that the environment variable `PYTEST_ADDOPTS` and the `addopts` ini option are handled by pytest, not being included in the `args` attribute.

Plugins accessing `InvocationParams` must be aware of that.

---

**args:** `Tuple[str, ...]`

The command-line arguments as passed to `pytest.main()`.

**plugins:** `Sequence[str | object] | None`

Extra plugins, might be `None`.

**dir:** `Path`

The directory from which `pytest.main()` was invoked.

**class** `ArgsSource` (*value*)

Indicates the source of the test arguments.

New in version 7.2.

**ARGS** = 1

Command line arguments.

**INVOCATION\_DIR** = 2

Invocation directory.

**TESTPATHS** = 3

‘testpaths’ configuration value.

**option**

Access to command line option as attributes.

**Type**

`argparse.Namespace`

**invocation\_params**

The parameters with which pytest was invoked.

**Type**

`InvocationParams`

**pluginmanager**

The plugin manager handles plugin registration and hook invocation.

**Type**

`PytestPluginManager`

**stash**

A place where plugins can store information on the config for their own use.

**Type**

`Stash`

**property** `rootpath:` `Path`

The path to the `rootdir`.

**Type**

`pathlib.Path`

New in version 6.1.

**property** `inipath: Path | None`

The path to the *configfile*.

**Type**

`Optional[pathlib.Path]`

New in version 6.1.

**add\_cleanup** (*func*)

Add a function to be called when the config object gets out of use (usually coinciding with `pytest_unconfigure`).

**classmethod** `fromdictargs (option_dict, args)`

Constructor usable for subprocesses.

**issue\_config\_time\_warning** (*warning, stacklevel*)

Issue and handle a warning during the “configure” stage.

During `pytest_configure` we can’t capture warnings using the `catch_warnings_for_item` function because it is not possible to have hook wrappers around `pytest_configure`.

This function is mainly intended for plugins that need to issue warnings during `pytest_configure` (or similar stages).

**Parameters**

- **warning** (*Warning*) – The warning instance.
- **stacklevel** (*int*) – stacklevel forwarded to `warnings.warn`.

**addinvalue\_line** (*name, line*)

Add a line to an ini-file option. The option must have been declared but might not yet be set in which case the line becomes the first line in its value.

**getini** (*name*)

Return configuration value from an *ini file*.

If a configuration value is not defined in an *ini file*, then the `default` value provided while registering the configuration through `parser.addini` will be returned. Please note that you can even provide `None` as a valid default value.

If `default` is not provided while registering using `parser.addini`, then a default value based on the `type` parameter passed to `parser.addini` will be returned. The default values based on `type` are: `paths`, `pathlist`, `args` and `linelist`: `empty list []` `bool`: `False` `string`: `empty string ""`

If neither the `default` nor the `type` parameter is passed while registering the configuration through `parser.addini`, then the configuration is treated as a string and a default empty string “” is returned.

If the specified name hasn’t been registered through a prior `parser.addini` call (usually from a plugin), a `ValueError` is raised.

**getoption** (*name*, *default*=<NOTSET>, *skip*=False)

Return command line option value.

#### Parameters

- **name** (*str*) – Name of the option. You may also specify the literal `--OPT` option instead of the “dest” option name.
- **default** – Default value if no option of that name exists.
- **skip** (*bool*) – If True, raise `pytest.skip` if option does not exists or has a None value.

**getvalue** (*name*, *path*=None)

Deprecated, use `getoption()` instead.

**getvalueorskip** (*name*, *path*=None)

Deprecated, use `getoption(skip=True)` instead.

**VERBOSITY\_ASSERTIONS**: `Final = 'assertions'`

Verbosity type for failed assertions (see [verbosity\\_assertions](#)).

**get\_verbosity** (*verbosity\_type*=None)

Retrieve the verbosity level for a fine-grained verbosity type.

#### Parameters

**verbosity\_type** (*str* | *None*) – Verbosity type to get level for. If a level is configured for the given type, that value will be returned. If the given type is not a known verbosity type, the global verbosity level will be returned. If the given type is None (default), the global verbosity level will be returned.

To configure a level for a fine-grained verbosity type, the configuration file should have a setting for the configuration name and a numeric value for the verbosity level. A special value of “auto” can be used to explicitly use the global verbosity level.

Example: .. code-block:: ini

```
# content of pytest.ini [pytest] verbosity_assertions = 2
```

```
pytest -v
```

```
print (config.get_verbosity())    # 1
print (config.get_verbosity(Config.VERBOSITY_ASSERTIONS))  # 2
```

## Dir

**final class Dir**

Collector of files in a file system directory.

New in version 8.0.

---

**Note:** Python directories with an `__init__.py` file are instead collected by [Package](#) by default. Both are [Directory](#) collectors.

---

**classmethod** `from_parent` (*parent*, \*, *path*)

The public constructor.

**Parameters**

- **parent** ([Collector](#)) – The parent collector of this Dir.
- **path** ([Path](#)) – The directory’s path.

**for ... in** `collect` ()

Collect children (items and collectors) for this collector.

**name:** `str`

A unique name within the scope of the parent node.

**parent**

The parent collector node.

**config:** [Config](#)

The pytest config object.

**session:** [Session](#)

The pytest session this node is part of.

**path:** [pathlib.Path](#)

Filesystem path where this node was collected from (can be None).

**fspath:** [LocalPath](#)

A `LEGACY_PATH` copy of the `path` attribute. Intended for usage for methods not migrated to `pathlib`. Path yet, such as `Item.reportinfo`. Will be deprecated in

**keywords:** [MutableMapping](#)[`str`, `Any`]

Keywords/markers collected from all scopes.

**own\_markers:** [List](#)[[Mark](#)]

The marker objects belonging to this node.

**extra\_keyword\_matches:** [Set](#)[`str`]

Allow adding of extra keywords to use for matching.

**stash:** [Stash](#)

A place where plugins can store information on the node for their own use.

## Directory

**class** `Directory`

Base class for collecting files from a directory.

A basic directory collector does the following: goes over the files and sub-directories in the directory and creates collectors for them by calling the hooks `pytest_collect_directory` and `pytest_collect_file`, after checking that they are not ignored using `pytest_ignore_collect`.

The default directory collectors are [Dir](#) and [Package](#).

New in version 8.0.

*Using a custom directory collector.*

**name:** *str*

A unique name within the scope of the parent node.

**parent**

The parent collector node.

**config:** *Config*

The pytest config object.

**session:** *Session*

The pytest session this node is part of.

**path:** *pathlib.Path*

Filesystem path where this node was collected from (can be None).

**fspath:** *LocalPath*

A LEGACY\_PATH copy of the *path* attribute. Intended for usage for methods not migrated to *pathlib*. Path yet, such as *Item.reportinfo*. Will be deprecated in

**keywords:** *MutableMapping[str, Any]*

Keywords/markers collected from all scopes.

**own\_markers:** *List[Mark]*

The marker objects belonging to this node.

**extra\_keyword\_matches:** *Set[str]*

Allow adding of extra keywords to use for matching.

**stash:** *Stash*

A place where plugins can store information on the node for their own use.

## ExceptionInfo

**final class** `ExceptionInfo`

Wraps `sys.exc_info()` objects and offers help for navigating the traceback.

**classmethod** `from_exception(exception, exprinfo=None)`

Return an `ExceptionInfo` for an existing exception.

The exception must have a non-None `__traceback__` attribute, otherwise this function fails with an assertion error. This means that the exception must have been raised, or added a traceback with the `with_traceback()` method.

### Parameters

**exprinfo** (*str* | *None*) – A text string helping to determine if we should strip `AssertionError` from the output. Defaults to the exception message/`__str__()`.

New in version 7.4.

**classmethod** `from_exc_info(exc_info, exprinfo=None)`

Like `from_exception()`, but using old-style `exc_info` tuple.

**classmethod** `from_current (exprinfo=None)`

Return an ExceptionInfo matching the current traceback.

**Warning:** Experimental API

#### Parameters

**exprinfo** (*str* / *None*) – A text string helping to determine if we should strip AssertionError from the output. Defaults to the exception message/`__str__()`.

**classmethod** `for_later ()`

Return an unfilled ExceptionInfo.

**fill\_unfilled** (*exc\_info*)

Fill an unfilled ExceptionInfo created with `for_later()`.

**property type:** `Type[E]`

The exception class.

**property value:** `E`

The exception value.

**property tb:** `TracebackType`

The exception raw traceback.

**property typename:** `str`

The type name of the exception.

**property traceback:** `Traceback`

The traceback.

**exonly** (*tryshort=False*)

Return the exception as a string.

When ‘tryshort’ resolves to True, and the exception is an AssertionError, only the actual exception part of the exception representation is returned (so ‘AssertionError: ‘ is removed from the beginning).

**errisinstance** (*exc*)

Return True if the exception is an instance of exc.

Consider using `isinstance(excinfo.value, exc)` instead.

**getrepr** (*showlocals=False*, *style='long'*, *abspath=False*, *tbfilter=True*, *funcargs=False*, *truncate\_locals=True*, *chain=True*)

Return str()-able representation of this exception info.

#### Parameters

- **showlocals** (*bool*) – Show locals per traceback entry. Ignored if `style=="native"`.
- **style** (*str*) – long|short|linel|nol|native|value traceback style.

- **abspath** (*bool*) – If paths should be changed to absolute or left unchanged.
- **tbfilter** (*bool* | *Callable*[[*ExceptionInfo*[*BaseException*]], *Traceback*]) – A filter for traceback entries.
  - If false, don't hide any entries.
  - If true, hide internal entries and entries that contain a local variable `__traceback-hide__ = True`.
  - If a callable, delegates the filtering to the callable.
 Ignored if style is "native".
- **funcargs** (*bool*) – Show fixtures (“funcargs” for legacy purposes) per traceback entry.
- **truncate\_locals** (*bool*) – With `showlocals==True`, make sure locals can be safely represented as strings.
- **chain** (*bool*) – If chained exceptions in Python 3 should be shown.

Changed in version 3.9: Added the `chain` parameter.

**match** (*regexp*)

Check whether the regular expression `regexp` matches the string representation of the exception using `re.search()`.

If it matches `True` is returned, otherwise an `AssertionError` is raised.

**group\_contains** (*expected\_exception*, \*, *match=None*, *depth=None*)

Check whether a captured exception group contains a matching exception.

#### Parameters

- **expected\_exception** (*Type*[*BaseException*] | *Tuple*[*Type*[*BaseException*]]) – The expected exception type, or a tuple if one of multiple possible exception types are expected.
- **match** (*str* | *Pattern*[*str*] | *None*) – If specified, a string containing a regular expression, or a regular expression object, that is tested against the string representation of the exception and its PEP-678 <<https://peps.python.org/pep-0678/>> `__notes__` using `re.search()`.  
 To match a literal string that may contain [special characters](#), the pattern can first be escaped with `re.escape()`.
- **depth** (*Optional*[*int*]) – If `None`, will search for a matching exception at any nesting depth. If `>= 1`, will only match an exception if it's at the specified depth (depth = 1 being the exceptions contained within the topmost exception group).

## ExitCode

**final class ExitCode** (*value*)

Encodes the valid exit codes by pytest.

Currently users and plugins may supply other exit codes as well.

New in version 5.0.

**OK = 0**

Tests passed.

**TESTS\_FAILED = 1**

Tests failed.

**INTERRUPTED = 2**

pytest was interrupted.

**INTERNAL\_ERROR = 3**

An internal error got in the way.

**USAGE\_ERROR = 4**

pytest was misused.

**NO\_TESTS\_COLLECTED = 5**

pytest couldn't find tests.

## FixtureDef

**final class FixtureDef**

Bases: `Generic[FixtureValue]`

A container for a fixture definition.

Note: At this time, only explicitly documented fields and methods are considered public stable API.

**property scope:** `Literal['session', 'package', 'module', 'class', 'function']`

Scope string, one of “function”, “class”, “module”, “package”, “session”.

## MarkDecorator

**class MarkDecorator**

A decorator for applying a mark on test functions and classes.

MarkDecorators are created with `pytest.mark`:

```
mark1 = pytest.mark.NAME # Simple MarkDecorator
mark2 = pytest.mark.NAME(name1=value) # Parametrized MarkDecorator
```

and can then be applied as decorators to test functions:

```
@mark2
def test_function():
    pass
```



When a `MarkDecorator` is called, it does the following:

1. If called with a single class as its only positional argument and no additional keyword arguments, it attaches the mark to the class so it gets applied automatically to all test cases found in that class.
2. If called with a single function as its only positional argument and no additional keyword arguments, it attaches the mark to the function, containing all the arguments already stored internally in the `MarkDecorator`.
3. When called in any other case, it returns a new `MarkDecorator` instance with the original `MarkDecorator`'s content updated with the arguments passed to this call.

Note: The rules above prevent a `MarkDecorator` from storing only a single function or class reference as its positional argument with no additional keyword or positional arguments. You can work around this by using `with_args()`.

**property name:** `str`

Alias for `mark.name`.

**property args:** `Tuple[Any, ...]`

Alias for `mark.args`.

**property kwargs:** `Mapping[str, Any]`

Alias for `mark.kwargs`.

**with\_args** (`*args, **kwargs`)

Return a `MarkDecorator` with extra arguments added.

Unlike calling the `MarkDecorator`, `with_args()` can be used even if the sole argument is a callable/class.

## MarkGenerator

**final class MarkGenerator**

Factory for `MarkDecorator` objects - exposed as a `pytest.mark` singleton instance.

Example:

```
import pytest

@pytest.mark.slowtest
def test_function():
    pass
```

applies a 'slowtest' `Mark` on `test_function`.

## Mark

**final class Mark**

A pytest mark.

**name:** `str`

Name of the mark.

**args:** `Tuple[Any, ...]`

Positional arguments of the mark decorator.

**kwargs:** `Mapping[str, Any]`

Keyword arguments of the mark decorator.

**combined\_with** (*other*)

Return a new Mark which is a combination of this Mark and another Mark.

Combines by appending args and merging kwargs.

### Parameters

**other** (`Mark`) – The mark to combine with.

### Return type

*Mark*

## Metafunc

**final class Metafunc**

Objects passed to the `pytest_generate_tests` hook.

They help to inspect a test function and to generate tests according to test configuration or values specified in the class or module where a test function is defined.

### definition

Access to the underlying `_pytest.python.FunctionDefinition`.

### config

Access to the `pytest.Config` object for the test session.

### module

The module object where the test function is defined in.

### function

Underlying Python test function.

### fixturenames

Set of fixture names required by the test function.

### cls

Class object where the test function is defined in or `None`.

**parametrize** (*argnames*, *argvalues*, *indirect=False*, *ids=None*, *scope=None*, \*, *\_param\_mark=None*)

Add new invocations to the underlying test function using the list of *argvalues* for the given *argnames*. Parametrization is performed during the collection phase. If you need to setup expensive resources see about setting *indirect* to do it rather than at test setup time.

Can be called multiple times per test function (but only on different argument names), in which case each call parametrizes all previous parametrizations, e.g.

```
unparametrized:      t
parametrize ["x", "y"]: t[x], t[y]
parametrize [1, 2]:   t[x-1], t[x-2], t[y-1], t[y-2]
```

### Parameters

- **argnames** (*str* | *Sequence[str]*) – A comma-separated string denoting one or more argument names, or a list/tuple of argument strings.
- **argvalues** (*Iterable[ParameterSet | Sequence[object] | object]*) – The list of *argvalues* determines how often a test is invoked with different argument values.

If only one *argname* was specified *argvalues* is a list of values. If *N* *argnames* were specified, *argvalues* must be a list of *N*-tuples, where each tuple-element specifies a value for its respective *argname*.

- **indirect** (*bool* | *Sequence[str]*) – A list of arguments' names (subset of *argnames*) or a boolean. If *True* the list contains all names from the *argnames*. Each *argvalue* corresponding to an *argname* in this list will be passed as *request.param* to its respective *argname* fixture function so that it can perform more expensive setups during the setup phase of a test rather than at collection time.
- **ids** (*Iterable[object | None] | Callable[[Any], object | None] | None*) – Sequence of (or generator for) *ids* for *argvalues*, or a callable to return part of the *id* for each *argvalue*.

With sequences (and generators like `itertools.count()`) the returned *ids* should be of type `string`, `int`, `float`, `bool`, or `None`. They are mapped to the corresponding index in *argvalues*. `None` means to use the auto-generated *id*.

If it is a callable it will be called for each entry in *argvalues*, and the return value is used as part of the auto-generated *id* for the whole set (where parts are joined with dashes ("-")). This is useful to provide more specific *ids* for certain items, e.g. dates. Returning `None` will use an auto-generated *id*.

If no *ids* are provided they will be generated automatically from the *argvalues*.

- **scope** (*Literal['session', 'package', 'module', 'class', 'function'] | None*) – If specified it denotes the scope of the parameters. The scope is used for grouping tests by parameter instances. It will also override any fixture-function defined scope, allowing to set a dynamic scope using test context or configuration.

## Parser

### `final class Parser`

Parser for command line arguments and ini-file values.

#### Variables

**extra\_info** – Dict of generic param -> value to display in case there's an error processing the command line arguments.

**getgroup** (*name*, *description=""*, *after=None*)

Get (or create) a named option Group.

#### Parameters

- **name** (*str*) – Name of the option group.
- **description** (*str*) – Long description for `--help` output.
- **after** (*str* | *None*) – Name of another group, used for ordering `--help` output.

#### Returns

The option group.

#### Return type

*OptionGroup*

The returned group object has an `addoption` method with the same signature as `parser.addoption` but will be shown in the respective group in the output of `pytest --help`.

**addoption** (*\*opts*, *\*\*attrs*)

Register a command line option.

#### Parameters

- **opts** (*str*) – Option names, can be short or long options.
- **attrs** (*Any*) – Same attributes as the `argparse` library's `add_argument()` function accepts.

After command line parsing, options are available on the `pytest` config object via `config.option.NAME` where `NAME` is usually set by passing a `dest` attribute, for example `addoption("--long", dest="NAME", ...)`.

**parse\_known\_args** (*args*, *namespace=None*)

Parse the known arguments at this point.

#### Returns

An `argparse` namespace object.

#### Return type

*Namespace*

**parse\_known\_and\_unknown\_args** (*args*, *namespace=None*)

Parse the known arguments at this point, and also return the remaining unknown arguments.

#### Returns

A tuple containing an `argparse` namespace object for the known arguments, and a list of the unknown arguments.

#### Return type

*Tuple[Namespace, List[str]]*

**addini** (*name*, *help*, *type*=None, *default*=<notset>)

Register an ini-file option.

#### Parameters

- **name** (*str*) – Name of the ini-variable.
- **type** (*Literal*['string', 'paths', 'pathlist', 'args', 'linelist', 'bool'] | None) – Type of the variable. Can be:
  - string: a string
  - bool: a boolean
  - args: a list of strings, separated as in a shell
  - linelist: a list of strings, separated by line breaks
  - paths: a list of `pathlib.Path`, separated as in a shell
  - pathlist: a list of `py.path`, separated as in a shell

New in version 7.0: The `paths` variable type.

Defaults to `string` if `None` or not passed.

- **default** (*Any*) – Default value if no ini-file option exists but is queried.

The value of ini-variables can be retrieved via a call to `config.getini(name)`.

## OptionGroup

**class OptionGroup**

A group of options shown in its own section.

**addoption** (\**opts*, \*\**attrs*)

Add an option to this group.

If a shortened version of a long option is specified, it will be suppressed in the help. `addoption('--twowords', '--two-words')` results in help showing `--two-words` only, but `--twowords` gets accepted **and** the automatic destination is in `args.twowords`.

#### Parameters

- **opts** (*str*) – Option names, can be short or long options.
- **attrs** (*Any*) – Same attributes as the argparse library's `add_argument()` function accepts.

## PytestPluginManager

**final class PytestPluginManager**

Bases: `PluginManager`

A `pluggy.PluginManager` with additional pytest-specific functionality:

- Loading plugins from the command line, `PYTEST_PLUGINS` env variable and `pytest_plugins` global variables found in plugins being loaded.
- `conftest.py` loading during start-up.

**register** (*plugin*, *name=None*)

Register a plugin and return its name.

**Parameters**

**name** (*str* | *None*) – The name under which to register the plugin. If not specified, a name is generated using `get_canonical_name()`.

**Returns**

The plugin name. If the name is blocked from registering, returns `None`.

**Return type**

`str` | `None`

If the plugin is already registered, raises a `ValueError`.

**getplugin** (*name*)

**hasplugin** (*name*)

Return whether a plugin with the given name is registered.

**import\_plugin** (*modname*, *consider\_entry\_points=False*)

Import a plugin with `modname`.

If `consider_entry_points` is `True`, entry point names are also considered to find a plugin.

**add\_hookcall\_monitoring** (*before*, *after*)

Add before/after tracing functions for all hooks.

Returns an undo function which, when called, removes the added tracers.

`before(hook_name, hook_impls, kwargs)` will be called ahead of all hook calls and receive a hookcaller instance, a list of `HookImpl` instances and the keyword arguments for the hook call.

`after(outcome, hook_name, hook_impls, kwargs)` receives the same arguments as `before` but also a `Result` object which represents the result of the overall hook call.

**add\_hookspecs** (*module\_or\_class*)

Add new hook specifications defined in the given `module_or_class`.

Functions are recognized as hook specifications if they have been decorated with a matching `Hookspec-Marker`.

**check\_pending** ()

Verify that all hooks which have not been verified against a hook specification are optional, otherwise raise `PluginValidationError`.

**enable\_tracing()**

Enable tracing of hook calls.

Returns an undo function which, when called, removes the added tracing.

**get\_canonical\_name(plugin)**

Return a canonical name for a plugin object.

Note that a plugin may be registered under a different name specified by the caller of `register(plugin, name)`. To obtain the name of a registered plugin use `get_name(plugin)` instead.

**get\_hookcallers(plugin)**

Get all hook callers for the specified plugin.

**Returns**

The hook callers, or `None` if `plugin` is not registered in this plugin manager.

**Return type**

`list[HookCaller] | None`

**get\_name(plugin)**

Return the name the plugin is registered under, or `None` if it isn't.

**get\_plugin(name)**

Return the plugin registered under the given name, if any.

**get\_plugins()**

Return a set of all registered plugin objects.

**has\_plugin(name)**

Return whether a plugin with the given name is registered.

**is\_blocked(name)**

Return whether the given plugin name is blocked.

**is\_registered(plugin)**

Return whether the plugin is already registered.

**list\_name\_plugin()**

Return a list of (name, plugin) pairs for all registered plugins.

**list\_plugin\_distinfo()**

Return a list of (plugin, distinfo) pairs for all setuptools-registered plugins.

**load\_setuptools\_entrypoints** (*group*, *name=None*)

Load modules from querying the specified setuptools *group*.

**Parameters**

- **group** (*str*) – Entry point group to load plugins.
- **name** (*str* | *None*) – If given, loads only plugins with the given name.

**Returns**

The number of plugins loaded by this call.

**Return type**

*int*

**set\_blocked** (*name*)

Block registrations of the given name, unregister if already registered.

**subset\_hook\_caller** (*name*, *remove\_plugins*)

Return a proxy `HookCaller` instance for the named method which manages calls to all registered plugins except the ones from *remove\_plugins*.

**unblock** (*name*)

Unblocks a name.

Returns whether the name was actually blocked.

**unregister** (*plugin=None*, *name=None*)

Unregister a plugin and all of its hook implementations.

The plugin can be specified either by the plugin object or the plugin name. If both are specified, they must agree.

Returns the unregistered plugin, or *None* if not found.

**project\_name**: **Final**

The project name.

**hook**: **Final**

The “hook relay”, used to call a hook on all registered plugins. See [Calling hooks](#).

**trace**: **Final**[**\_tracing.TagTracerSub**]

The tracing entry point. See [Built-in tracing](#).



## TestReport

**final class TestReport**

Bases: BaseReport

Basic test report object (also used for setup and teardown calls if they fail).

Reports can contain arbitrary extra attributes.

**nodeid: str**

Normalized collection nodeid.

**location: Tuple[str, int | None, str]**

A (filesystempath, lineno, domaininfo) tuple indicating the actual location of a test item - it might be different from the collected one e.g. if a method is inherited from a different module. The filesystempath may be relative to `config.rootdir`. The line number is 0-based.

**keywords: Mapping[str, Any]**

A name -> value dictionary containing all keywords and markers associated with a test invocation.

**outcome: Literal['passed', 'failed', 'skipped']**

Test outcome, always one of “passed”, “failed”, “skipped”.

**longrepr: None | ExceptionInfo[BaseException] | Tuple[str, int, str] | str | TerminalRepr**

None or a failure representation.

**when: str | None**

One of ‘setup’, ‘call’, ‘teardown’ to indicate runtest phase.

**user\_properties**

User properties is a list of tuples (name, value) that holds user defined properties of the test.

**sections: List[Tuple[str, str]]**

Tuples of str (heading, content) with extra information for the test report. Used by pytest to add text captured from `stdout`, `stderr`, and intercepted logging events. May be used by other plugins to add arbitrary information to reports.

**duration: float**

Time it took to run just the test.

**start: float**

The system time when the call started, in seconds since the epoch.

**stop: float**

The system time when the call ended, in seconds since the epoch.

**classmethod from\_item\_and\_call(item, call)**

Create and fill a TestReport with standard item and call info.

### Parameters

- **item** (`Item`) – The item.
- **call** (`CallInfo[None]`) – The call info.

**property** `caplog`: `str`

Return captured log lines, if log capturing is enabled.

New in version 3.5.

**property** `capstderr`: `str`

Return captured text from stderr, if capturing is enabled.

New in version 3.0.

**property** `capstdout`: `str`

Return captured text from stdout, if capturing is enabled.

New in version 3.0.

**property** `count_towards_summary`: `bool`

**Experimental** Whether this report should be counted towards the totals shown at the end of the test session: “1 passed, 1 failure, etc”.

---

**Note:** This function is considered **experimental**, so beware that it is subject to changes even in patch releases.

---

**property** `failed`: `bool`

Whether the outcome is failed.

**property** `fspath`: `str`

The path portion of the reported node, as a string.

**property** `head_line`: `str` | `None`

**Experimental** The head line shown with longrepr output for this report, more commonly during traceback representation during failures:

```
_____ Test.foo _____
```

In the example above, the `head_line` is “Test.foo”.

---

**Note:** This function is considered **experimental**, so beware that it is subject to changes even in patch releases.

---

**property** `longreprtext`: `str`

Read-only property that returns the full string representation of `longrepr`.

New in version 3.0.

**property** `passed`: `bool`

Whether the outcome is passed.

**property** `skipped`: `bool`

Whether the outcome is skipped.

## TestShortLogReport

### class TestShortLogReport

Used to store the test status result category, shortletter and verbose word. For example "rerun", "R", ("RERUN", {"yellow": True}).

#### Variables

- **category** – The class of result, for example “passed”, “skipped”, “error”, or the empty string.
- **letter** – The short letter shown as testing progresses, for example ".", "s", "E", or the empty string.
- **word** – Verbose word is shown as testing progresses in verbose mode, for example "PASSED", "SKIPPED", "ERROR", or the empty string.

**category:** `str`

Alias for field number 0

**letter:** `str`

Alias for field number 1

**word:** `str | Tuple[str, Mapping[str, bool]]`

Alias for field number 2

## Result

Result object used within *hook wrappers*, see [Result in the pluggy documentation](#) for more information.

## Stash

### class Stash

Stash is a type-safe heterogeneous mutable mapping that allows keys and value types to be defined separately from where it (the Stash) is created.

Usually you will be given an object which has a Stash, for example *Config* or a *Node*:

```
stash: Stash = some_object.stash
```

If a module or plugin wants to store data in this Stash, it creates *StashKeys* for its keys (at the module level):

```
# At the top-level of the module
some_str_key = StashKey[str]()
some_bool_key = StashKey[bool]()
```

To store information:

```
# Value type must match the key.
stash[some_str_key] = "value"
stash[some_bool_key] = True
```

To retrieve the information:

```
# The static type of some_str is str.
some_str = stash[some_str_key]
# The static type of some_bool is bool.
some_bool = stash[some_bool_key]
```

**\_\_setitem\_\_** (*key*, *value*)

Set a value for key.

**\_\_getitem\_\_** (*key*)

Get the value for key.

Raises `KeyError` if the key wasn't set before.

**get** (*key*, *default*)

Get the value for key, or return default if the key wasn't set before.

**setdefault** (*key*, *default*)

Return the value of key if already set, otherwise set the value of key to default and return default.

**\_\_delitem\_\_** (*key*)

Delete the value for key.

Raises `KeyError` if the key wasn't set before.

**\_\_contains\_\_** (*key*)

Return whether key was set.

**\_\_len\_\_** ()

Return how many items exist in the stash.

**class StashKey**

Bases: `Generic[T]`

`StashKey` is an object used as a key to a `Stash`.

A `StashKey` is associated with the type `T` of the value of the key.

A `StashKey` is unique and cannot conflict with another key.

### 3.4.8 Global Variables

pytest treats some global variables in a special manner when defined in a test module or `conftest.py` files.

#### `collect_ignore`

**Tutorial:** *Customizing test collection*

Can be declared in *conftest.py* files to exclude test directories or modules. Needs to be a list of paths (`str`, `pathlib.Path` or any `os.PathLike`).

```
collect_ignore = ["setup.py"]
```

#### `collect_ignore_glob`

**Tutorial:** *Customizing test collection*

Can be declared in *conftest.py* files to exclude test directories or modules with Unix shell-style wildcards. Needs to be `list[str]` where `str` can contain glob patterns.

```
collect_ignore_glob = ["*_ignore.py"]
```

#### `pytest_plugins`

**Tutorial:** *Requiring/Loading plugins in a test module or conftest file*

Can be declared at the **global** level in *test modules* and *conftest.py* files to register additional plugins. Can be either a `str` or `Sequence[str]`.

```
pytest_plugins = "myapp.testsupport.myplugin"
```

```
pytest_plugins = ("myapp.testsupport.tools", "myapp.testsupport.regression")
```

#### `pytestmark`

**Tutorial:** *Marking whole classes or modules*

Can be declared at the **global** level in *test modules* to apply one or more *marks* to all test functions and methods. Can be either a single mark or a list of marks (applied in left-to-right order).

```
import pytest

pytestmark = pytest.mark.webtest
```

```
import pytest

pytestmark = [pytest.mark.integration, pytest.mark.slow]
```

### 3.4.9 Environment Variables

Environment variables that can be used to change pytest's behavior.

#### **CI**

When set (regardless of value), pytest acknowledges that is running in a CI process. Alternative to `BUILD_NUMBER` variable.

#### **BUILD\_NUMBER**

When set (regardless of value), pytest acknowledges that is running in a CI process. Alternative to CI variable.

#### **PYTEST\_ADDOPTS**

This contains a command-line (parsed by the `py:mod:shlex` module) that will be **prepended** to the command line given by the user, see *Builtin configuration file options* for more information.

#### **PYTEST\_CURRENT\_TEST**

This is not meant to be set by users, but is set by pytest internally with the name of the current test so other processes can inspect it, see *PYTEST\_CURRENT\_TEST environment variable* for more information.

#### **PYTEST\_DEBUG**

When set, pytest will print tracing and debug information.

#### **PYTEST\_DISABLE\_PLUGIN\_AUTOLOAD**

When set, disables plugin auto-loading through `setuptools` entrypoints. Only explicitly specified plugins will be loaded.

#### **PYTEST\_PLUGINS**

Contains comma-separated list of modules that should be loaded as plugins:

```
export PYTEST_PLUGINS=mymodule.plugin,xdist
```

#### **PYTEST\_THEME**

Sets a `pygment` style to use for the code output.

#### **PYTEST\_THEME\_MODE**

Sets the *PYTEST\_THEME* to be either *dark* or *light*.

#### **PY\_COLORS**

When set to 1, pytest will use color in terminal output. When set to 0, pytest will not use color. `PY_COLORS` takes precedence over `NO_COLOR` and `FORCE_COLOR`.

#### **NO\_COLOR**

When set to a non-empty string (regardless of value), pytest will not use color in terminal output. `PY_COLORS` takes precedence over `NO_COLOR`, which takes precedence over `FORCE_COLOR`. See [no-color.org](https://no-color.org) for other libraries supporting this community standard.

#### **FORCE\_COLOR**

When set to a non-empty string (regardless of value), pytest will use color in terminal output. `PY_COLORS` and `NO_COLOR` take precedence over `FORCE_COLOR`.

### 3.4.10 Exceptions

**final exception UsageError**

Bases: `Exception`

Error in pytest usage or invocation.

**final exception FixtureLookupError**

Bases: `LookupError`

Could not return a requested fixture (missing or invalid).

### 3.4.11 Warnings

Custom warnings generated in some situations such as improper usage or deprecated features.

**class PytestWarning**

Bases: `UserWarning`

Base class for all warnings emitted by pytest.

**class PytestAssertRewriteWarning**

Bases: `PytestWarning`

Warning emitted by the pytest assert rewrite module.

**class PytestCacheWarning**

Bases: `PytestWarning`

Warning emitted by the cache plugin in various situations.

**class PytestCollectionWarning**

Bases: `PytestWarning`

Warning emitted when pytest is not able to collect a file or symbol in a module.

**class PytestConfigWarning**

Bases: `PytestWarning`

Warning emitted for configuration issues.

**class PytestDeprecationWarning**

Bases: `PytestWarning`, `DeprecationWarning`

Warning class for features that will be removed in a future version.

**class PytestExperimentalApiWarning**

Bases: `PytestWarning`, `FutureWarning`

Warning category used to denote experiments in pytest.

Use sparingly as the API might change or even be removed completely in a future version.

**class PytestReturnNotNoneWarning**

Bases: `PytestWarning`

Warning emitted when a test function is returning value other than None.

#### **class PytestRemovedIn8Warning**

Bases: [PytestDeprecationWarning](#)

Warning class for features that will be removed in pytest 8.

#### **class PytestRemovedIn9Warning**

Bases: [PytestDeprecationWarning](#)

Warning class for features that will be removed in pytest 9.

#### **class PytestUnhandledCoroutineWarning**

Bases: [PytestReturnNotNoneWarning](#)

Warning emitted for an unhandled coroutine.

A coroutine was encountered when collecting test functions, but was not handled by any async-aware plugin. Coroutine test functions are not natively supported.

#### **class PytestUnknownMarkWarning**

Bases: [PytestWarning](#)

Warning emitted on use of unknown markers.

See [How to mark test functions with attributes](#) for details.

#### **class PytestUnraisableExceptionWarning**

Bases: [PytestWarning](#)

An unraisable exception was reported.

Unraisable exceptions are exceptions raised in `__del__` implementations and similar situations when the exception cannot be raised as normal.

#### **class PytestUnhandledThreadExceptionWarning**

Bases: [PytestWarning](#)

An unhandled exception occurred in a `Thread`.

Such exceptions don't propagate normally.

Consult the [Internal pytest warnings](#) section in the documentation for more information.

## 3.4.12 Configuration Options

Here is a list of builtin configuration options that may be written in a `pytest.ini` (or `.pytest.ini`), `pyproject.toml`, `tox.ini`, or `setup.cfg` file, usually located at the root of your repository.

To see each file format in details, see [Configuration file formats](#).

**Warning:** Usage of `setup.cfg` is not recommended except for very simple use cases. `.cfg` files use a different parser than `pytest.ini` and `tox.ini` which might cause hard to track down problems. When possible, it is recommended to use the latter files, or `pyproject.toml`, to hold your pytest configuration.

Configuration options may be overwritten in the command-line by using `-o/--override-ini`, which can also be passed multiple times. The expected format is `name=value`. For example:

```
pytest -o console_output_style=classic -o cache_dir=/tmp/mycache
```



**addopts**

Add the specified OPTS to the set of command line arguments as if they had been specified by the user. Example: if you have this ini file content:

```
# content of pytest.ini
[pytest]
addopts = --maxfail=2 -rf # exit after 2 failures, report fail info
```

issuing `pytest test_hello.py` actually means:

```
pytest --maxfail=2 -rf test_hello.py
```

Default is to add no options.

**cache\_dir**

Sets a directory where stores content of cache plugin. Default directory is `.pytest_cache` which is created in *rootdir*. Directory may be relative or absolute path. If setting relative path, then directory is created relative to *rootdir*. Additionally path may contain environment variables, that will be expanded. For more information about cache plugin please refer to [How to re-run failed tests and maintain state between test runs](#).

**console\_output\_style**

Sets the console output style while running tests:

- `classic`: classic pytest output.
- `progress`: like classic pytest output, but with a progress indicator.
- `progress-even-when-capture-no`: allows the use of the progress indicator even when `capture=no`.
- `count`: like progress, but shows progress as the number of tests completed instead of a percent.

The default is `progress`, but you can fallback to `classic` if you prefer or the new mode is causing unexpected problems:

```
# content of pytest.ini
[pytest]
console_output_style = classic
```

**doctest\_encoding**

Default encoding to use to decode text files with docstrings. [See how pytest handles doctests](#).

**doctest\_optionflags**

One or more doctest flag names from the standard `doctest` module. [See how pytest handles doctests](#).

**empty\_parameter\_set\_mark**

Allows to pick the action for empty parametersets in parameterization

- `skip` skips tests with an empty parameterset (default)
- `xfail` marks tests with an empty parameterset as `xfail(run=False)`
- `fail_at_collect` raises an exception if `parametrize` collects an empty parameter set

```
# content of pytest.ini
[pytest]
empty_parameter_set_mark = xfail
```

**Note:** The default value of this option is planned to change to `xfail` in future releases as this is considered less error prone, see [issue #3155](#) for more details.

---

### `faulthandler_timeout`

Dumps the tracebacks of all threads if a test takes longer than X seconds to run (including fixture setup and tear-down). Implemented using the `faulthandler.dump_traceback_later()` function, so all caveats there apply.

```
# content of pytest.ini
[pytest]
faulthandler_timeout=5
```

For more information please refer to `faulthandler`.

### `filterwarnings`

Sets a list of filters and actions that should be taken for matched warnings. By default all warnings emitted during the test session will be displayed in a summary at the end of the test session.

```
# content of pytest.ini
[pytest]
filterwarnings =
    error
    ignore::DeprecationWarning
```

This tells pytest to ignore deprecation warnings and turn all other warnings into errors. For more information please refer to [How to capture warnings](#).

### `junit_duration_report`

New in version 4.1.

Configures how durations are recorded into the JUnit XML report:

- `total` (the default): duration times reported include setup, call, and teardown times.
- `call`: duration times reported include only call times, excluding setup and teardown.

```
[pytest]
junit_duration_report = call
```

### `junit_family`

New in version 4.2.

Changed in version 6.1: Default changed to `xunit2`.

Configures the format of the generated JUnit XML file. The possible options are:

- `xunit1` (or `legacy`): produces old style output, compatible with the `xunit 1.0` format.
- `xunit2`: produces [xunit 2.0 style output](#), which should be more compatible with latest Jenkins versions.  
**This is the default.**

```
[pytest]
junit_family = xunit2
```

### `junit_logging`

New in version 3.5.

Changed in version 5.4: `log`, `all`, `out-err` options added.

Configures if captured output should be written to the JUnit XML file. Valid values are:

- `log`: write only logging captured output.
- `system-out`: write captured `stdout` contents.
- `system-err`: write captured `stderr` contents.
- `out-err`: write both captured `stdout` and `stderr` contents.
- `all`: write captured logging, `stdout` and `stderr` contents.
- `no` (the default): no captured output is written.

```
[pytest]
junit_logging = system-out
```

### junit\_log\_passing\_tests

New in version 4.6.

If `junit_logging != "no"`, configures if the captured output should be written to the JUnit XML file for **passing** tests. Default is `True`.

```
[pytest]
junit_log_passing_tests = False
```

### junit\_suite\_name

To set the name of the root test suite xml item, you can configure the `junit_suite_name` option in your config file:

```
[pytest]
junit_suite_name = my_suite
```

### log\_auto\_indent

Allow selective auto-indentation of multiline log messages.

Supports command line option `--log-auto-indent [value]` and config option `log_auto_indent = [value]` to set the auto-indentation behavior for all logging.

**[value] can be:**

- `True` or “On” - Dynamically auto-indent multiline log messages
- `False` or “Off” or `0` - Do not auto-indent multiline log messages (the default behavior)
- `[positive integer]` - auto-indent multiline log messages by `[value]` spaces

```
[pytest]
log_auto_indent = False
```

Supports passing kwarg `extra={"auto_indent": [value]}` to calls to `logging.log()` to specify auto-indentation behavior for a specific entry in the log. `extra` kwarg overrides the value specified on the command line or in the config.

### log\_cli

Enable log display during test run (also known as “*live logging*”). The default is `False`.

```
[pytest]
log_cli = True
```

### log\_cli\_date\_format

Sets a `time.strftime()`-compatible string that will be used when formatting dates for live logging.

```
[pytest]
log_cli_date_format = %Y-%m-%d %H:%M:%S
```

For more information, see [Live Logs](#).

### log\_cli\_format

Sets a `logging`-compatible string used to format live logging messages.

```
[pytest]
log_cli_format = %(asctime)s %(levelname)s %(message)s
```

For more information, see [Live Logs](#).

### log\_cli\_level

Sets the minimum log message level that should be captured for live logging. The integer value or the names of the levels can be used.

```
[pytest]
log_cli_level = INFO
```

For more information, see [Live Logs](#).

### log\_date\_format

Sets a `time.strftime()`-compatible string that will be used when formatting dates for logging capture.

```
[pytest]
log_date_format = %Y-%m-%d %H:%M:%S
```

For more information, see [How to manage logging](#).

### log\_file

Sets a file name relative to the current working directory where log messages should be written to, in addition to the other logging facilities that are active.

```
[pytest]
log_file = logs/pytest-logs.txt
```

For more information, see [How to manage logging](#).

### log\_file\_date\_format

Sets a `time.strftime()`-compatible string that will be used when formatting dates for the logging file.

```
[pytest]
log_file_date_format = %Y-%m-%d %H:%M:%S
```

For more information, see [How to manage logging](#).

### log\_file\_format

Sets a `logging`-compatible string used to format logging messages redirected to the logging file.

```
[pytest]
log_file_format = %(asctime)s %(levelname)s %(message)s
```

For more information, see [How to manage logging](#).

**log\_file\_level**

Sets the minimum log message level that should be captured for the logging file. The integer value or the names of the levels can be used.

```
[pytest]
log_file_level = INFO
```

For more information, see [How to manage logging](#).

**log\_format**

Sets a logging-compatible string used to format captured logging messages.

```
[pytest]
log_format = %(asctime)s %(levelname)s %(message)s
```

For more information, see [How to manage logging](#).

**log\_level**

Sets the minimum log message level that should be captured for logging capture. The integer value or the names of the levels can be used.

```
[pytest]
log_level = INFO
```

For more information, see [How to manage logging](#).

**markers**

When the `--strict-markers` or `--strict` command-line arguments are used, only known markers - defined in code by core pytest or some plugin - are allowed.

You can list additional markers in this setting to add them to the whitelist, in which case you probably want to add `--strict-markers` to `addopts` to avoid future regressions:

```
[pytest]
addopts = --strict-markers
markers =
    slow
    serial
```

---

**Note:** The use of `--strict-markers` is highly preferred. `--strict` was kept for backward compatibility only and may be confusing for others as it only applies to markers and not to other options.

---

**minversion**

Specifies a minimal pytest version required for running tests.

```
# content of pytest.ini
[pytest]
minversion = 3.0 # will fail if we run with pytest-2.8
```

**norecursedirs**

Set the directory basename patterns to avoid when recursing for test discovery. The individual (fnmatch-style) patterns are applied to the basename of a directory to decide if to recurse into it. Pattern matching characters:

```
*      matches everything
?      matches any single character
[seq]  matches any character in seq
[!seq] matches any char not in seq
```

Default patterns are `'*.egg', '.*', '_darcs', 'build', 'CVS', 'dist', 'node_modules', 'venv', '{arch}'`. Setting a `norecursedirs` replaces the default. Here is an example of how to avoid certain directories:

```
[pytest]
norecursedirs = .svn _build tmp*
```

This would tell `pytest` to not look into typical subversion or sphinx-build directories or into any `tmp` prefixed directory.

Additionally, `pytest` will attempt to intelligently identify and ignore a virtualenv by the presence of an activation script. Any directory deemed to be the root of a virtual environment will not be considered during test collection unless `--collect-in-virtualenv` is given. Note also that `norecursedirs` takes precedence over `--collect-in-virtualenv`; e.g. if you intend to run tests in a virtualenv with a base directory that matches `'.*'` you *must* override `norecursedirs` in addition to using the `--collect-in-virtualenv` flag.

### python\_classes

One or more name prefixes or glob-style patterns determining which classes are considered for test collection. Search for multiple glob patterns by adding a space between patterns. By default, `pytest` will consider any class prefixed with `Test` as a test collection. Here is an example of how to collect tests from classes that end in `Suite`:

```
[pytest]
python_classes = *Suite
```

Note that `unittest.TestCase` derived classes are always collected regardless of this option, as `unittest`'s own collection framework is used to collect those tests.

### python\_files

One or more Glob-style file patterns determining which python files are considered as test modules. Search for multiple glob patterns by adding a space between patterns:

```
[pytest]
python_files = test_*.py check_*.py example_*.py
```

Or one per line:

```
[pytest]
python_files =
    test_*.py
    check_*.py
    example_*.py
```

By default, files matching `test_*.py` and `*_test.py` will be considered test modules.

### python\_functions

One or more name prefixes or glob-patterns determining which test functions and methods are considered tests. Search for multiple glob patterns by adding a space between patterns. By default, `pytest` will consider any function prefixed with `test` as a test. Here is an example of how to collect test functions and methods that end in `_test`:

```
[pytest]
python_functions = *_test
```

Note that this has no effect on methods that live on a `unittest.TestCase` derived class, as `unittest`'s own collection framework is used to collect those tests.

See *Changing naming conventions* for more detailed examples.

### pythonpath

Sets list of directories that should be added to the python search path. Directories will be added to the head of `sys.path`. Similar to the `PYTHONPATH` environment variable, the directories will be included in where Python will look for imported modules. Paths are relative to the *rootdir* directory. Directories remain in path for the duration of the test session.

```
[pytest]
pythonpath = src1 src2
```

**Note:** `pythonpath` does not affect some imports that happen very early, most notably plugins loaded using the `-p` command line option.

### required\_plugins

A space separated list of plugins that must be present for pytest to run. Plugins can be listed with or without version specifiers directly following their name. Whitespace between different version specifiers is not allowed. If any one of the plugins is not found, emit an error.

```
[pytest]
required_plugins = pytest-django>=3.0.0,<4.0.0 pytest-html pytest-xdist>=1.0.0
```

### testpaths

Sets list of directories that should be searched for tests when no specific directories, files or test ids are given in the command line when executing pytest from the *rootdir* directory. File system paths may use shell-style wildcards, including the recursive `**` pattern.

Useful when all project tests are in a known location to speed up test collection and to avoid picking up undesired tests by accident.

```
[pytest]
testpaths = testing doc
```

This configuration means that executing:

```
pytest
```

has the same practical effects as executing:

```
pytest testing doc
```

### tmp\_path\_retention\_count

How many sessions should we keep the `tmp_path` directories, according to `tmp_path_retention_policy`.

```
[pytest]
tmp_path_retention_count = 3
```

Default: 3

### tmp\_path\_retention\_policy

Controls which directories created by the `tmp_path` fixture are kept around, based on test outcome.

- `all`: retains directories for all tests, regardless of the outcome.
- `failed`: retains directories only for tests with outcome `error` or `failed`.
- `none`: directories are always removed after each test ends, regardless of the outcome.

```
[pytest]
tmp_path_retention_policy = "all"
```

Default: `all`

### usefixtures

List of fixtures that will be applied to all test functions; this is semantically the same to apply the `@pytest.mark.usefixtures` marker to all test functions.

```
[pytest]
usefixtures =
    clean_db
```

### verbosity\_assertions

Set a verbosity level specifically for assertion related output, overriding the application wide level.

```
[pytest]
verbosity_assertions = 2
```

Defaults to application wide verbosity level (via the `-v` command-line option). A special value of “auto” can be used to explicitly use the global verbosity level.

### xfail\_strict

If set to `True`, tests marked with `@pytest.mark.xfail` that actually succeed will by default fail the test suite. For more information, see [strict parameter](#).

```
[pytest]
xfail_strict = True
```

## 3.4.13 Command-line Flags

All the command-line flags can be obtained by running `pytest --help`:

```
$ pytest --help
usage: pytest [options] [file_or_dir] [file_or_dir] [...]

positional arguments:
  file_or_dir

general:
  -k EXPRESSION          Only run tests which match the given substring
                        expression. An expression is a Python evaluable
                        expression where all names are substring-matched
                        against test names and their parent classes.
                        Example: -k 'test_method or test_other' matches all
                        test functions and classes whose name contains
                        'test_method' or 'test_other', while -k 'not
                        test_method' matches those that don't contain
                        'test_method' in their names. -k 'not test_method
                        and not test_other' will eliminate the matches.
```

(continues on next page)



(continued from previous page)

	Additionally keywords are matched to classes and functions containing extra names in their 'extra_keyword_matches' set, as well as functions which have names assigned directly to them. The matching is case-insensitive.
<code>-m MARKEXP</code>	Only run tests matching given mark expression. For example: <code>-m 'mark1 and not mark2'</code> .
<code>--markers</code>	show markers (builtin, plugin and per-project ones).
<code>-x, --exitfirst</code>	Exit instantly on first error or failed test
<code>--fixtures, --funcargs</code>	Show available fixtures, sorted by plugin appearance (fixtures with leading '_' are only shown with '-v')
<code>--fixtures-per-test</code>	Show fixtures per test
<code>--pdb</code>	Start the interactive Python debugger on errors or KeyboardInterrupt
<code>--pdbcls=module:classname</code>	Specify a custom interactive Python debugger for use with <code>--pdb</code> . For example: <code>--pdbcls=IPython.terminal.debugger:TerminalPdb</code>
<code>--trace</code>	Immediately break when running each test
<code>--capture=method</code>	Per-test capturing method: one of fd sys no tee-sys
<code>-s</code>	Shortcut for <code>--capture=no</code>
<code>--runxfail</code>	Report the results of xfail tests as if they were not marked
<code>--lf, --last-failed</code>	Rerun only the tests that failed at the last run (or all if none failed)
<code>--ff, --failed-first</code>	Run all tests, but run the last failures first. This may re-order tests and thus lead to repeated fixture setup/teardown.
<code>--nf, --new-first</code>	Run tests from new files first, then the rest of the tests sorted by file mtime
<code>--cache-show=[CACHESHOW]</code>	Show cache contents, don't perform collection or tests. Optional argument: glob (default: '*').
<code>--cache-clear</code>	Remove all cache contents at start of test run
<code>--lfnf={all,none}, --last-failed-no-failures={all,none}</code>	With <code>--lf</code> , determines whether to execute tests when there are no previously (known) failures or when no cached <code>--lastfailed</code> data was found. <code>--all</code> (the default) runs the full test suite again. <code>--none</code> just emits a message about no known failures and exits successfully.
<code>--sw, --stepwise</code>	Exit on test failure and continue from last failing test next time
<code>--sw-skip, --stepwise-skip</code>	Ignore the first failing test but stop on the next failing test. Implicitly enables <code>--stepwise</code> .
<b>Reporting:</b>	
<code>--durations=N</code>	Show N slowest setup/test durations (N=0 for all)
<code>--durations-min=N</code>	Minimal duration in seconds for inclusion in slowest list. Default: 0.005.
<code>-v, --verbose</code>	Increase verbosity
<code>--no-header</code>	Disable header
<code>--no-summary</code>	Disable summary
<code>-q, --quiet</code>	Decrease verbosity
<code>--verbosity=VERBOSE</code>	Set verbosity. Default: 0.

(continues on next page)

(continued from previous page)

<code>-r chars</code>	Show extra test summary info as specified by chars: (f)ailed, (E)rror, (s)kipped, (x)failed, (X)passed, (p)assed, (P)assed with output, (a)ll except passed (p/P), or (A)ll. (w)arnings are enabled by default (see <code>--disable-warnings</code> ), 'N' can be used to reset the list. (default: 'fE').
<code>--disable-warnings, --disable-pytest-warnings</code>	Disable warnings summary
<code>-l, --showlocals</code>	Show locals in tracebacks (disabled by default)
<code>--no-showlocals</code>	Hide locals in tracebacks (negate <code>--showlocals</code> )
<code>--tb=style</code>	Traceback print mode (auto/long/short/line/native/no)
<code>--show-capture={no,stdout,stderr,log,all}</code>	Controls how captured stdout/stderr/log is shown on failed tests. Default: all.
<code>--full-trace</code>	Don't cut any tracebacks (default is to cut)
<code>--color=color</code>	Color terminal output (yes/no/auto)
<code>--code-highlight={yes,no}</code>	Whether code should be highlighted (only if <code>--color</code> is also enabled). Default: yes.
<code>--pastebin=mode</code>	Send failed/all info to bpaste.net pastebin service
<code>--junit-xml=path</code>	Create junit-xml style report file at given path
<code>--junit-prefix=str</code>	Prepend prefix to classnames in junit-xml output
<b>pytest-warnings:</b>	
<code>-W PYTHONWARNINGS, --pythonwarnings=PYTHONWARNINGS</code>	Set which warnings to report, see <code>-W</code> option of Python itself
<code>--maxfail=num</code>	Exit after first num failures or errors
<code>--strict-config</code>	Any warnings encountered while parsing the 'pytest' section of the configuration file raise errors
<code>--strict-markers</code>	Markers not registered in the 'markers' section of the configuration file raise errors
<code>--strict</code>	(Deprecated) alias to <code>--strict-markers</code>
<code>-c FILE, --config-file=FILE</code>	Load configuration from 'FILE' instead of trying to locate one of the implicit configuration files.
<code>--continue-on-collection-errors</code>	Force test execution even if collection errors occur
<code>--rootdir=ROOTDIR</code>	Define root directory for tests. Can be relative path: 'root_dir', './root_dir', 'root_dir/another_dir/'; absolute path: '/home/user/root_dir'; path with variables: '\$HOME/root_dir'.
<b>collection:</b>	
<code>--collect-only, --co</code>	Only collect tests, don't execute them
<code>--pyargs</code>	Try to interpret all arguments as Python packages
<code>--ignore=path</code>	Ignore path during collection (multi-allowed)
<code>--ignore-glob=path</code>	Ignore path pattern during collection (multi-allowed)
<code>--deselect=nodeid_prefix</code>	Deselect item (via node id prefix) during collection (multi-allowed)
<code>--confcutdir=dir</code>	Only load conftest.py's relative to specified dir
<code>--noconftest</code>	Don't load any conftest.py files

(continues on next page)

(continued from previous page)

```
--keep-duplicates      Keep duplicate tests
--collect-in-virtualenv
                        Don't ignore tests in a local virtualenv directory
--import-mode={prepend,append,importlib}
                        Prepend/append to sys.path when importing test
                        modules and conftest files. Default: prepend.
--doctest-modules      Run doctests in all .py modules
--doctest-report={none,cdiff,ndiff,udiff,only_first_failure}
                        Choose another output format for diffs on doctest
                        failure
--doctest-glob=pat     Doctests file matching pattern, default: test*.txt
--doctest-ignore-import-errors
                        Ignore doctest collection errors
--doctest-continue-on-failure
                        For a given doctest, continue to run after the first
                        failure

test session debugging and configuration:
--basetemp=dir         Base temporary directory for this test run.
                        (Warning: this directory is removed if it exists.)
-V, --version          Display pytest version and information about
                        plugins. When given twice, also display information
                        about plugins.
-h, --help             Show help message and configuration info
-p name               Early-load given plugin module name or entry point
                        (multi-allowed). To avoid loading of plugins, use
                        the `no:` prefix, e.g. `no:doctest`.
--trace-config         Trace considerations of conftest.py files
--debug=[DEBUG_FILE_NAME]
                        Store internal tracing debug information in this log
                        file. This file is opened with 'w' and truncated as
                        a result, care advised. Default: pytestdebug.log.
-o OVERRIDE_INI, --override-ini=OVERRIDE_INI
                        Override ini option with "option=value" style, e.g.
                        `-o xfail_strict=True -o cache_dir=cache`.
--assert=MODE          Control assertion debugging tools.
                        'plain' performs no assertion debugging.
                        'rewrite' (the default) rewrites assert statements
                        in test modules on import to provide assert
                        expression information.
--setup-only           Only setup fixtures, do not execute tests
--setup-show           Show setup of fixtures while executing tests
--setup-plan           Show what fixtures and tests would be executed but
                        don't execute anything

logging:
--log-level=LEVEL      Level of messages to catch/display. Not set by
                        default, so it depends on the root/parent log
                        handler's effective level, where it is "WARNING" by
                        default.
--log-format=LOG_FORMAT
                        Log format used by the logging module
--log-date-format=LOG_DATE_FORMAT
                        Log date format used by the logging module
--log-cli-level=LOG_CLI_LEVEL
                        CLI logging level
--log-cli-format=LOG_CLI_FORMAT
```

(continues on next page)

(continued from previous page)

```

        Log format used by the logging module
--log-cli-date-format=LOG_CLI_DATE_FORMAT
        Log date format used by the logging module
--log-file=LOG_FILE    Path to a file when logging will be written to
--log-file-level=LOG_FILE_LEVEL
        Log file logging level
--log-file-format=LOG_FILE_FORMAT
        Log format used by the logging module
--log-file-date-format=LOG_FILE_DATE_FORMAT
        Log date format used by the logging module
--log-auto-indent=LOG_AUTO_INDENT
        Auto-indent multiline messages passed to the logging
        module. Accepts true|on, false|off or an integer.
--log-disable=LOGGER_DISABLE
        Disable a logger by name. Can be passed multiple
        times.

[pytest] ini-options in the first pytest.ini|tox.ini|setup.cfg|pyproject.toml file.
→found:

markers (linelist):  Markers for test functions
empty_parameter_set_mark (string):
        Default marker for empty parametersets
norecursedirs (args): Directory patterns to avoid for recursion
testpaths (args):    Directories to search for tests when no files or
        directories are given on the command line
filterwarnings (linelist):
        Each line specifies a pattern for
        warnings.filterwarnings. Processed after
        -W/--pythonwarnings.
usefixtures (args):  List of default fixtures to be used with this
        project
python_files (args): Glob-style file patterns for Python test module
        discovery
python_classes (args):
        Prefixes or glob names for Python test class
        discovery
python_functions (args):
        Prefixes or glob names for Python test function and
        method discovery
disable_test_id_escaping_and_forfeit_all_rights_to_community_support (bool):
        Disable string escape non-ASCII characters, might
        cause unwanted side effects(use at your own risk)
console_output_style (string):
        Console output: "classic", or with additional
        progress information ("progress" (percentage) |
        "count" | "progress-even-when-capture-no" (forces
        progress even when capture=no)
xfail_strict (bool): Default for the strict parameter of xfail markers
        when not given explicitly (default: False)
tmp_path_retention_count (string):
        How many sessions should we keep the `tmp_path`
        directories, according to
        `tmp_path_retention_policy`.
tmp_path_retention_policy (string):
        Controls which directories created by the `tmp_path`
        fixture are kept around, based on test outcome.

```

(continues on next page)

(continued from previous page)

	(all/failed/none)
enable_assertion_pass_hook (bool):	Enables the <code>pytest_assertion_pass</code> hook. Make sure to delete any previously generated pyc cache files.
verbosity_assertions (string):	Specify a verbosity level for assertions, overriding the main level. Higher levels will provide more detailed explanation when an assertion fails.
junit_suite_name (string):	Test suite name for JUnit report
junit_logging (string):	Write captured log messages to JUnit report: one of <code>no log system-out system-err out-err all</code>
junit_log_passing_tests (bool):	Capture log information for passing tests to JUnit report:
junit_duration_report (string):	Duration time to report: one of <code>total call</code>
junit_family (string):	Emit XML for schema: one of <code>legacy xunit1 xunit2</code>
doctest_optionflags (args):	Option flags for doctests
doctest_encoding (string):	Encoding used for doctest files
cache_dir (string):	Cache directory path
log_level (string):	Default value for <code>--log-level</code>
log_format (string):	Default value for <code>--log-format</code>
log_date_format (string):	Default value for <code>--log-date-format</code>
log_cli (bool):	Enable log display during test run (also known as "live logging")
log_cli_level (string):	Default value for <code>--log-cli-level</code>
log_cli_format (string):	Default value for <code>--log-cli-format</code>
log_cli_date_format (string):	Default value for <code>--log-cli-date-format</code>
log_file (string):	Default value for <code>--log-file</code>
log_file_level (string):	Default value for <code>--log-file-level</code>
log_file_format (string):	Default value for <code>--log-file-format</code>
log_file_date_format (string):	Default value for <code>--log-file-date-format</code>
log_auto_indent (string):	Default value for <code>--log-auto-indent</code>
pythonpath (paths):	Add paths to <code>sys.path</code>
faulthandler_timeout (string):	Dump the traceback of all threads if a test takes more than <code>TIMEOUT</code> seconds to finish
addopts (args):	Extra command line options
minversion (string):	Minimally required pytest version
required_plugins (args):	Plugins that must be present for pytest to run
Environment variables:	
PYTEST_ADDOPTS	Extra command line options

(continues on next page)

(continued from previous page)

```
PYTEST_PLUGINS          Comma-separated plugins to load during startup
PYTEST_DISABLE_PLUGIN_AUTOLOAD Set to disable plugin auto-loading
PYTEST_DEBUG            Set to enable debug tracing of pytest's internals
```

```
to see available markers type: pytest --markers
to see available fixtures type: pytest --fixtures
(shown according to specified file_or_dir or current dir if not specified; fixtures_
↳with leading '_' are only shown with the '-v' option
```

## EXPLANATION

### 4.1 Anatomy of a test

In the simplest terms, a test is meant to look at the result of a particular behavior, and make sure that result aligns with what you would expect. Behavior is not something that can be empirically measured, which is why writing tests can be challenging.

“Behavior” is the way in which some system **acts in response** to a particular situation and/or stimuli. But exactly *how* or *why* something is done is not quite as important as *what* was done.

You can think of a test as being broken down into four steps:

1. **Arrange**
2. **Act**
3. **Assert**
4. **Cleanup**

**Arrange** is where we prepare everything for our test. This means pretty much everything except for the “**act**”. It’s lining up the dominoes so that the **act** can do its thing in one, state-changing step. This can mean preparing objects, starting/killing services, entering records into a database, or even things like defining a URL to query, generating some credentials for a user that doesn’t exist yet, or just waiting for some process to finish.

**Act** is the singular, state-changing action that kicks off the **behavior** we want to test. This behavior is what carries out the changing of the state of the system under test (SUT), and it’s the resulting changed state that we can look at to make a judgement about the behavior. This typically takes the form of a function/method call.

**Assert** is where we look at that resulting state and check if it looks how we’d expect after the dust has settled. It’s where we gather evidence to say the behavior does or does not align with what we expect. The `assert` in our test is where we take that measurement/observation and apply our judgement to it. If something should be green, we’d say `assert thing == "green"`.

**Cleanup** is where the test picks up after itself, so other tests aren’t being accidentally influenced by it.

At its core, the test is ultimately the **act** and **assert** steps, with the **arrange** step only providing the context. **Behavior** exists between **act** and **assert**.

## 4.2 About fixtures

See also:

*How to use fixtures*

See also:

*Fixtures reference*

pytest fixtures are designed to be explicit, modular and scalable.

### 4.2.1 What fixtures are

In testing, a [fixture](#) provides a defined, reliable and consistent context for the tests. This could include environment (for example a database configured with known parameters) or content (such as a dataset).

Fixtures define the steps and data that constitute the *arrange* phase of a test (see *Anatomy of a test*). In pytest, they are functions you define that serve this purpose. They can also be used to define a test's *act* phase; this is a powerful technique for designing more complex tests.

The services, state, or other operating environments set up by fixtures are accessed by test functions through arguments. For each fixture used by a test function there is typically a parameter (named after the fixture) in the test function's definition.

We can tell pytest that a particular function is a fixture by decorating it with `@pytest.fixture`. Here's a simple example of what a fixture in pytest might look like:

```
import pytest

class Fruit:
    def __init__(self, name):
        self.name = name

    def __eq__(self, other):
        return self.name == other.name

@pytest.fixture
def my_fruit():
    return Fruit("apple")

@pytest.fixture
def fruit_basket(my_fruit):
    return [Fruit("banana"), my_fruit]

def test_my_fruit_in_basket(my_fruit, fruit_basket):
    assert my_fruit in fruit_basket
```

Tests don't have to be limited to a single fixture, either. They can depend on as many fixtures as you want, and fixtures can use other fixtures, as well. This is where pytest's fixture system really shines.



## 4.2.2 Improvements over xUnit-style setup/teardown functions

pytest fixtures offer dramatic improvements over the classic xUnit style of setup/teardown functions:

- fixtures have explicit names and are activated by declaring their use from test functions, modules, classes or whole projects.
- fixtures are implemented in a modular manner, as each fixture name triggers a *fixture function* which can itself use other fixtures.
- fixture management scales from simple unit to complex functional testing, allowing to parametrize fixtures and tests according to configuration and component options, or to re-use fixtures across function, class, module or whole test session scopes.
- teardown logic can be easily, and safely managed, no matter how many fixtures are used, without the need to carefully handle errors by hand or micromanage the order that cleanup steps are added.

In addition, pytest continues to support *How to implement xunit-style set-up*. You can mix both styles, moving incrementally from classic to new style, as you prefer. You can also start out from existing *unittest*, *TestCase* style or *nose based* projects.

## 4.2.3 Fixture errors

pytest does its best to put all the fixtures for a given test in a linear order so that it can see which fixture happens first, second, third, and so on. If an earlier fixture has a problem, though, and raises an exception, pytest will stop executing fixtures for that test and mark the test as having an error.

When a test is marked as having an error, it doesn't mean the test failed, though. It just means the test couldn't even be attempted because one of the things it depends on had a problem.

This is one reason why it's a good idea to cut out as many unnecessary dependencies as possible for a given test. That way a problem in something unrelated isn't causing us to have an incomplete picture of what may or may not have issues.

Here's a quick example to help explain:

```
import pytest

@pytest.fixture
def order():
    return []

@pytest.fixture
def append_first(order):
    order.append(1)

@pytest.fixture
def append_second(order, append_first):
    order.extend([2])

@pytest.fixture(autouse=True)
def append_third(order, append_second):
    order += [3]

def test_order(order):
    assert order == [1, 2, 3]
```

If, for whatever reason, `order.append(1)` had a bug and it raises an exception, we wouldn't be able to know if `order.extend([2])` or `order += [3]` would also have problems. After `append_first` throws an exception, pytest won't run any more fixtures for `test_order`, and it won't even try to run `test_order` itself. The only things that would've run would be `order` and `append_first`.

#### 4.2.4 Sharing test data

If you want to make test data from files available to your tests, a good way to do this is by loading these data in a fixture for use by your tests. This makes use of the automatic caching mechanisms of pytest.

Another good approach is by adding the data files in the `tests` folder. There are also community plugins available to help to manage this aspect of testing, e.g. [pytest-datadir](#) and [pytest-datafiles](#).

#### 4.2.5 A note about fixture cleanup

pytest does not do any special processing for `SIGTERM` and `SIGQUIT` signals (`SIGINT` is handled naturally by the Python runtime via `KeyboardInterrupt`), so fixtures that manage external resources which are important to be cleared when the Python process is terminated (by those signals) might leak resources.

The reason pytest does not handle those signals to perform fixture cleanup is that signal handlers are global, and changing them might interfere with the code under execution.

If fixtures in your suite need special care regarding termination in those scenarios, see [this comment](#) in the issue tracker for a possible workaround.

### 4.3 Good Integration Practices

#### 4.3.1 Install package with pip

For development, we recommend you use `venv` for virtual environments and `pip` for installing your application and any dependencies, as well as the `pytest` package itself. This ensures your code and dependencies are isolated from your system Python installation.

Create a `pyproject.toml` file in the root of your repository as described in [Packaging Python Projects](#). The first few lines should look like this:

```
[build-system]
requires = ["hatchling"]
build-backend = "hatchling.build"

[project]
name = "PACKAGENAME"
version = "PACKAGEVERSION"
```

where `PACKAGENAME` and `PACKAGEVERSION` are the name and version of your package respectively.

You can then install your package in “editable” mode by running from the same directory:

```
pip install -e .
```

which lets you change your source code (both tests and application) and rerun tests at will.

### 4.3.2 Conventions for Python test discovery

pytest implements the following standard test discovery:

- If no arguments are specified then collection starts from *testpaths* (if configured) or the current directory. Alternatively, command line arguments can be used in any combination of directories, file names or node ids.
- Recurse into directories, unless they match *norecursedirs*.
- In those directories, search for `test_*.py` or `*_test.py` files, imported by their *test package name*.
- From those files, collect test items:
  - test prefixed test functions or methods outside of class.
  - test prefixed test functions or methods inside Test prefixed test classes (without an `__init__` method). Methods decorated with `@staticmethod` and `@classmethod` are also considered.

For examples of how to customize your test discovery *Changing standard (Python) test discovery*.

Within Python modules, pytest also discovers tests using the standard *unittest.TestCase* subclassing technique.

### 4.3.3 Choosing a test layout / import rules

pytest supports two common test layouts:

#### Tests outside application code

Putting tests into an extra directory outside your actual application code might be useful if you have many functional tests or for other reasons want to keep tests separate from actual application code (often a good idea):

```
pyproject.toml
src/
  mypkg/
    __init__.py
    app.py
    view.py
tests/
  test_app.py
  test_view.py
  ...
```

This has the following benefits:

- Your tests can run against an installed version after executing `pip install ..`
- Your tests can run against the local copy with an editable install after executing `pip install --editable ..`

For new projects, we recommend to use `importlib` *import mode* (see *which-import-mode* for a detailed explanation). To this end, add the following to your `pyproject.toml`:

```
[tool.pytest.ini_options]
addopts = [
    "--import-mode=importlib",
]
```

Generally, but especially if you use the default import mode `prepend`, it is **strongly** suggested to use a `src` layout. Here, your application root package resides in a sub-directory of your root, i.e. `src/mypkg/` instead of `mypkg`.

This layout prevents a lot of common pitfalls and has many benefits, which are better explained in this excellent [blog post](#) by Ionel Cristian Mărieș.

---

**Note:** If you do not use an editable install and use the `src` layout as above you need to extend the Python's search path for module files to execute the tests against the local copy directly. You can do it in an ad-hoc manner by setting the `PYTHONPATH` environment variable:

```
PYTHONPATH=src pytest
```

or in a permanent manner by using the `pythonpath` configuration variable and adding the following to your `pyproject.toml`:

```
[tool.pytest.ini_options]
pythonpath = "src"
```

---

**Note:** If you do not use an editable install and not use the `src` layout (`mypkg` directly in the root directory) you can rely on the fact that Python by default puts the current directory in `sys.path` to import your package and run `python -m pytest` to execute the tests against the local copy directly.

See *Invoking pytest versus python -m pytest* for more information about the difference between calling `pytest` and `python -m pytest`.

---

## Tests as part of application code

Inlining test directories into your application package is useful if you have direct relation between tests and application modules and want to distribute them along with your application:

```
pyproject.toml
[src/]mypkg/
  __init__.py
  app.py
  view.py
  tests/
    __init__.py
    test_app.py
    test_view.py
    ...
```

In this scheme, it is easy to run your tests using the `--pyargs` option:

```
pytest --pyargs mypkg
```

`pytest` will discover where `mypkg` is installed and collect tests from there.

Note that this layout also works in conjunction with the `src` layout mentioned in the previous section.

---

**Note:** You can use namespace packages (PEP420) for your application but `pytest` will still perform *test package name* discovery based on the presence of `__init__.py` files. If you use one of the two recommended file system layouts

above but leave away the `__init__.py` files from your directories, it should just work. From “inlined tests”, however, you will need to use absolute imports for getting at your application code.

**Note:** In `prepend` and `append` import-modes, if pytest finds a `"a/b/test_module.py"` test file while recursing into the filesystem it determines the import name as follows:

- determine `basedir`: this is the first “upward” (towards the root) directory not containing an `__init__.py`. If e.g. both `a` and `b` contain an `__init__.py` file then the parent directory of `a` will become the `basedir`.
- perform `sys.path.insert(0, basedir)` to make the test module importable under the fully qualified import name.
- import `a.b.test_module` where the path is determined by converting path separators `/` into `.”` characters. This means you must follow the convention of having directory and file names map directly to the import names.

The reason for this somewhat evolved importing technique is that in larger projects multiple test modules might import from each other and thus deriving a canonical import name helps to avoid surprises such as a test module getting imported twice.

With `--import-mode=importlib` things are less convoluted because pytest doesn’t need to change `sys.path` or `sys.modules`, making things much less surprising.

## Choosing an import mode

For historical reasons, pytest defaults to the `prepend` *import mode* instead of the `importlib` import mode we recommend for new projects. The reason lies in the way the `prepend` mode works:

Since there are no packages to derive a full package name from, pytest will import your test files as *top-level* modules. The test files in the first example (*src layout*) would be imported as `test_app` and `test_view` top-level modules by adding `tests/` to `sys.path`.

This results in a drawback compared to the import mode `importlib`: your test files must have **unique names**.

If you need to have test modules with the same name, as a workaround you might add `__init__.py` files to your `tests` folder and subfolders, changing them to packages:

```
pyproject.toml
mypkg/
...
tests/
  __init__.py
  foo/
    __init__.py
    test_view.py
  bar/
    __init__.py
    test_view.py
```

Now pytest will load the modules as `tests.foo.test_view` and `tests.bar.test_view`, allowing you to have modules with the same name. But now this introduces a subtle problem: in order to load the test modules from the `tests` directory, pytest prepends the root of the repository to `sys.path`, which adds the side-effect that now `mypkg` is also importable.

This is problematic if you are using a tool like *tox* to test your package in a virtual environment, because you want to test the *installed* version of your package, not the local code from the repository.

The `importlib` import mode does not have any of the drawbacks above, because `sys.path` is not changed when importing test modules.

### 4.3.4 tox

Once you are done with your work and want to make sure that your actual package passes all tests you may want to look into [tox](#), the virtualenv test automation tool. `tox` helps you to setup virtualenv environments with pre-defined dependencies and then executing a pre-configured test command with options. It will run tests against the installed package and not against your source code checkout, helping to detect packaging glitches.

### 4.3.5 Do not run via setuptools

Integration with setuptools is **not recommended**, i.e. you should not be using `python setup.py test` or `pytest-runner`, and may stop working in the future.

This is deprecated since it depends on deprecated features of setuptools and relies on features that break security mechanisms in pip. For example ‘`setup_requires`’ and ‘`tests_require`’ bypass `pip --require-hashes`. For more information and migration instructions, see the [pytest-runner notice](#). See also [pypa/setuptools#1684](#).

setuptools intends to [remove the test command](#).

### 4.3.6 Checking with flake8-pytest-style

In order to ensure that pytest is being used correctly in your project, it can be helpful to use the [flake8-pytest-style](#) flake8 plugin.

flake8-pytest-style checks for common mistakes and coding style violations in pytest code, such as incorrect use of fixtures, test function names, and markers. By using this plugin, you can catch these errors early in the development process and ensure that your pytest code is consistent and easy to maintain.

A list of the lints detected by flake8-pytest-style can be found on its [PyPI page](#).

---

**Note:** flake8-pytest-style is not an official pytest project. Some of the rules enforce certain style choices, such as using `@pytest.fixture()` over `@pytest.fixture`, but you can configure the plugin to fit your preferred style.

---

## 4.4 Flaky tests

A “flaky” test is one that exhibits intermittent or sporadic failure, that seems to have non-deterministic behaviour. Sometimes it passes, sometimes it fails, and it’s not clear why. This page discusses pytest features that can help and other general strategies for identifying, fixing or mitigating them.

### 4.4.1 Why flaky tests are a problem

Flaky tests are particularly troublesome when a continuous integration (CI) server is being used, so that all tests must pass before a new code change can be merged. If the test result is not a reliable signal – that a test failure means the code change broke the test – developers can become mistrustful of the test results, which can lead to overlooking genuine failures. It is also a source of wasted time as developers must re-run test suites and investigate spurious failures.

### 4.4.2 Potential root causes

#### System state

Broadly speaking, a flaky test indicates that the test relies on some system state that is not being appropriately controlled - the test environment is not sufficiently isolated. Higher level tests are more likely to be flaky as they rely on more state.

Flaky tests sometimes appear when a test suite is run in parallel (such as use of `pytest-xdist`). This can indicate a test is reliant on test ordering.

- Perhaps a different test is failing to clean up after itself and leaving behind data which causes the flaky test to fail.
- The flaky test is reliant on data from a previous test that doesn't clean up after itself, and in parallel runs that previous test is not always present
- Tests that modify global state typically cannot be run in parallel.

#### Overly strict assertion

Overly strict assertions can cause problems with floating point comparison as well as timing issues. `pytest.approx()` is useful here.

### 4.4.3 Pytest features

#### Xfail strict

`pytest.mark.xfail` with `strict=False` can be used to mark a test so that its failure does not cause the whole build to break. This could be considered like a manual quarantine, and is rather dangerous to use permanently.

#### PYTEST\_CURRENT\_TEST

`PYTEST_CURRENT_TEST` may be useful for figuring out “which test got stuck”. See `PYTEST_CURRENT_TEST` *environment variable* for more details.

#### Plugins

Rerunning any failed tests can mitigate the negative effects of flaky tests by giving them additional chances to pass, so that the overall build does not fail. Several pytest plugins support this:

- `flaky`
- `pytest-flakefinder` - [blog post](#)
- `pytest-rerunfailures`
- `pytest-replay`: This plugin helps to reproduce locally crashes or flaky tests observed during CI runs.

Plugins to deliberately randomize tests can help expose tests with state problems:

- [pytest-random-order](#)
- [pytest-randomly](#)

## 4.4.4 Other general strategies

### Split up test suites

It can be common to split a single test suite into two, such as unit vs integration, and only use the unit test suite as a CI gate. This also helps keep build times manageable as high level tests tend to be slower. However, it means it does become possible for code that breaks the build to be merged, so extra vigilance is needed for monitoring the integration test results.

### Video/screenshot on failure

For UI tests these are important for understanding what the state of the UI was when the test failed. [pytest-splinter](#) can be used with plugins like [pytest-bdd](#) and can [save a screenshot on test failure](#), which can help to isolate the cause.

### Delete or rewrite the test

If the functionality is covered by other tests, perhaps the test can be removed. If not, perhaps it can be rewritten at a lower level which will remove the flakiness or make its source more apparent.

### Quarantine

Mark Lapierre discusses the [Pros and Cons of Quarantined Tests](#) in a post from 2018.

### CI tools that rerun on failure

Azure Pipelines (the Azure cloud CI/CD tool, formerly Visual Studio Team Services or VSTS) has a feature to [identify flaky tests](#) and rerun failed tests.

## 4.4.5 Research

This is a limited list, please submit an issue or pull request to expand it!

- Gao, Zebao, Yalan Liang, Myra B. Cohen, Atif M. Memon, and Zhen Wang. “Making system user interactive tests repeatable: When and what should we control?.” In *Software Engineering (ICSE), 2015 IEEE/ACM 37th IEEE International Conference on*, vol. 1, pp. 55-65. IEEE, 2015. [PDF](#)
- Palomba, Fabio, and Andy Zaidman. “Does refactoring of test smells induce fixing flaky tests?.” In *Software Maintenance and Evolution (ICSME), 2017 IEEE International Conference on*, pp. 1-12. IEEE, 2017. [PDF in Google Drive](#)
- Bell, Jonathan, Owolabi Legunsen, Michael Hilton, Lamyaa Eloussi, Tiffany Yung, and Darko Marinov. “DeFlaker: Automatically detecting flaky tests.” In *Proceedings of the 2018 International Conference on Software Engineering*. 2018. [PDF](#)



## 4.4.6 Resources

- [Eradicating Non-Determinism in Tests](#) by Martin Fowler, 2011
- [No more flaky tests on the Go team](#) by Pavan Sudarshan, 2012
- [The Build That Cried Broken: Building Trust in your Continuous Integration Tests](#) talk (video) by Angie Jones at SeleniumConf Austin 2017
- [Test and Code Podcast: Flaky Tests and How to Deal with Them](#) by Brian Okken and Anthony Shaw, 2018
- Microsoft:
  - [How we approach testing VSTS to enable continuous delivery](#) by Brian Harry MS, 2017
  - [Eliminating Flaky Tests](#) blog and talk (video) by Munil Shah, 2017
- Google:
  - [Flaky Tests at Google and How We Mitigate Them](#) by John Micco, 2016
  - [Where do Google’s flaky tests come from?](#) by Jeff Listfield, 2017

## 4.5 pytest import mechanisms and `sys.path`/`PYTHONPATH`

### 4.5.1 Import modes

pytest as a testing framework needs to import test modules and `conftest.py` files for execution.

Importing files in Python (at least until recently) is a non-trivial processes, often requiring changing `sys.path`. Some aspects of the import process can be controlled through the `--import-mode` command-line flag, which can assume these values:

- `prepend` (default): the directory path containing each module will be inserted into the *beginning* of `sys.path` if not already there, and then imported with the `importlib.import_module` function.

This requires test module names to be unique when the test directory tree is not arranged in packages, because the modules will put in `sys.modules` after importing.

This is the classic mechanism, dating back from the time Python 2 was still supported.

- `append`: the directory containing each module is appended to the end of `sys.path` if not already there, and imported with `importlib.import_module`.

This better allows to run test modules against installed versions of a package even if the package under test has the same import root. For example:

```
testing/___init___py
testing/test_pkg_under_test.py
pkg_under_test/
```

the tests will run against the installed version of `pkg_under_test` when `--import-mode=append` is used whereas with `prepend` they would pick up the local version. This kind of confusion is why we advocate for using *src* layouts.

Same as `prepend`, requires test module names to be unique when the test directory tree is not arranged in packages, because the modules will put in `sys.modules` after importing.

- `importlib`: new in pytest-6.0, this mode uses more fine control mechanisms provided by `importlib` to import test modules. This gives full control over the import process, and doesn’t require changing `sys.path`.

For this reason this doesn't require test module names to be unique.

One drawback however is that test modules are non-importable by each other. Also, utility modules in the tests directories are not automatically importable because the tests directory is no longer added to `sys.path`.

Initially we intended to make `importlib` the default in future releases, however it is clear now that it has its own set of drawbacks so the default will remain `prepend` for the foreseeable future.

**See also:**

The `pythonpath` configuration variable.

## 4.5.2 prepend and append import modes scenarios

Here's a list of scenarios when using `prepend` or `append` import modes where pytest needs to change `sys.path` in order to import test modules or `conftest.py` files, and the issues users might encounter because of that.

### Test modules / `conftest.py` files inside packages

Consider this file and directory layout:

```
root/
|- foo/
    |- __init__.py
    |- conftest.py
    |- bar/
        |- __init__.py
        |- tests/
            |- __init__.py
            |- test_foo.py
```

When executing:

```
pytest root/
```

pytest will find `foo/bar/tests/test_foo.py` and realize it is part of a package given that there's an `__init__.py` file in the same folder. It will then search upwards until it can find the last folder which still contains an `__init__.py` file in order to find the package `root` (in this case `foo/`). To load the module, it will insert `root/` to the front of `sys.path` (if not there already) in order to load `test_foo.py` as the *module* `foo.bar.tests.test_foo`.

The same logic applies to the `conftest.py` file: it will be imported as `foo.conftest` module.

Preserving the full package name is important when tests live in a package to avoid problems and allow test modules to have duplicated names. This is also discussed in details in *Conventions for Python test discovery*.

### Standalone test modules / `conftest.py` files

Consider this file and directory layout:

```
root/
|- foo/
    |- conftest.py
    |- bar/
        |- tests/
            |- test_foo.py
```

When executing:

```
pytest root/
```

pytest will find `foo/bar/tests/test_foo.py` and realize it is NOT part of a package given that there's no `__init__.py` file in the same folder. It will then add `root/foo/bar/tests` to `sys.path` in order to import `test_foo.py` as the *module* `test_foo`. The same is done with the `conftest.py` file by adding `root/foo` to `sys.path` to import it as `conftest`.

For this reason this layout cannot have test modules with the same name, as they all will be imported in the global import namespace.

This is also discussed in details in *Conventions for Python test discovery*.

### 4.5.3 Invoking pytest versus python -m pytest

Running pytest with `pytest [...]` instead of `python -m pytest [...]` yields nearly equivalent behaviour, except that the latter will add the current directory to `sys.path`, which is standard python behavior.

See also *Calling pytest through python -m pytest*.



## FURTHER TOPICS

### 5.1 Examples and customization tricks

Here is a (growing) list of examples. [Contact](#) us if you need more examples or have questions. Also take a look at the *comprehensive documentation* which contains many example snippets as well. Also, [pytest on stackoverflow.com](#) often comes with example answers.

For basic examples, see

- [Get Started](#) for basic introductory examples
- [How to write and report assertions in tests](#) for basic assertion examples
- [Fixtures](#) for basic fixture/setup examples
- [How to parametrize fixtures and test functions](#) for basic test function parametrization
- [How to use unittest-based tests with pytest](#) for basic unittest integration
- [How to run tests written for nose](#) for basic nosetests integration

The following examples aim at various use cases you might encounter.

#### 5.1.1 Demo of Python failure reports with pytest

Here is a nice run of several failures and how pytest presents things:

```
assertion $ pytest failure_demo.py
===== test session starts =====
platform linux -- Python 3.x.y, pytest-8.x.y, pluggy-1.x.y
rootdir: /home/sweet/project/assertion
collected 44 items

failure_demo.py FFFFFFFFFFFFFFFFFFFFFFFFFFFFFFFFFFFFFFFFFF [100%]

===== FAILURES =====
_____ test_generative[3-6] _____

param1 = 3, param2 = 6

    @pytest.mark.parametrize("param1, param2", [(3, 6)])
    def test_generative(param1, param2):
>         assert param1 * 2 < param2
E         assert (3 * 2) < 6
```

(continues on next page)

(continued from previous page)

```
failure_demo.py:19: AssertionError
_____ TestFailing.test_simple _____

self = <failure_demo.TestFailing object at 0xdeadbeef0001>

    def test_simple(self):
        def f():
            return 42

        def g():
            return 43

>         assert f() == g()
E         assert 42 == 43
E         + where 42 = <function TestFailing.test_simple.<locals>.f at 0xdeadbeef0002>
↪      ()
E         + and   43 = <function TestFailing.test_simple.<locals>.g at 0xdeadbeef0003>
↪      ()

failure_demo.py:30: AssertionError
_____ TestFailing.test_simple_multiline _____

self = <failure_demo.TestFailing object at 0xdeadbeef0004>

    def test_simple_multiline(self):
>         otherfunc_multi(42, 6 * 9)

failure_demo.py:33:
-----

a = 42, b = 54

    def otherfunc_multi(a, b):
>         assert a == b
E         assert 42 == 54

failure_demo.py:14: AssertionError
_____ TestFailing.test_not _____

self = <failure_demo.TestFailing object at 0xdeadbeef0005>

    def test_not(self):
        def f():
            return 42

>         assert not f()
E         assert not 42
E         + where 42 = <function TestFailing.test_not.<locals>.f at 0xdeadbeef0006>()

failure_demo.py:39: AssertionError
_____ TestSpecialisedExplanations.test_eq_text _____

self = <failure_demo.TestSpecialisedExplanations object at 0xdeadbeef0007>

    def test_eq_text(self):
>         assert "spam" == "eggs"
E         AssertionError: assert 'spam' == 'eggs'
```

(continues on next page)

(continued from previous page)

```

E
E      - eggs
E      + spam

failure_demo.py:44: AssertionError
_____ TestSpecialisedExplanations.test_eq_similar_text _____

self = <failure_demo.TestSpecialisedExplanations object at 0xdeadbeef0008>

    def test_eq_similar_text(self):
>     assert "foo 1 bar" == "foo 2 bar"
E       AssertionError: assert 'foo 1 bar' == 'foo 2 bar'
E
E      - foo 2 bar
E      ?      ^
E      + foo 1 bar
E      ?      ^

failure_demo.py:47: AssertionError
_____ TestSpecialisedExplanations.test_eq_multiline_text _____

self = <failure_demo.TestSpecialisedExplanations object at 0xdeadbeef0009>

    def test_eq_multiline_text(self):
>     assert "foo\nspam\nbar" == "foo\neggs\nbar"
E       AssertionError: assert 'foo\nspam\nbar' == 'foo\neggs\nbar'
E
E      foo
E      - eggs
E      + spam
E      bar

failure_demo.py:50: AssertionError
_____ TestSpecialisedExplanations.test_eq_long_text _____

self = <failure_demo.TestSpecialisedExplanations object at 0xdeadbeef000a>

    def test_eq_long_text(self):
        a = "1" * 100 + "a" + "2" * 100
        b = "1" * 100 + "b" + "2" * 100
>     assert a == b
E       AssertionError: assert '111111111111...222222222222' == '111111111111...
↪222222222222'
E
E      Skipping 90 identical leading characters in diff, use -v to show
E      Skipping 91 identical trailing characters in diff, use -v to show
E      - 1111111111b22222222
E      ?             ^
E      + 1111111111a22222222
E      ?             ^

failure_demo.py:55: AssertionError
_____ TestSpecialisedExplanations.test_eq_long_text_multiline _____

self = <failure_demo.TestSpecialisedExplanations object at 0xdeadbeef000b>

    def test_eq_long_text_multiline(self):

```

(continues on next page)

(continued from previous page)

```

    a = "1\n" * 100 + "a" + "2\n" * 100
    b = "1\n" * 100 + "b" + "2\n" * 100
>     assert a == b
E       AssertionError: assert '1\n1\n1\n1\n...n2\n2\n2\n2\n' == '1\n1\n1\n1\n...n2\n2\n2\n2\n'
E
E       Skipping 190 identical leading characters in diff, use -v to show
E       Skipping 191 identical trailing characters in diff, use -v to show
E       1
E       1
E       1
E       1...
E
E       ...Full output truncated (7 lines hidden), use '-vv' to show

failure_demo.py:60: AssertionError
_____ TestSpecialisedExplanations.test_eq_list _____

self = <failure_demo.TestSpecialisedExplanations object at 0xdeadbeef000c>

    def test_eq_list(self):
>     assert [0, 1, 2] == [0, 1, 3]
E       assert [0, 1, 2] == [0, 1, 3]
E
E       At index 2 diff: 2 != 3
E       Use -v to get more diff

failure_demo.py:63: AssertionError
_____ TestSpecialisedExplanations.test_eq_list_long _____

self = <failure_demo.TestSpecialisedExplanations object at 0xdeadbeef000d>

    def test_eq_list_long(self):
        a = [0] * 100 + [1] + [3] * 100
        b = [0] * 100 + [2] + [3] * 100
>     assert a == b
E       assert [0, 0, 0, 0, 0, 0, ...] == [0, 0, 0, 0, 0, 0, ...]
E
E       At index 100 diff: 1 != 2
E       Use -v to get more diff

failure_demo.py:68: AssertionError
_____ TestSpecialisedExplanations.test_eq_dict _____

self = <failure_demo.TestSpecialisedExplanations object at 0xdeadbeef000e>

    def test_eq_dict(self):
>     assert {"a": 0, "b": 1, "c": 0} == {"a": 0, "b": 2, "d": 0}
E       AssertionError: assert {'a': 0, 'b': 1, 'c': 0} == {'a': 0, 'b': 2, 'd': 0}
E
E       Omitting 1 identical items, use -vv to show
E       Differing items:
E       {'b': 1} != {'b': 2}
E       Left contains 1 more item:
E       {'c': 0}
E       Right contains 1 more item:
E       {'d': 0}

```

(continues on next page)



(continued from previous page)

```
E          Use -v to get more diff

failure_demo.py:71: AssertionError
_____ TestSpecialisedExplanations.test_eq_set _____

self = <failure_demo.TestSpecialisedExplanations object at 0xdeadbeef000f>

    def test_eq_set(self):
>     assert {0, 10, 11, 12} == {0, 20, 21}
E       assert {0, 10, 11, 12} == {0, 20, 21}
E
E       Extra items in the left set:
E       10
E       11
E       12
E       Extra items in the right set:
E       20
E       21
E       Use -v to get more diff

failure_demo.py:74: AssertionError
_____ TestSpecialisedExplanations.test_eq_longer_list _____

self = <failure_demo.TestSpecialisedExplanations object at 0xdeadbeef0010>

    def test_eq_longer_list(self):
>     assert [1, 2] == [1, 2, 3]
E       assert [1, 2] == [1, 2, 3]
E
E       Right contains one more item: 3
E       Use -v to get more diff

failure_demo.py:77: AssertionError
_____ TestSpecialisedExplanations.test_in_list _____

self = <failure_demo.TestSpecialisedExplanations object at 0xdeadbeef0011>

    def test_in_list(self):
>     assert 1 in [0, 2, 3, 4, 5]
E       assert 1 in [0, 2, 3, 4, 5]

failure_demo.py:80: AssertionError
_____ TestSpecialisedExplanations.test_not_in_text_multiline _____

self = <failure_demo.TestSpecialisedExplanations object at 0xdeadbeef0012>

    def test_not_in_text_multiline(self):
        text = "some multiline\ntext\nwhich\nincludes foo\nand a\ntail"
>     assert "foo" not in text
E       AssertionError: assert 'foo' not in 'some multil...nand a\ntail'
E
E       'foo' is contained here:
E       some multiline
E       text
E       which
E       includes foo
E       ?          +++
```

(continues on next page)

(continued from previous page)

```

E         and a
E         tail

failure_demo.py:84: AssertionError
_____ TestSpecialisedExplanations.test_not_in_text_single _____

self = <failure_demo.TestSpecialisedExplanations object at 0xdeadbeef0013>

    def test_not_in_text_single(self):
        text = "single foo line"
>       assert "foo" not in text
E       AssertionError: assert 'foo' not in 'single foo line'
E
E       'foo' is contained here:
E       single foo line
E       ?      +++

failure_demo.py:88: AssertionError
_____ TestSpecialisedExplanations.test_not_in_text_single_long _____

self = <failure_demo.TestSpecialisedExplanations object at 0xdeadbeef0014>

    def test_not_in_text_single_long(self):
        text = "head " * 50 + "foo " + "tail " * 20
>       assert "foo" not in text
E       AssertionError: assert 'foo' not in 'head head h...l tail tail '
E
E       'foo' is contained here:
E       head head foo tail tail tail tail tail tail tail tail tail tail tail
↪tail tail tail tail tail tail tail tail
E       ?      +++

failure_demo.py:92: AssertionError
_____ TestSpecialisedExplanations.test_not_in_text_single_long_term _____

self = <failure_demo.TestSpecialisedExplanations object at 0xdeadbeef0015>

    def test_not_in_text_single_long_term(self):
        text = "head " * 50 + "f" * 70 + "tail " * 20
>       assert "f" * 70 not in text
E       AssertionError: assert 'ffffffffffff...ffffffffffff' not in 'head head h...l
↪tail tail '
E
E       'ffffffffffffffffffff...ffffffffffffffffffff' is contained here:
E       head head
↪fffffffffffffffffffffffffffffffffffffffffffffffffffffffffffffffffffftail tail
↪tail tail tail tail tail tail tail tail tail tail tail tail tail tail
↪tail tail
E       ?      _
↪+++++

failure_demo.py:96: AssertionError
_____ TestSpecialisedExplanations.test_eq_dataclass _____

self = <failure_demo.TestSpecialisedExplanations object at 0xdeadbeef0016>

    def test_eq_dataclass(self):

```

(continues on next page)

(continued from previous page)

```

from dataclasses import dataclass

@dataclass
class Foo:
    a: int
    b: str

left = Foo(1, "b")
right = Foo(1, "c")
> assert left == right
E   AssertionError: assert TestSpecialis...oo(a=1, b='b') == TestSpecialis...
E   ↳oo(a=1, b='c')
E
E       Omitting 1 identical items, use -vv to show
E       Differing attributes:
E       ['b']
E
E       Drill down into differing attribute b:
E       b: 'b' != 'c'
E       - c
E       + b

failure_demo.py:108: AssertionError
_____ TestSpecialisedExplanations.test_eq_attrs _____

self = <failure_demo.TestSpecialisedExplanations object at 0xdeadbeef0017>

    def test_eq_attrs(self):
        import attr

        @attr.s
        class Foo:
            a = attr.ib()
            b = attr.ib()

            left = Foo(1, "b")
            right = Foo(1, "c")
>         assert left == right
E         AssertionError: assert Foo(a=1, b='b') == Foo(a=1, b='c')
E
E             Omitting 1 identical items, use -vv to show
E             Differing attributes:
E             ['b']
E
E             Drill down into differing attribute b:
E             b: 'b' != 'c'
E             - c
E             + b

failure_demo.py:120: AssertionError
_____ test_attribute _____

    def test_attribute():
        class Foo:
            b = 1

        i = Foo()

```

(continues on next page)

(continued from previous page)

```
>         assert i.b == 2
E         assert 1 == 2
E         + where 1 = <failure_demo.test_attribute.<locals>.Foo object at 0xdeadbeef0018>.b

failure_demo.py:128: AssertionError
_____ test_attribute_instance _____

    def test_attribute_instance():
        class Foo:
            b = 1

>         assert Foo().b == 2
E         AssertionError: assert 1 == 2
E         + where 1 = <failure_demo.test_attribute_instance.<locals>.Foo object at 0xdeadbeef0019>.b
E         + where <failure_demo.test_attribute_instance.<locals>.Foo object at 0xdeadbeef0019> = <class 'failure_demo.test_attribute_instance.<locals>.Foo'>()

failure_demo.py:135: AssertionError
_____ test_attribute_failure _____

    def test_attribute_failure():
        class Foo:
            def _get_b(self):
                raise Exception("Failed to get attrib")

            b = property(_get_b)

        i = Foo()
>         assert i.b == 2

failure_demo.py:146:
-----
self = <failure_demo.test_attribute_failure.<locals>.Foo object at 0xdeadbeef001a>

    def _get_b(self):
>         raise Exception("Failed to get attrib")
E         Exception: Failed to get attrib

failure_demo.py:141: Exception
_____ test_attribute_multiple _____

    def test_attribute_multiple():
        class Foo:
            b = 1

            class Bar:
                b = 2

>         assert Foo().b == Bar().b
E         AssertionError: assert 1 == 2
E         + where 1 = <failure_demo.test_attribute_multiple.<locals>.Foo object at 0xdeadbeef001b>.b
E         + where <failure_demo.test_attribute_multiple.<locals>.Foo object at 0xdeadbeef001b> = <class 'failure_demo.test_attribute_multiple.<locals>.Foo'>()
```

(continues on next page)

(continued from previous page)

```

E      + and 2 = <failure_demo.test_attribute_multiple.<locals>.Bar object at 0xdeadbeef001c>.b
E      + where <failure_demo.test_attribute_multiple.<locals>.Bar object at 0xdeadbeef001c> = <class 'failure_demo.test_attribute_multiple.<locals>.Bar'>()

failure_demo.py:156: AssertionError
_____ TestRaises.test_raises _____

self = <failure_demo.TestRaises object at 0xdeadbeef001d>

    def test_raises(self):
        s = "qwe"
>       raises(TypeError, int, s)
E       ValueError: invalid literal for int() with base 10: 'qwe'

failure_demo.py:166: ValueError
_____ TestRaises.test_raises_doesnt _____

self = <failure_demo.TestRaises object at 0xdeadbeef001e>

    def test_raises_doesnt(self):
>       raises(SError, int, "3")
E       Failed: DID NOT RAISE <class 'SError'>

failure_demo.py:169: Failed
_____ TestRaises.test_raise _____

self = <failure_demo.TestRaises object at 0xdeadbeef001f>

    def test_raise(self):
>       raise ValueError("demo error")
E       ValueError: demo error

failure_demo.py:172: ValueError
_____ TestRaises.test_tupleerror _____

self = <failure_demo.TestRaises object at 0xdeadbeef0020>

    def test_tupleerror(self):
>       a, b = [1] # NOQA
E       ValueError: not enough values to unpack (expected 2, got 1)

failure_demo.py:175: ValueError
_____ TestRaises.test_reinterpret_fails_with_print_for_the_fun_of_it _____

self = <failure_demo.TestRaises object at 0xdeadbeef0021>

    def test_reinterpret_fails_with_print_for_the_fun_of_it(self):
        items = [1, 2, 3]
        print(f"items is {items!r}")
>       a, b = items.pop()
E       TypeError: cannot unpack non-iterable int object

failure_demo.py:180: TypeError
----- Captured stdout call -----
items is [1, 2, 3]
_____ TestRaises.test_some_error _____

```

(continues on next page)

(continued from previous page)

```

self = <failure_demo.TestRaises object at 0xdeadbeef0022>

    def test_some_error(self):
>     if namenotexi: # NOQA
E       NameError: name 'namenotexi' is not defined

failure_demo.py:183: NameError
_____ test_dynamic_compile_shows_nicely _____

    def test_dynamic_compile_shows_nicely():
        import importlib.util
        import sys

        src = "def foo():\n assert 1 == 0\n"
        name = "abc-123"
        spec = importlib.util.spec_from_loader(name, loader=None)
        module = importlib.util.module_from_spec(spec)
        code = compile(src, name, "exec")
        exec(code, module.__dict__)
        sys.modules[name] = module
>     module.foo()

failure_demo.py:202:
-----

>     ???
E     AssertionError

abc-123:2: AssertionError
_____ TestMoreErrors.test_complex_error _____

self = <failure_demo.TestMoreErrors object at 0xdeadbeef0023>

    def test_complex_error(self):
        def f():
            return 44

        def g():
            return 43

>     somefunc(f(), g())

failure_demo.py:213:
-----
failure_demo.py:10: in somefunc
    otherfunc(x, y)
-----

a = 44, b = 43

    def otherfunc(a, b):
>     assert a == b
E     assert 44 == 43

failure_demo.py:6: AssertionError
_____ TestMoreErrors.test_z1_unpack_error _____

```

(continues on next page)

(continued from previous page)

```

self = <failure_demo.TestMoreErrors object at 0xdeadbeef0024>

    def test_z1_unpack_error(self):
        items = []
>         a, b = items
E         ValueError: not enough values to unpack (expected 2, got 0)

failure_demo.py:217: ValueError
_____ TestMoreErrors.test_z2_type_error _____

self = <failure_demo.TestMoreErrors object at 0xdeadbeef0025>

    def test_z2_type_error(self):
        items = 3
>         a, b = items
E         TypeError: cannot unpack non-iterable int object

failure_demo.py:221: TypeError
_____ TestMoreErrors.test_startswith _____

self = <failure_demo.TestMoreErrors object at 0xdeadbeef0026>

    def test_startswith(self):
        s = "123"
        g = "456"
>         assert s.startswith(g)
E         AssertionError: assert False
E         + where False = <built-in method startswith of str object at 0xdeadbeef0027>
E         +   where <built-in method startswith of str object at 0xdeadbeef0027> =
E         +     '123'.startswith

failure_demo.py:226: AssertionError
_____ TestMoreErrors.test_startswith_nested _____

self = <failure_demo.TestMoreErrors object at 0xdeadbeef0028>

    def test_startswith_nested(self):
        def f():
            return "123"

        def g():
            return "456"

>         assert f().startswith(g())
E         AssertionError: assert False
E         + where False = <built-in method startswith of str object at 0xdeadbeef0027>
E         +   where <built-in method startswith of str object at 0xdeadbeef0027> =
E         +     '123'.startswith
E         +       where '123' = <function TestMoreErrors.test_startswith_nested.<locals>
E         +         .f at 0xdeadbeef0029>()
E         +       and '456' = <function TestMoreErrors.test_startswith_nested.<locals>
E         +         .g at 0xdeadbeef002a>()

failure_demo.py:235: AssertionError

```

(continues on next page)

(continued from previous page)

```

_____ TestMoreErrors.test_global_func _____

self = <failure_demo.TestMoreErrors object at 0xdeadbeef002b>

    def test_global_func(self):
>     assert isinstance(globf(42), float)
E     assert False
E     + where False = isinstance(43, float)
E     +     where 43 = globf(42)

failure_demo.py:238: AssertionError
_____ TestMoreErrors.test_instance _____

self = <failure_demo.TestMoreErrors object at 0xdeadbeef002c>

    def test_instance(self):
        self.x = 6 * 7
>     assert self.x != 42
E     assert 42 != 42
E     + where 42 = <failure_demo.TestMoreErrors object at 0xdeadbeef002c>.x

failure_demo.py:242: AssertionError
_____ TestMoreErrors.test_compare _____

self = <failure_demo.TestMoreErrors object at 0xdeadbeef002d>

    def test_compare(self):
>     assert globf(10) < 5
E     assert 11 < 5
E     + where 11 = globf(10)

failure_demo.py:245: AssertionError
_____ TestMoreErrors.test_try_finally _____

self = <failure_demo.TestMoreErrors object at 0xdeadbeef002e>

    def test_try_finally(self):
        x = 1
        try:
>             assert x == 0
E             assert 1 == 0

failure_demo.py:250: AssertionError
_____ TestCustomAssertMsg.test_single_line _____

self = <failure_demo.TestCustomAssertMsg object at 0xdeadbeef002f>

    def test_single_line(self):
        class A:
            a = 1

            b = 2
>     assert A.a == b, "A.a appears not to be b"
E     AssertionError: A.a appears not to be b
E     assert 1 == 2
E     + where 1 = <class 'failure_demo.TestCustomAssertMsg.test_single_line.
↪<locals>.A'>.a

```

(continues on next page)



(continued from previous page)

```
failure_demo.py:261: AssertionError
_____ TestCustomAssertMsg.test_multiline _____

self = <failure_demo.TestCustomAssertMsg object at 0xdeadbeef0030>

    def test_multiline(self):
        class A:
            a = 1

            b = 2
>         assert (
            A.a == b
            ), "A.a appears not to be b\nor does not appear to be b\none of those"
E         AssertionError: A.a appears not to be b
E         or does not appear to be b
E         one of those
E         assert 1 == 2
E         + where 1 = <class 'failure_demo.TestCustomAssertMsg.test_multiline.<locals>
↪ .A'>.a

failure_demo.py:268: AssertionError
_____ TestCustomAssertMsg.test_custom_repr _____

self = <failure_demo.TestCustomAssertMsg object at 0xdeadbeef0031>

    def test_custom_repr(self):
        class JSON:
            a = 1

            def __repr__(self):
                return "This is JSON\n{\n 'foo': 'bar'\n}"

            a = JSON()
            b = 2
>         assert a.a == b, a
E         AssertionError: This is JSON
E         {
E         'foo': 'bar'
E         }
E         assert 1 == 2
E         + where 1 = This is JSON\n{\n 'foo': 'bar'\n}.a

failure_demo.py:281: AssertionError
===== short test summary info =====
FAILED failure_demo.py::test_generative[3-6] - assert (3 * 2) < 6
FAILED failure_demo.py::TestFailing::test_simple - assert 42 == 43
FAILED failure_demo.py::TestFailing::test_simple_multiline - assert 42 == 54
FAILED failure_demo.py::TestFailing::test_not - assert not 42
FAILED failure_demo.py::TestSpecialisedExplanations::test_eq_text - Asser...
FAILED failure_demo.py::TestSpecialisedExplanations::test_eq_similar_text
FAILED failure_demo.py::TestSpecialisedExplanations::test_eq_multiline_text
FAILED failure_demo.py::TestSpecialisedExplanations::test_eq_long_text - ...
FAILED failure_demo.py::TestSpecialisedExplanations::test_eq_long_text_multiline
FAILED failure_demo.py::TestSpecialisedExplanations::test_eq_list - asser...
FAILED failure_demo.py::TestSpecialisedExplanations::test_eq_list_long - ...
FAILED failure_demo.py::TestSpecialisedExplanations::test_eq_dict - Asser...
```

(continues on next page)

(continued from previous page)

```

FAILED failure_demo.py::TestSpecialisedExplanations::test_eq_set - assert...
FAILED failure_demo.py::TestSpecialisedExplanations::test_eq_longer_list
FAILED failure_demo.py::TestSpecialisedExplanations::test_in_list - asser...
FAILED failure_demo.py::TestSpecialisedExplanations::test_not_in_text_multiline
FAILED failure_demo.py::TestSpecialisedExplanations::test_not_in_text_single
FAILED failure_demo.py::TestSpecialisedExplanations::test_not_in_text_single_long
FAILED failure_demo.py::TestSpecialisedExplanations::test_not_in_text_single_long_term
FAILED failure_demo.py::TestSpecialisedExplanations::test_eq_dataclass - ...
FAILED failure_demo.py::TestSpecialisedExplanations::test_eq_attrs - Asse...
FAILED failure_demo.py::test_attribute - assert 1 == 2
FAILED failure_demo.py::test_attribute_instance - AssertionError: assert ...
FAILED failure_demo.py::test_attribute_failure - Exception: Failed to get...
FAILED failure_demo.py::test_attribute_multiple - AssertionError: assert ...
FAILED failure_demo.py::TestRaises::test_raises - ValueError: invalid lit...
FAILED failure_demo.py::TestRaises::test_raises_doesnt - Failed: DID NOT ...
FAILED failure_demo.py::TestRaises::test_raise - ValueError: demo error
FAILED failure_demo.py::TestRaises::test_tupleerror - ValueError: not eno...
FAILED failure_demo.py::TestRaises::test_reinterpret_fails_with_print_for_the_fun_of_
↪ it
FAILED failure_demo.py::TestRaises::test_some_error - NameError: name 'na...
FAILED failure_demo.py::test_dynamic_compile_shows_nicely - AssertionError
FAILED failure_demo.py::TestMoreErrors::test_complex_error - assert 44 == 43
FAILED failure_demo.py::TestMoreErrors::test_z1_unpack_error - ValueError...
FAILED failure_demo.py::TestMoreErrors::test_z2_type_error - TypeError: c...
FAILED failure_demo.py::TestMoreErrors::test_startswith - AssertionError:...
FAILED failure_demo.py::TestMoreErrors::test_startswith_nested - Assertio...
FAILED failure_demo.py::TestMoreErrors::test_global_func - assert False
FAILED failure_demo.py::TestMoreErrors::test_instance - assert 42 != 42
FAILED failure_demo.py::TestMoreErrors::test_compare - assert 11 < 5
FAILED failure_demo.py::TestMoreErrors::test_try_finally - assert 1 == 0
FAILED failure_demo.py::TestCustomAssertMsg::test_single_line - Assertion...
FAILED failure_demo.py::TestCustomAssertMsg::test_multiline - AssertionEr...
FAILED failure_demo.py::TestCustomAssertMsg::test_custom_repr - Assertion...
===== 44 failed in 0.12s =====

```

## 5.1.2 Basic patterns and examples

### How to change command line options defaults

It can be tedious to type the same series of command line options every time you use `pytest`. For example, if you always want to see detailed info on skipped and xfailed tests, as well as have terser “dot” progress output, you can write it into a configuration file:

```

# content of pytest.ini
[pytest]
addopts = -ra -q

```

Alternatively, you can set a `PYTEST_ADDOPTS` environment variable to add command line options while the environment is in use:

```

export PYTEST_ADDOPTS="-v"

```

Here’s how the command-line is built in the presence of `addopts` or the environment variable:

```
<pytest.ini:addopts> $PYTEST_ADDOPTS <extra command-line arguments>
```

So if the user executes in the command-line:

```
pytest -m slow
```

The actual command line executed is:

```
pytest -ra -q -v -m slow
```

Note that as usual for other command-line applications, in case of conflicting options the last one wins, so the example above will show verbose output because `-v` overwrites `-q`.

## Pass different values to a test function, depending on command line options

Suppose we want to write a test that depends on a command line option. Here is a basic pattern to achieve this:

```
# content of test_sample.py
def test_answer(cmdopt):
    if cmdopt == "type1":
        print("first")
    elif cmdopt == "type2":
        print("second")
    assert 0 # to see what was printed
```

For this to work we need to add a command line option and provide the `cmdopt` through a *fixture function*:

```
# content of conftest.py
import pytest

def pytest_addoption(parser):
    parser.addoption(
        "--cmdopt", action="store", default="type1", help="my option: type1 or type2"
    )

@pytest.fixture
def cmdopt(request):
    return request.config.getoption("--cmdopt")
```

Let's run this without supplying our new option:

```
$ pytest -q test_sample.py
F [100%]
===== FAILURES =====
_____ test_answer _____

cmdopt = 'type1'

    def test_answer(cmdopt):
        if cmdopt == "type1":
            print("first")
        elif cmdopt == "type2":
            print("second")
>     assert 0 # to see what was printed
```

(continues on next page)

(continued from previous page)

```
E          assert 0

test_sample.py:6: AssertionError
----- Captured stdout call -----
first
===== short test summary info =====
FAILED test_sample.py::test_answer - assert 0
1 failed in 0.12s
```

And now with supplying a command line option:

```
$ pytest -q --cmdopt=type2
F                                                                    [100%]
===== FAILURES =====
_____ test_answer _____

cmdopt = 'type2'

    def test_answer(cmdopt):
        if cmdopt == "type1":
            print("first")
        elif cmdopt == "type2":
            print("second")
>     assert 0 # to see what was printed
E          assert 0

test_sample.py:6: AssertionError
----- Captured stdout call -----
second
===== short test summary info =====
FAILED test_sample.py::test_answer - assert 0
1 failed in 0.12s
```

You can see that the command line option arrived in our test.

We could add simple validation for the input by listing the choices:

```
# content of conftest.py
import pytest

def pytest_addoption(parser):
    parser.addoption(
        "--cmdopt",
        action="store",
        default="type1",
        help="my option: type1 or type2",
        choices=("type1", "type2"),
    )
```

Now we'll get feedback on a bad argument:

```
$ pytest -q --cmdopt=type3
ERROR: usage: pytest [options] [file_or_dir] [file_or_dir] [...]
pytest: error: argument --cmdopt: invalid choice: 'type3' (choose from 'type1', 'type2'
→')
```

If you need to provide more detailed error messages, you can use the `type` parameter and raise `pytest.UsageError`:

```
# content of conftest.py
import pytest

def type_checker(value):
    msg = "cmdopt must specify a numeric type as typeNNN"
    if not value.startswith("type"):
        raise pytest.UsageError(msg)
    try:
        int(value[4:])
    except ValueError:
        raise pytest.UsageError(msg)

    return value

def pytest_addoption(parser):
    parser.addoption(
        "--cmdopt",
        action="store",
        default="type1",
        help="my option: type1 or type2",
        type=type_checker,
    )
```

This completes the basic pattern. However, one often rather wants to process command line options outside of the test and rather pass in different or more complex objects.

## Dynamically adding command line options

Through *addopts* you can statically add command line options for your project. You can also dynamically modify the command line arguments before they get processed:

```
# setuptools plugin
import sys

def pytest_load_initial_conftests(args):
    if "xdist" in sys.modules: # pytest-xdist plugin
        import multiprocessing

        num = max(multiprocessing.cpu_count() / 2, 1)
        args[:] = ["-n", str(num)] + args
```

If you have the *xdist* plugin installed you will now always perform test runs using a number of subprocesses close to your CPU. Running in an empty directory with the above *conftest.py*:

```
$ pytest
===== test session starts =====
platform linux -- Python 3.x.y, pytest-8.x.y, pluggy-1.x.y
rootdir: /home/sweet/project
collected 0 items

===== no tests ran in 0.12s =====
```

## Control skipping of tests according to command line option

Here is a `conftest.py` file adding a `--runslow` command line option to control skipping of `pytest.mark.slow` marked tests:

```
# content of conftest.py

import pytest

def pytest_addoption(parser):
    parser.addoption(
        "--runslow", action="store_true", default=False, help="run slow tests"
    )

def pytest_configure(config):
    config.addinvalue_line("markers", "slow: mark test as slow to run")

def pytest_collection_modifyitems(config, items):
    if config.getoption("--runslow"):
        # --runslow given in cli: do not skip slow tests
        return
    skip_slow = pytest.mark.skip(reason="need --runslow option to run")
    for item in items:
        if "slow" in item.keywords:
            item.add_marker(skip_slow)
```

We can now write a test module like this:

```
# content of test_module.py
import pytest

def test_func_fast():
    pass

@pytest.mark.slow
def test_func_slow():
    pass
```

and when running it will see a skipped “slow” test:

```
$ pytest -rs      # "-rs" means report details on the little 's'
===== test session starts =====
platform linux -- Python 3.x.y, pytest-8.x.y, pluggy-1.x.y
rootdir: /home/sweet/project
collected 2 items

test_module.py .s                                     [100%]

===== short test summary info =====
SKIPPED [1] test_module.py:8: need --runslow option to run
===== 1 passed, 1 skipped in 0.12s =====
```

Or run it including the `slow` marked test:

```
$ pytest --runslow
===== test session starts =====
platform linux -- Python 3.x.y, pytest-8.x.y, pluggy-1.x.y
rootdir: /home/sweet/project
collected 2 items

test_module.py ..                                     [100%]

===== 2 passed in 0.12s =====
```

## Writing well integrated assertion helpers

If you have a test helper function called from a test you can use the `pytest.fail` marker to fail a test with a certain message. The test support function will not show up in the traceback if you set the `__tracebackhide__` option somewhere in the helper function. Example:

```
# content of test_checkconfig.py
import pytest

def checkconfig(x):
    __tracebackhide__ = True
    if not hasattr(x, "config"):
        pytest.fail(f"not configured: {x}")

def test_something():
    checkconfig(42)
```

The `__tracebackhide__` setting influences pytest showing of tracebacks: the `checkconfig` function will not be shown unless the `--full-trace` command line option is specified. Let's run our little function:

```
$ pytest -q test_checkconfig.py
F                                                         [100%]
===== FAILURES =====
_____ test_something _____

    def test_something():
>         checkconfig(42)
E         Failed: not configured: 42

test_checkconfig.py:11: Failed
===== short test summary info =====
FAILED test_checkconfig.py::test_something - Failed: not configured: 42
1 failed in 0.12s
```

If you only want to hide certain exceptions, you can set `__tracebackhide__` to a callable which gets the `ExceptionInfo` object. You can for example use this to make sure unexpected exception types aren't hidden:

```
import operator

import pytest

class ConfigException(Exception):
```

(continues on next page)

(continued from previous page)

```
pass

def checkconfig(x):
    __tracebackhide__ = operator.methodcaller("errisinstance", ConfigException)
    if not hasattr(x, "config"):
        raise ConfigException(f"not configured: {x}")

def test_something():
    checkconfig(42)
```

This will avoid hiding the exception traceback on unrelated exceptions (i.e. bugs in assertion helpers).

### Detect if running from within a pytest run

Usually it is a bad idea to make application code behave differently if called from a test. But if you absolutely must find out if your application code is running from a test you can do something like this:

```
# content of your_module.py

_called_from_test = False
```

```
# content of conftest.py

def pytest_configure(config):
    your_module._called_from_test = True
```

and then check for the `your_module._called_from_test` flag:

```
if your_module._called_from_test:
    # called from within a test run
    ...
else:
    # called "normally"
    ...
```

accordingly in your application.

### Adding info to test report header

It's easy to present extra information in a pytest run:

```
# content of conftest.py

def pytest_report_header(config):
    return "project deps: mylib-1.1"
```

which will add the string to the test header accordingly:



```
$ pytest
===== test session starts =====
platform linux -- Python 3.x.y, pytest-8.x.y, pluggy-1.x.y
project deps: mylib-1.1
rootdir: /home/sweet/project
collected 0 items

===== no tests ran in 0.12s =====
```

It is also possible to return a list of strings which will be considered as several lines of information. You may consider `config.getoption('verbose')` in order to display more information if applicable:

```
# content of conftest.py

def pytest_report_header(config):
    if config.getoption("verbose") > 0:
        return ["info1: did you know that ...", "did you?"]
```

which will add info only when run with “-v”:

```
$ pytest -v
===== test session starts =====
platform linux -- Python 3.x.y, pytest-8.x.y, pluggy-1.x.y -- $PYTHON_PREFIX/bin/
python
cachedir: .pytest_cache
info1: did you know that ...
did you?
rootdir: /home/sweet/project
collecting ... collected 0 items

===== no tests ran in 0.12s =====
```

and nothing when run plainly:

```
$ pytest
===== test session starts =====
platform linux -- Python 3.x.y, pytest-8.x.y, pluggy-1.x.y
rootdir: /home/sweet/project
collected 0 items

===== no tests ran in 0.12s =====
```

## Profiling test duration

If you have a slow running large test suite you might want to find out which tests are the slowest. Let’s make an artificial test suite:

```
# content of test_some_are_slow.py
import time

def test_funcfast():
    time.sleep(0.1)
```

(continues on next page)

(continued from previous page)

```
def test_funcslow1():
    time.sleep(0.2)

def test_funcslow2():
    time.sleep(0.3)
```

Now we can profile which test functions execute the slowest:

```
$ pytest --durations=3
===== test session starts =====
platform linux -- Python 3.x.y, pytest-8.x.y, pluggy-1.x.y
rootdir: /home/sweet/project
collected 3 items

test_some_are_slow.py ... [100%]

===== slowest 3 durations =====
0.30s call     test_some_are_slow.py::test_funcslow2
0.20s call     test_some_are_slow.py::test_funcslow1
0.10s call     test_some_are_slow.py::test_funcfast
===== 3 passed in 0.12s =====
```

## Incremental testing - test steps

Sometimes you may have a testing situation which consists of a series of test steps. If one step fails it makes no sense to execute further steps as they are all expected to fail anyway and their tracebacks add no insight. Here is a simple `conftest.py` file which introduces an incremental marker which is to be used on classes:

```
# content of conftest.py

from typing import Dict, Tuple

import pytest

# store history of failures per test class name and per index in parametrize (if_
↳parametrize used)
_test_failed_incremental: Dict[str, Dict[Tuple[int, ...], str]] = {}

def pytest_runtest_makereport(item, call):
    if "incremental" in item.keywords:
        # incremental marker is used
        if call.excinfo is not None:
            # the test has failed
            # retrieve the class name of the test
            cls_name = str(item.cls)
            # retrieve the index of the test (if parametrize is used in combination_
↳with incremental)
            parametrize_index = (
                tuple(item.callspec.indices.values())
                if hasattr(item, "callspec")
                else ()
            )
```

(continues on next page)

(continued from previous page)

```

    # retrieve the name of the test function
    test_name = item.originalname or item.name
    # store in _test_failed_incremental the original name of the failed test
    _test_failed_incremental.setdefault(cls_name, {}).setdefault(
        parametrize_index, test_name
    )

def pytest_runtest_setup(item):
    if "incremental" in item.keywords:
        # retrieve the class name of the test
        cls_name = str(item.cls)
        # check if a previous test has failed for this class
        if cls_name in _test_failed_incremental:
            # retrieve the index of the test (if parametrize is used in combination
            ↳with incremental)
            parametrize_index = (
                tuple(item.callspec.indices.values())
                if hasattr(item, "callspec")
                else ()
            )
            # retrieve the name of the first test function to fail for this class
            ↳name and index
            test_name = _test_failed_incremental[cls_name].get(parametrize_index,
            ↳None)
            # if name found, test has failed for the combination of class name & test
            ↳name

            if test_name is not None:
                pytest.xfail(f"previous test failed ({test_name})")

```

These two hook implementations work together to abort incremental-marked tests in a class. Here is a test module example:

```

# content of test_step.py

import pytest

@pytest.mark.incremental
class TestUserHandling:
    def test_login(self):
        pass

    def test_modification(self):
        assert 0

    def test_deletion(self):
        pass

def test_normal():
    pass

```

If we run this:

```

$ pytest -rx
===== test session starts =====

```

(continues on next page)

(continued from previous page)

```
platform linux -- Python 3.x.y, pytest-8.x.y, pluggy-1.x.y
rootdir: /home/sweet/project
collected 4 items

test_step.py .Fx. [100%]

===== FAILURES =====
_____ TestUserHandling.test_modification _____

self = <test_step.TestUserHandling object at 0xdeadbeef0001>

    def test_modification(self):
>         assert 0
E         assert 0

test_step.py:11: AssertionError
===== XFAILURES =====
_____ TestUserHandling.test_deletion _____

item = <Function test_deletion>

    def pytest_runtest_setup(item):
        if "incremental" in item.keywords:
            # retrieve the class name of the test
            cls_name = str(item.cls)
            # check if a previous test has failed for this class
            if cls_name in _test_failed_incremental:
                # retrieve the index of the test (if parametrize is used in
↳combination with incremental)
                parametrize_index = (
                    tuple(item.callspec.indices.values())
                    if hasattr(item, "callspec")
                    else ()
                )
                # retrieve the name of the first test function to fail for this class
↳name and index
                test_name = _test_failed_incremental[cls_name].get(parametrize_index,
↳None)
                # if name found, test has failed for the combination of class name &
↳test name
                if test_name is not None:
>                     pytest.xfail(f"previous test failed ({test_name})")
E                     _pytest.outcomes.XFailed: previous test failed (test_modification)

conftest.py:47: XFailed
===== short test summary info =====
XFAIL test_step.py::TestUserHandling::test_deletion - reason: previous test failed
↳(test_modification)
===== 1 failed, 2 passed, 1 xfailed in 0.12s =====
```

We'll see that `test_deletion` was not executed because `test_modification` failed. It is reported as an “expected failure”.

## Package/Directory-level fixtures (setups)

If you have nested test directories, you can have per-directory fixture scopes by placing fixture functions in a `conftest.py` file in that directory. You can use all types of fixtures including *autouse fixtures* which are the equivalent of xUnit's setup/teardown concept. It's however recommended to have explicit fixture references in your tests or test classes rather than relying on implicitly executing setup/teardown functions, especially if they are far away from the actual tests.

Here is an example for making a `db` fixture available in a directory:

```
# content of a/conftest.py
import pytest

class DB:
    pass

@pytest.fixture(scope="package")
def db():
    return DB()
```

and then a test module in that directory:

```
# content of a/test_db.py
def test_a1(db):
    assert 0, db # to show value
```

another test module:

```
# content of a/test_db2.py
def test_a2(db):
    assert 0, db # to show value
```

and then a module in a sister directory which will not see the `db` fixture:

```
# content of b/test_error.py
def test_root(db): # no db here, will error out
    pass
```

We can run this:

```
$ pytest
===== test session starts =====
platform linux -- Python 3.x.y, pytest-8.x.y, pluggy-1.x.y
rootdir: /home/sweet/project
collected 7 items

a/test_db.py F [ 14%]
a/test_db2.py F [ 28%]
b/test_error.py E [ 42%]
test_step.py .Fx. [100%]

===== ERRORS =====
_____ ERROR at setup of test_root _____
file /home/sweet/project/b/test_error.py, line 1
    def test_root(db): # no db here, will error out
E       fixture 'db' not found
>       available fixtures: cache, capfd, capfdbinary, caplog, capsys, capsysbinary,
(continues on next page)
```

(continued from previous page)

```

↳doctest_namespace, monkeypatch, pytestconfig, record_property, record_testsuite_
↳property, record_xml_attribute, recwarn, tmp_path, tmp_path_factory, tmpdir, tmpdir_
↳factory
>         use 'pytest --fixtures [testpath]' for help on them.

/home/sweet/project/b/test_error.py:1
===== FAILURES =====
_____ test_a1 _____

db = <conftest.DB object at 0xdeadbeef0002>

    def test_a1(db):
>         assert 0, db # to show value
E         AssertionError: <conftest.DB object at 0xdeadbeef0002>
E         assert 0

a/test_db.py:2: AssertionError
_____ test_a2 _____

db = <conftest.DB object at 0xdeadbeef0002>

    def test_a2(db):
>         assert 0, db # to show value
E         AssertionError: <conftest.DB object at 0xdeadbeef0002>
E         assert 0

a/test_db2.py:2: AssertionError
_____ TestUserHandling.test_modification _____

self = <test_step.TestUserHandling object at 0xdeadbeef0003>

    def test_modification(self):
>         assert 0
E         assert 0

test_step.py:11: AssertionError
===== short test summary info =====
FAILED a/test_db.py::test_a1 - AssertionError: <conftest.DB object at 0x7...
FAILED a/test_db2.py::test_a2 - AssertionError: <conftest.DB object at 0x...
FAILED test_step.py::TestUserHandling::test_modification - assert 0
ERROR b/test_error.py::test_root
===== 3 failed, 2 passed, 1 xfailed, 1 error in 0.12s =====

```

The two test modules in the a directory see the same db fixture instance while the one test in the sister-directory b doesn't see it. We could of course also define a db fixture in that sister directory's `conftest.py` file. Note that each fixture is only instantiated if there is a test actually needing it (unless you use "autouse" fixture which are always executed ahead of the first test executing).

## Post-process test reports / failures

If you want to postprocess test reports and need access to the executing environment you can implement a hook that gets called when the test “report” object is about to be created. Here we write out all failing test calls and also access a fixture (if it was used by the test) in case you want to query/look at it during your post processing. In our case we just write some information out to a failures file:

```
# content of conftest.py

import os.path

import pytest

@pytest.hookimpl(wrapper=True, tryfirst=True)
def pytest_runtest_makereport(item, call):
    # execute all other hooks to obtain the report object
    rep = yield

    # we only look at actual failing test calls, not setup/teardown
    if rep.when == "call" and rep.failed:
        mode = "a" if os.path.exists("failures") else "w"
        with open("failures", mode, encoding="utf-8") as f:
            # let's also access a fixture for the fun of it
            if "tmp_path" in item.fixturenames:
                extra = " ({}).format(item.funcargs["tmp_path"])
            else:
                extra = ""

            f.write(rep.nodeid + extra + "\n")

    return rep
```

if you then have failing tests:

```
# content of test_module.py
def test_fail1(tmp_path):
    assert 0

def test_fail2():
    assert 0
```

and run them:

```
$ pytest test_module.py
===== test session starts =====
platform linux -- Python 3.x.y, pytest-8.x.y, pluggy-1.x.y
rootdir: /home/sweet/project
collected 2 items

test_module.py FF [100%]

===== FAILURES =====
_____ test_fail1 _____

tmp_path = PosixPath('PYTEST_TMPDIR/test_fail10')
```

(continues on next page)

(continued from previous page)

```

    def test_fail1(tmp_path):
>     assert 0
E     assert 0

test_module.py:2: AssertionError
_____ test_fail2 _____

    def test_fail2():
>     assert 0
E     assert 0

test_module.py:6: AssertionError
===== short test summary info =====
FAILED test_module.py::test_fail1 - assert 0
FAILED test_module.py::test_fail2 - assert 0
===== 2 failed in 0.12s =====

```

you will have a “failures” file which contains the failing test ids:

```

$ cat failures
test_module.py::test_fail1 (PYTEST_TMPDIR/test_fail10)
test_module.py::test_fail2

```

## Making test result information available in fixtures

If you want to make test result reports available in fixture finalizers here is a little example implemented via a local plugin:

```

# content of conftest.py
from typing import Dict
import pytest
from pytest import StashKey, CollectReport

phase_report_key = StashKey[Dict[str, CollectReport]]()

@pytest.hookimpl(wrapper=True, tryfirst=True)
def pytest_runtest_makereport(item, call):
    # execute all other hooks to obtain the report object
    rep = yield

    # store test results for each phase of a call, which can
    # be "setup", "call", "teardown"
    item.stash.setdefault(phase_report_key, {})[rep.when] = rep

    return rep

@pytest.fixture
def something(request):
    yield
    # request.node is an "item" because we use the default
    # "function" scope
    report = request.node.stash[phase_report_key]
    if report["setup"].failed:

```

(continues on next page)



(continued from previous page)

```
print("setting up a test failed or skipped", request.node.nodeid)
elif ("call" not in report) or report["call"].failed:
    print("executing test failed or skipped", request.node.nodeid)
```

if you then have failing tests:

```
# content of test_module.py

import pytest

@pytest.fixture
def other():
    assert 0

def test_setup_fails(something, other):
    pass

def test_call_fails(something):
    assert 0

def test_fail2():
    assert 0
```

and run it:

```
$ pytest -s test_module.py
===== test session starts =====
platform linux -- Python 3.x.y, pytest-8.x.y, pluggy-1.x.y
rootdir: /home/sweet/project
collected 3 items

test_module.py Esetting up a test failed or skipped test_module.py::test_setup_fails
Fexecuting test failed or skipped test_module.py::test_call_fails
F

===== ERRORS =====
_____ ERROR at setup of test_setup_fails _____

    @pytest.fixture
    def other():
>         assert 0
E         assert 0

test_module.py:7: AssertionError
===== FAILURES =====
_____ test_call_fails _____

something = None

    def test_call_fails(something):
>         assert 0
E         assert 0
```

(continues on next page)

(continued from previous page)

```
test_module.py:15: AssertionError
_____ test_fail2 _____

    def test_fail2():
>     assert 0
E         assert 0

test_module.py:19: AssertionError
===== short test summary info =====
FAILED test_module.py::test_call_fails - assert 0
FAILED test_module.py::test_fail2 - assert 0
ERROR test_module.py::test_setup_fails - assert 0
===== 2 failed, 1 error in 0.12s =====
```

You'll see that the fixture finalizers could use the precise reporting information.

### PYTEST\_CURRENT\_TEST environment variable

Sometimes a test session might get stuck and there might be no easy way to figure out which test got stuck, for example if pytest was run in quiet mode (`-q`) or you don't have access to the console output. This is particularly a problem if the problem happens only sporadically, the famous "flaky" kind of tests.

pytest sets the `PYTEST_CURRENT_TEST` environment variable when running tests, which can be inspected by process monitoring utilities or libraries like `psutil` to discover which test got stuck if necessary:

```
import psutil

for pid in psutil.pids():
    environ = psutil.Process(pid).environ()
    if "PYTEST_CURRENT_TEST" in environ:
        print(f'pytest process {pid} running: {environ["PYTEST_CURRENT_TEST"]}')

```

During the test session pytest will set `PYTEST_CURRENT_TEST` to the current test *nodeid* and the current stage, which can be `setup`, `call`, or `teardown`.

For example, when running a single test function named `test_foo` from `foo_module.py`, `PYTEST_CURRENT_TEST` will be set to:

1. `foo_module.py::test_foo (setup)`
2. `foo_module.py::test_foo (call)`
3. `foo_module.py::test_foo (teardown)`

In that order.

---

**Note:** The contents of `PYTEST_CURRENT_TEST` is meant to be human readable and the actual format can be changed between releases (even bug fixes) so it shouldn't be relied on for scripting or automation.

---

## Freezing pytest

If you freeze your application using a tool like [PyInstaller](#) in order to distribute it to your end-users, it is a good idea to also package your test runner and run your tests using the frozen application. This way packaging errors such as dependencies not being included into the executable can be detected early while also allowing you to send test files to users so they can run them in their machines, which can be useful to obtain more information about a hard to reproduce bug.

Fortunately recent `PyInstaller` releases already have a custom hook for `pytest`, but if you are using another tool to freeze executables such as `cx_freeze` or `py2exe`, you can use `pytest.freeze_includes()` to obtain the full list of internal `pytest` modules. How to configure the tools to find the internal modules varies from tool to tool, however.

Instead of freezing the `pytest` runner as a separate executable, you can make your frozen program work as the `pytest` runner by some clever argument handling during program startup. This allows you to have a single executable, which is usually more convenient. Please note that the mechanism for plugin discovery used by `pytest` (`setuptools` entry points) doesn't work with frozen executables so `pytest` can't find any third party plugins automatically. To include third party plugins like `pytest-timeout` they must be imported explicitly and passed on to `pytest.main`.

```
# contents of app_main.py
import sys

import pytest_timeout # Third party plugin

if len(sys.argv) > 1 and sys.argv[1] == "--pytest":
    import pytest

    sys.exit(pytest.main(sys.argv[2:], plugins=[pytest_timeout]))
else:
    # normal application execution: at this point argv can be parsed
    # by your argument-parsing library of choice as usual
    ...
```

This allows you to execute tests using the frozen application with standard `pytest` command-line options:

```
./app_main --pytest --verbose --tb=long --junit=xml=results.xml test-suite/
```

### 5.1.3 Parametrizing tests

`pytest` allows to easily parametrize test functions. For basic docs, see [How to parametrize fixtures and test functions](#).

In the following we provide some examples using the builtin mechanisms.

#### Generating parameters combinations, depending on command line

Let's say we want to execute a test with different computation parameters and the parameter range shall be determined by a command line argument. Let's first write a simple (do-nothing) computation test:

```
# content of test_compute.py

def test_compute(param1):
    assert param1 < 4
```

Now we add a test configuration like this:

```
# content of conftest.py

def pytest_addoption(parser):
    parser.addoption("--all", action="store_true", help="run all combinations")

def pytest_generate_tests(metafunc):
    if "param1" in metafunc.fixturenames:
        if metafunc.config.getoption("all"):
            end = 5
        else:
            end = 2
        metafunc.parametrize("param1", range(end))
```

This means that we only run 2 tests if we do not pass `--all`:

```
$ pytest -q test_compute.py
.. [100%]
2 passed in 0.12s
```

We run only two computations, so we see two dots. let's run the full monty:

```
$ pytest -q --all
....F [100%]
===== FAILURES =====
_____ test_compute[4] _____

param1 = 4

    def test_compute(param1):
>         assert param1 < 4
E         assert 4 < 4

test_compute.py:4: AssertionError
===== short test summary info =====
FAILED test_compute.py::test_compute[4] - assert 4 < 4
1 failed, 4 passed in 0.12s
```

As expected when running the full range of `param1` values we'll get an error on the last one.

## Different options for test IDs

pytest will build a string that is the test ID for each set of values in a parametrized test. These IDs can be used with `-k` to select specific cases to run, and they will also identify the specific case when one is failing. Running pytest with `--collect-only` will show the generated IDs.

Numbers, strings, booleans and `None` will have their usual string representation used in the test ID. For other objects, pytest will make a string based on the argument name:

```
# content of test_time.py

from datetime import datetime, timedelta

import pytest
```

(continues on next page)

(continued from previous page)

```
testdata = [
    (datetime(2001, 12, 12), datetime(2001, 12, 11), timedelta(1)),
    (datetime(2001, 12, 11), datetime(2001, 12, 12), timedelta(-1)),
]

@pytest.mark.parametrize("a,b,expected", testdata)
def test_timedistance_v0(a, b, expected):
    diff = a - b
    assert diff == expected

@pytest.mark.parametrize("a,b,expected", testdata, ids=["forward", "backward"])
def test_timedistance_v1(a, b, expected):
    diff = a - b
    assert diff == expected

def idfn(val):
    if isinstance(val, (datetime,)):
        # note this wouldn't show any hours/minutes/seconds
        return val.strftime("%Y%m%d")

@pytest.mark.parametrize("a,b,expected", testdata, ids=idfn)
def test_timedistance_v2(a, b, expected):
    diff = a - b
    assert diff == expected

@pytest.mark.parametrize(
    "a,b,expected",
    [
        pytest.param(
            datetime(2001, 12, 12), datetime(2001, 12, 11), timedelta(1), id="forward"
        ),
        pytest.param(
            datetime(2001, 12, 11), datetime(2001, 12, 12), timedelta(-1), id=
↪ "backward"
        ),
    ],
)
def test_timedistance_v3(a, b, expected):
    diff = a - b
    assert diff == expected
```

In `test_timedistance_v0`, we let pytest generate the test IDs.

In `test_timedistance_v1`, we specified `ids` as a list of strings which were used as the test IDs. These are succinct, but can be a pain to maintain.

In `test_timedistance_v2`, we specified `ids` as a function that can generate a string representation to make part of the test ID. So our `datetime` values use the label generated by `idfn`, but because we didn't generate a label for `timedelta` objects, they are still using the default pytest representation:

```
$ pytest test_time.py --collect-only
===== test session starts =====
```

(continues on next page)

(continued from previous page)

```
platform linux -- Python 3.x.y, pytest-8.x.y, pluggy-1.x.y
rootdir: /home/sweet/project
collected 8 items

<Dir parametrize.rst-194>
  <Module test_time.py>
    <Function test_timedistance_v0[a0-b0-expected0]>
    <Function test_timedistance_v0[a1-b1-expected1]>
    <Function test_timedistance_v1[forward]>
    <Function test_timedistance_v1[backward]>
    <Function test_timedistance_v2[20011212-20011211-expected0]>
    <Function test_timedistance_v2[20011211-20011212-expected1]>
    <Function test_timedistance_v3[forward]>
    <Function test_timedistance_v3[backward]>
```

```
===== 8 tests collected in 0.12s =====
```

In `test_timedistance_v3`, we used `pytest.param` to specify the test IDs together with the actual data, instead of listing them separately.

## A quick port of “testscenarios”

Here is a quick port to run tests configured with `testscenarios`, an add-on from Robert Collins for the standard unittest framework. We only have to work a bit to construct the correct arguments for pytest’s `Metafunc.parametrize`:

```
# content of test_scenarios.py

def pytest_generate_tests(metafunc):
    idlist = []
    argvalues = []
    for scenario in metafunc.cls.scenarios:
        idlist.append(scenario[0])
        items = scenario[1].items()
        argnames = [x[0] for x in items]
        argvalues.append([x[1] for x in items])
    metafunc.parametrize(argnames, argvalues, ids=idlist, scope="class")

scenario1 = ("basic", {"attribute": "value"})
scenario2 = ("advanced", {"attribute": "value2"})

class TestSampleWithScenarios:
    scenarios = [scenario1, scenario2]

    def test_demo1(self, attribute):
        assert isinstance(attribute, str)

    def test_demo2(self, attribute):
        assert isinstance(attribute, str)
```

this is a fully self-contained example which you can run with:

```
$ pytest test_scenarios.py
===== test session starts =====
platform linux -- Python 3.x.y, pytest-8.x.y, pluggy-1.x.y
rootdir: /home/sweet/project
collected 4 items

test_scenarios.py .... [100%]

===== 4 passed in 0.12s =====
```

If you just collect tests you'll also nicely see 'advanced' and 'basic' as variants for the test function:

```
$ pytest --collect-only test_scenarios.py
===== test session starts =====
platform linux -- Python 3.x.y, pytest-8.x.y, pluggy-1.x.y
rootdir: /home/sweet/project
collected 4 items

<Dir parametrize.rst-194>
  <Module test_scenarios.py>
    <Class TestSampleWithScenarios>
      <Function test_demo1[basic]>
      <Function test_demo2[basic]>
      <Function test_demo1[advanced]>
      <Function test_demo2[advanced]>

===== 4 tests collected in 0.12s =====
```

Note that we told `metafunc.parametrize()` that your scenario values should be considered class-scoped. With `pytest-2.3` this leads to a resource-based ordering.

## Deferring the setup of parametrized resources

The parametrization of test functions happens at collection time. It is a good idea to setup expensive resources like DB connections or subprocess only when the actual test is run. Here is a simple example how you can achieve that. This test requires a db object fixture:

```
# content of test_backends.py

import pytest

def test_db_initialized(db):
    # a dummy test
    if db.__class__.__name__ == "DB2":
        pytest.fail("deliberately failing for demo purposes")
```

We can now add a test configuration that generates two invocations of the `test_db_initialized` function and also implements a factory that creates a database object for the actual test invocations:

```
# content of conftest.py
import pytest

def pytest_generate_tests(metafunc):
    if "db" in metafunc.fixturenames:
```

(continues on next page)

(continued from previous page)

```

    metafunc.parametrize("db", ["d1", "d2"], indirect=True)

class DB1:
    "one database object"

class DB2:
    "alternative database object"

@pytest.fixture
def db(request):
    if request.param == "d1":
        return DB1()
    elif request.param == "d2":
        return DB2()
    else:
        raise ValueError("invalid internal test config")

```

Let's first see how it looks like at collection time:

```

$ pytest test_backends.py --collect-only
===== test session starts =====
platform linux -- Python 3.x.y, pytest-8.x.y, pluggy-1.x.y
rootdir: /home/sweet/project
collected 2 items

<Dir parametrize.rst-194>
  <Module test_backends.py>
    <Function test_db_initialized[d1]>
    <Function test_db_initialized[d2]>

===== 2 tests collected in 0.12s =====

```

And then when we run the test:

```

$ pytest -q test_backends.py
.F [100%]
===== FAILURES =====
_____ test_db_initialized[d2] _____

db = <conftest.DB2 object at 0xdeadbeef0001>

    def test_db_initialized(db):
        # a dummy test
        if db.__class__.__name__ == "DB2":
>           pytest.fail("deliberately failing for demo purposes")
E           Failed: deliberately failing for demo purposes

test_backends.py:8: Failed
===== short test summary info =====
FAILED test_backends.py::test_db_initialized[d2] - Failed: deliberately f...
1 failed, 1 passed in 0.12s

```

The first invocation with `db == "DB1"` passed while the second with `db == "DB2"` failed. Our `db` fixture function has instantiated each of the DB values during the setup phase while the `pytest_generate_tests` generated two



according calls to the `test_db_initialized` during the collection phase.

## Indirect parametrization

Using the `indirect=True` parameter when parametrizing a test allows to parametrize a test with a fixture receiving the values before passing them to a test:

```
import pytest

@pytest.fixture
def fixt(request):
    return request.param * 3

@pytest.mark.parametrize("fixt", ["a", "b"], indirect=True)
def test_indirect(fixt):
    assert len(fixt) == 3
```

This can be used, for example, to do more expensive setup at test run time in the fixture, rather than having to run those setup steps at collection time.

## Apply indirect on particular arguments

Very often parametrization uses more than one argument name. There is opportunity to apply `indirect` parameter on particular arguments. It can be done by passing list or tuple of arguments' names to `indirect`. In the example below there is a function `test_indirect` which uses two fixtures: `x` and `y`. Here we give to `indirect` the list, which contains the name of the fixture `x`. The `indirect` parameter will be applied to this argument only, and the value `a` will be passed to respective fixture function:

```
# content of test_indirect_list.py

import pytest

@pytest.fixture(scope="function")
def x(request):
    return request.param * 3

@pytest.fixture(scope="function")
def y(request):
    return request.param * 2

@pytest.mark.parametrize("x, y", [("a", "b")], indirect=["x"])
def test_indirect(x, y):
    assert x == "aaa"
    assert y == "b"
```

The result of this test will be successful:

```
$ pytest -v test_indirect_list.py
===== test session starts =====
platform linux -- Python 3.x.y, pytest-8.x.y, pluggy-1.x.y -- $PYTHON_PREFIX/bin/
```

(continues on next page)

(continued from previous page)

```

↪python
cachedir: .pytest_cache
rootdir: /home/sweet/project
collecting ... collected 1 item

test_indirect_list.py::test_indirect[a-b] PASSED [100%]

===== 1 passed in 0.12s =====

```

## Parametrizing test methods through per-class configuration

Here is an example `pytest_generate_tests` function implementing a parametrization scheme similar to Michael Foord's `unittest parametrizer` but in a lot less code:

```

# content of ./test_parametrize.py
import pytest

def pytest_generate_tests(metafunc):
    # called once per each test function
    funcarglist = metafunc.cls.params[metafunc.function.__name__]
    argnames = sorted(funcarglist[0])
    metafunc.parametrize(
        argnames, [[funcargs[name] for name in argnames] for funcargs in funcarglist]
    )

class TestClass:
    # a map specifying multiple argument sets for a test method
    params = {
        "test_equals": [dict(a=1, b=2), dict(a=3, b=3)],
        "test_zerodivision": [dict(a=1, b=0)],
    }

    def test_equals(self, a, b):
        assert a == b

    def test_zerodivision(self, a, b):
        with pytest.raises(ZeroDivisionError):
            a / b

```

Our test generator looks up a class-level definition which specifies which argument sets to use for each test function. Let's run it:

```

$ pytest -q
F.. [100%]
===== FAILURES =====
_____ TestClass.test_equals[1-2] _____

self = <test_parametrize.TestClass object at 0xdeadbeef0002>, a = 1, b = 2

    def test_equals(self, a, b):
>     assert a == b
E         assert 1 == 2

```

(continues on next page)

(continued from previous page)

```
test_parametrize.py:21: AssertionError
===== short test summary info =====
FAILED test_parametrize.py::TestClass::test_equals[1-2] - assert 1 == 2
1 failed, 2 passed in 0.12s
```

## Parametrization with multiple fixtures

Here is a stripped down real-life example of using parametrized testing for testing serialization of objects between different python interpreters. We define a `test_basic_objects` function which is to be run with different sets of arguments for its three arguments:

- `python1`: first python interpreter, run to pickle-dump an object to a file
- `python2`: second interpreter, run to pickle-load an object from a file
- `obj`: object to be dumped/loaded

```
"""Module containing a parametrized tests testing cross-python serialization
via the pickle module."""

import shutil
import subprocess
import textwrap

import pytest

pythonlist = ["python3.9", "python3.10", "python3.11"]

@pytest.fixture(params=pythonlist)
def python1(request, tmp_path):
    picklefile = tmp_path / "data.pickle"
    return Python(request.param, picklefile)

@pytest.fixture(params=pythonlist)
def python2(request, python1):
    return Python(request.param, python1.picklefile)

class Python:
    def __init__(self, version, picklefile):
        self.pythonpath = shutil.which(version)
        if not self.pythonpath:
            pytest.skip(f"{version!r} not found")
        self.picklefile = picklefile

    def dumps(self, obj):
        dumpfile = self.picklefile.with_name("dump.py")
        dumpfile.write_text(
            textwrap.dedent(
                rf"""
                import pickle
                f = open({str(self.picklefile)!r}, 'wb')
                s = pickle.dump({obj!r}, f, protocol=2)
            """
            )
        )
```

(continues on next page)

(continued from previous page)

```

        f.close()
        """
    )
)
subprocess.run((self.pythonpath, str(dumpfile)), check=True)

def load_and_is_true(self, expression):
    loadfile = self.picklefile.with_name("load.py")
    loadfile.write_text(
        textwrap.dedent(
            rf"""
            import pickle
            f = open({str(self.picklefile)!r}, 'rb')
            obj = pickle.load(f)
            f.close()
            res = eval({expression!r})
            if not res:
                raise SystemExit(1)
            """
        )
    )
    print(loadfile)
    subprocess.run((self.pythonpath, str(loadfile)), check=True)

@pytest.mark.parametrize("obj", [42, {}, {1: 3}])
def test_basic_objects(python1, python2, obj):
    python1.dumps(obj)
    python2.load_and_is_true(f"obj == {obj}")

```

Running it results in some skips if we don't have all the python interpreters installed and otherwise runs all combinations (3 interpreters times 3 interpreters times 3 objects to serialize/deserialize):

```

. $ pytest -rs -q multipython.py
ssssssssssss...ssssssssssss [100%]
===== short test summary info =====
SKIPPED [12] multipython.py:65: 'python3.9' not found
SKIPPED [12] multipython.py:65: 'python3.11' not found
3 passed, 24 skipped in 0.12s

```

## Parametrization of optional implementations/imports

If you want to compare the outcomes of several implementations of a given API, you can write test functions that receive the already imported implementations and get skipped in case the implementation is not importable/available. Let's say we have a "base" implementation and the other (possibly optimized ones) need to provide similar results:

```

# content of conftest.py

import pytest

@pytest.fixture(scope="session")
def basemod(request):
    return pytest.importorskip("base")

```

(continues on next page)

(continued from previous page)

```
@pytest.fixture(scope="session", params=["opt1", "opt2"])
def optmod(request):
    return pytest.importorskip(request.param)
```

And then a base implementation of a simple function:

```
# content of base.py
def func1():
    return 1
```

And an optimized version:

```
# content of opt1.py
def func1():
    return 1.0001
```

And finally a little test module:

```
# content of test_module.py

def test_func1(basemod, optmod):
    assert round(basemod.func1(), 3) == round(optmod.func1(), 3)
```

If you run this with reporting for skips enabled:

```
$ pytest -rs test_module.py
===== test session starts =====
platform linux -- Python 3.x.y, pytest-8.x.y, pluggy-1.x.y
rootdir: /home/sweet/project
collected 2 items

test_module.py .s                                     [100%]

===== short test summary info =====
SKIPPED [1] test_module.py:3: could not import 'opt2': No module named 'opt2'
===== 1 passed, 1 skipped in 0.12s =====
```

You'll see that we don't have an `opt2` module and thus the second test run of our `test_func1` was skipped. A few notes:

- the fixture functions in the `conftest.py` file are “session-scoped” because we don't need to import more than once
- if you have multiple test functions and a skipped import, you will see the `[1]` count increasing in the report
- you can put `@pytest.mark.parametrize` style parametrization on the test functions to parametrize input/output values as well.

## Set marks or test ID for individual parametrized test

Use `pytest.param` to apply marks or set test ID to individual parametrized test. For example:

```
# content of test_pytest_param_example.py
import pytest

@pytest.mark.parametrize(
    "test_input,expected",
    [
        ("3+5", 8),
        pytest.param("1+7", 8, marks=pytest.mark.basic),
        pytest.param("2+4", 6, marks=pytest.mark.basic, id="basic_2+4"),
        pytest.param(
            "6*9", 42, marks=[pytest.mark.basic, pytest.mark.xfail], id="basic_6*9"
        ),
    ],
)

def test_eval(test_input, expected):
    assert eval(test_input) == expected
```

In this example, we have 4 parametrized tests. Except for the first test, we mark the rest three parametrized tests with the custom marker `basic`, and for the fourth test we also use the built-in mark `xfail` to indicate this test is expected to fail. For explicitness, we set test ids for some tests.

Then run `pytest` with verbose mode and with only the `basic` marker:

```
$ pytest -v -m basic
===== test session starts =====
platform linux -- Python 3.x.y, pytest-8.x.y, pluggy-1.x.y -- $PYTHON_PREFIX/bin/
python
cachedir: .pytest_cache
rootdir: /home/sweet/project
collecting ... collected 24 items / 21 deselected / 3 selected

test_pytest_param_example.py::test_eval[1+7-8] PASSED [ 33%]
test_pytest_param_example.py::test_eval[basic_2+4] PASSED [ 66%]
test_pytest_param_example.py::test_eval[basic_6*9] XFAIL [100%]

===== 2 passed, 21 deselected, 1 xfailed in 0.12s =====
```

As the result:

- Four tests were collected
- One test was deselected because it doesn't have the `basic` mark.
- Three tests with the `basic` mark was selected.
- The test `test_eval[1+7-8]` passed, but the name is autogenerated and confusing.
- The test `test_eval[basic_2+4]` passed.
- The test `test_eval[basic_6*9]` was expected to fail and did fail.

## Parametrizing conditional raising

Use `pytest.raises()` with the `pytest.mark.parametrize` decorator to write parametrized tests in which some tests raise exceptions and others do not.

`contextlib.nullcontext` can be used to test cases that are not expected to raise exceptions but that should result in some value. The value is given as the `enter_result` parameter, which will be available as the `with` statement's target (`e` in the example below).

For example:

```
from contextlib import nullcontext

import pytest

@pytest.mark.parametrize(
    "example_input, expectation",
    [
        (3, nullcontext(2)),
        (2, nullcontext(3)),
        (1, nullcontext(6)),
        (0, pytest.raises(ZeroDivisionError)),
    ],
)
def test_division(example_input, expectation):
    """Test how much I know division."""
    with expectation as e:
        assert (6 / example_input) == e
```

In the example above, the first three test cases should run without any exceptions, while the fourth should raise a `ZeroDivisionError` exception, which is expected by pytest.

## 5.1.4 Working with custom markers

Here are some examples using the *How to mark test functions with attributes* mechanism.

### Marking test functions and selecting them for a run

You can “mark” a test function with custom metadata like this:

```
# content of test_server.py

import pytest

@pytest.mark.webtest
def test_send_http():
    pass # perform some webtest test for your app

def test_something_quick():
    pass
```

(continues on next page)

(continued from previous page)

```
def test_another():
    pass

class TestClass:
    def test_method(self):
        pass
```

You can then restrict a test run to only run tests marked with `webtest`:

```
$ pytest -v -m webtest
===== test session starts =====
platform linux -- Python 3.x.y, pytest-8.x.y, pluggy-1.x.y -- $PYTHON_PREFIX/bin/
↳python
cachedir: .pytest_cache
rootdir: /home/sweet/project
collecting ... collected 4 items / 3 deselected / 1 selected

test_server.py::test_send_http PASSED [100%]

===== 1 passed, 3 deselected in 0.12s =====
```

Or the inverse, running all tests except the `webtest` ones:

```
$ pytest -v -m "not webtest"
===== test session starts =====
platform linux -- Python 3.x.y, pytest-8.x.y, pluggy-1.x.y -- $PYTHON_PREFIX/bin/
↳python
cachedir: .pytest_cache
rootdir: /home/sweet/project
collecting ... collected 4 items / 1 deselected / 3 selected

test_server.py::test_something_quick PASSED [ 33%]
test_server.py::test_another PASSED [ 66%]
test_server.py::TestClass::test_method PASSED [100%]

===== 3 passed, 1 deselected in 0.12s =====
```

## Selecting tests based on their node ID

You can provide one or more *node IDs* as positional arguments to select only specified tests. This makes it easy to select tests based on their module, class, method, or function name:

```
$ pytest -v test_server.py::TestClass::test_method
===== test session starts =====
platform linux -- Python 3.x.y, pytest-8.x.y, pluggy-1.x.y -- $PYTHON_PREFIX/bin/
↳python
cachedir: .pytest_cache
rootdir: /home/sweet/project
collecting ... collected 1 item

test_server.py::TestClass::test_method PASSED [100%]

===== 1 passed in 0.12s =====
```

You can also select on the class:



```
$ pytest -v test_server.py::TestClass
===== test session starts =====
platform linux -- Python 3.x.y, pytest-8.x.y, pluggy-1.x.y -- $PYTHON_PREFIX/bin/
↳python
cachedir: .pytest_cache
rootdir: /home/sweet/project
collecting ... collected 1 item

test_server.py::TestClass::test_method PASSED [100%]

===== 1 passed in 0.12s =====
```

Or select multiple nodes:

```
$ pytest -v test_server.py::TestClass test_server.py::test_send_http
===== test session starts =====
platform linux -- Python 3.x.y, pytest-8.x.y, pluggy-1.x.y -- $PYTHON_PREFIX/bin/
↳python
cachedir: .pytest_cache
rootdir: /home/sweet/project
collecting ... collected 2 items

test_server.py::TestClass::test_method PASSED [ 50%]
test_server.py::test_send_http PASSED [100%]

===== 2 passed in 0.12s =====
```

**Note:** Node IDs are of the form `module.py::class::method` or `module.py::function`. Node IDs control which tests are collected, so `module.py::class` will select all test methods on the class. Nodes are also created for each parameter of a parametrized fixture or test, so selecting a parametrized test must include the parameter value, e.g. `module.py::function[param]`.

Node IDs for failing tests are displayed in the test summary info when running pytest with the `-rf` option. You can also construct Node IDs from the output of `pytest --collect-only`.

## Using `-k expr` to select tests based on their name

New in version 2.0/2.3.4.

You can use the `-k` command line option to specify an expression which implements a substring match on the test names instead of the exact match on markers that `-m` provides. This makes it easy to select tests based on their names:

Changed in version 5.4.

The expression matching is now case-insensitive.

```
$ pytest -v -k http # running with the above defined example module
===== test session starts =====
platform linux -- Python 3.x.y, pytest-8.x.y, pluggy-1.x.y -- $PYTHON_PREFIX/bin/
↳python
cachedir: .pytest_cache
rootdir: /home/sweet/project
collecting ... collected 4 items / 3 deselected / 1 selected

test_server.py::test_send_http PASSED [100%]
```

(continues on next page)

(continued from previous page)

```
===== 1 passed, 3 deselected in 0.12s =====
```

And you can also run all tests except the ones that match the keyword:

```
$ pytest -k "not send_http" -v
===== test session starts =====
platform linux -- Python 3.x.y, pytest-8.x.y, pluggy-1.x.y -- $PYTHON_PREFIX/bin/
↳python
cachedir: .pytest_cache
rootdir: /home/sweet/project
collecting ... collected 4 items / 1 deselected / 3 selected

test_server.py::test_something_quick PASSED [ 33%]
test_server.py::test_another PASSED [ 66%]
test_server.py::TestClass::test_method PASSED [100%]

===== 3 passed, 1 deselected in 0.12s =====
```

Or to select “http” and “quick” tests:

```
$ pytest -k "http or quick" -v
===== test session starts =====
platform linux -- Python 3.x.y, pytest-8.x.y, pluggy-1.x.y -- $PYTHON_PREFIX/bin/
↳python
cachedir: .pytest_cache
rootdir: /home/sweet/project
collecting ... collected 4 items / 2 deselected / 2 selected

test_server.py::test_send_http PASSED [ 50%]
test_server.py::test_something_quick PASSED [100%]

===== 2 passed, 2 deselected in 0.12s =====
```

You can use and, or, not and parentheses.

In addition to the test’s name, `-k` also matches the names of the test’s parents (usually, the name of the file and class it’s in), attributes set on the test function, markers applied to it or its parents and any *extra keywords* explicitly added to it or its parents.

## Registering markers

Registering markers for your test suite is simple:

```
# content of pytest.ini
[pytest]
markers =
    webtest: mark a test as a webtest.
    slow: mark test as slow.
```

Multiple custom markers can be registered, by defining each one in its own line, as shown in above example.

You can ask which markers exist for your test suite - the list includes our just defined `webtest` and `slow` markers:

```
$ pytest --markers
@pytest.mark.webtest: mark a test as a webtest.
```

(continues on next page)

(continued from previous page)

```
@pytest.mark.slow: mark test as slow.

@pytest.mark.filterwarnings(warning): add a warning filter to the given test. see_
↳ https://docs.pytest.org/en/stable/how-to/capture-warnings.html#pytest-mark-
↳ filterwarnings

@pytest.mark.skip(reason=None): skip the given test function with an optional reason._
↳ Example: skip(reason="no way of currently testing this") skips the test.

@pytest.mark.skipif(condition, ..., *, reason=...): skip the given test function if_
↳ any of the conditions evaluate to True. Example: skipif(sys.platform == 'win32')_
↳ skips the test if we are on the win32 platform. See https://docs.pytest.org/en/
↳ stable/reference/reference.html#pytest-mark-skipif

@pytest.mark.xfail(condition, ..., *, reason=..., run=True, raises=None, strict=xfail_
↳ strict): mark the test function as an expected failure if any of the conditions_
↳ evaluate to True. Optionally specify a reason for better reporting and run=False if_
↳ you don't even want to execute the test function. If only specific exception(s) are_
↳ expected, you can list them in raises, and if the test fails in other ways, it will_
↳ be reported as a true failure. See https://docs.pytest.org/en/stable/reference/
↳ reference.html#pytest-mark-xfail

@pytest.mark.parametrize(argnames, argvalues): call a test function multiple times_
↳ passing in different arguments in turn. argvalues generally needs to be a list of_
↳ values if argnames specifies only one name or a list of tuples of values if_
↳ argnames specifies multiple names. Example: @parametrize('arg1', [1,2]) would lead_
↳ to two calls of the decorated test function, one with arg1=1 and another with_
↳ arg1=2. see https://docs.pytest.org/en/stable/how-to/parametrize.html for more info_
↳ and examples.

@pytest.mark.usefixtures(fixturename1, fixturename2, ...): mark tests as needing all_
↳ of the specified fixtures. see https://docs.pytest.org/en/stable/explanation/
↳ fixtures.html#usefixtures

@pytest.mark.tryfirst: mark a hook implementation function such that the plugin_
↳ machinery will try to call it first/as early as possible. DEPRECATED, use @pytest.
↳ hookimpl(tryfirst=True) instead.

@pytest.mark.trylast: mark a hook implementation function such that the plugin_
↳ machinery will try to call it last/as late as possible. DEPRECATED, use @pytest.
↳ hookimpl(trylast=True) instead.
```

For an example on how to add and work with markers from a plugin, see *Custom marker and command line option to control test runs*.

**Note:** It is recommended to explicitly register markers so that:

- There is one place in your test suite defining your markers
- Asking for existing markers via `pytest --markers` gives good output
- Typos in function markers are treated as an error if you use the `--strict-markers` option.

## Marking whole classes or modules

You may use `pytest.mark` decorators with classes to apply markers to all of its test methods:

```
# content of test_mark_classlevel.py
import pytest

@pytest.mark.webtest
class TestClass:
    def test_startup(self):
        pass

    def test_startup_and_more(self):
        pass
```

This is equivalent to directly applying the decorator to the two test functions.

To apply marks at the module level, use the `pytestmark` global variable:

```
import pytest
pytestmark = pytest.mark.webtest
```

or multiple markers:

```
pytestmark = [pytest.mark.webtest, pytest.mark.slowtest]
```

Due to legacy reasons, before class decorators were introduced, it is possible to set the `pytestmark` attribute on a test class like this:

```
import pytest

class TestClass:
    pytestmark = pytest.mark.webtest
```

## Marking individual tests when using parametrize

When using `parametrize`, applying a mark will make it apply to each individual test. However it is also possible to apply a marker to an individual test instance:

```
import pytest

@pytest.mark.foo
@pytest.mark.parametrize(
    ("n", "expected"), [(1, 2), pytest.param(1, 3, marks=pytest.mark.bar), (2, 3)]
)
def test_increment(n, expected):
    assert n + 1 == expected
```

In this example the mark “foo” will apply to each of the three tests, whereas the “bar” mark is only applied to the second test. Skip and xfail marks can also be applied in this way, see [Skip/xfail with parametrize](#).

## Custom marker and command line option to control test runs

Plugins can provide custom markers and implement specific behaviour based on it. This is a self-contained example which adds a command line option and a parametrized test function marker to run tests specified via named environments:

```
# content of conftest.py

import pytest

def pytest_addoption(parser):
    parser.addoption(
        "-E",
        action="store",
        metavar="NAME",
        help="only run tests matching the environment NAME.",
    )

def pytest_configure(config):
    # register an additional marker
    config.addinvalue_line(
        "markers", "env(name): mark test to run only on named environment"
    )

def pytest_runtest_setup(item):
    envnames = [mark.args[0] for mark in item.iter_markers(name="env")]
    if envnames:
        if item.config.getoption("-E") not in envnames:
            pytest.skip(f"test requires env in {envnames!r}")
```

A test file using this local plugin:

```
# content of test_someenv.py

import pytest

@pytest.mark.env("stage1")
def test_basic_db_operation():
    pass
```

and an example invocations specifying a different environment than what the test needs:

```
$ pytest -E stage2
===== test session starts =====
platform linux -- Python 3.x.y, pytest-8.x.y, pluggy-1.x.y
rootdir: /home/sweet/project
collected 1 item

test_someenv.py s [100%]

===== 1 skipped in 0.12s =====
```

and here is one that specifies exactly the environment needed:

```
$ pytest -E stage1
===== test session starts =====
platform linux -- Python 3.x.y, pytest-8.x.y, pluggy-1.x.y
rootdir: /home/sweet/project
collected 1 item

test_someenv.py . [100%]

===== 1 passed in 0.12s =====
```

The `--markers` option always gives you a list of available markers:

```
$ pytest --markers
@pytest.mark.env(name): mark test to run only on named environment

@pytest.mark.filterwarnings(warning): add a warning filter to the given test. see_
↳ https://docs.pytest.org/en/stable/how-to/capture-warnings.html#pytest-mark-
↳ filterwarnings

@pytest.mark.skip(reason=None): skip the given test function with an optional reason._
↳ Example: skip(reason="no way of currently testing this") skips the test.

@pytest.mark.skipif(condition, ..., *, reason=...): skip the given test function if_
↳ any of the conditions evaluate to True. Example: skipif(sys.platform == 'win32')_
↳ skips the test if we are on the win32 platform. See https://docs.pytest.org/en/
↳ stable/reference/reference.html#pytest-mark-skipif

@pytest.mark.xfail(condition, ..., *, reason=..., run=True, raises=None, strict=xfail_
↳ strict): mark the test function as an expected failure if any of the conditions_
↳ evaluate to True. Optionally specify a reason for better reporting and run=False if_
↳ you don't even want to execute the test function. If only specific exception(s) are_
↳ expected, you can list them in raises, and if the test fails in other ways, it will_
↳ be reported as a true failure. See https://docs.pytest.org/en/stable/reference/
↳ reference.html#pytest-mark-xfail

@pytest.mark.parametrize(argnames, argvalues): call a test function multiple times_
↳ passing in different arguments in turn. argvalues generally needs to be a list of_
↳ values if argnames specifies only one name or a list of tuples of values if_
↳ argnames specifies multiple names. Example: @parametrize('arg1', [1,2]) would lead_
↳ to two calls of the decorated test function, one with arg1=1 and another with_
↳ arg1=2. see https://docs.pytest.org/en/stable/how-to/parametrize.html for more info_
↳ and examples.

@pytest.mark.usefixtures(fixturename1, fixturename2, ...): mark tests as needing all_
↳ of the specified fixtures. see https://docs.pytest.org/en/stable/explanation/
↳ fixtures.html#usefixtures

@pytest.mark.tryfirst: mark a hook implementation function such that the plugin_
↳ machinery will try to call it first/as early as possible. DEPRECATED, use @pytest.
↳ hookimpl(tryfirst=True) instead.

@pytest.mark.trylast: mark a hook implementation function such that the plugin_
↳ machinery will try to call it last/as late as possible. DEPRECATED, use @pytest.
↳ hookimpl(trylast=True) instead.
```

## Passing a callable to custom markers

Below is the config file that will be used in the next examples:

```
# content of conftest.py
import sys

def pytest_runtest_setup(item):
    for marker in item.iter_markers(name="my_marker"):
        print(marker)
        sys.stdout.flush()
```

A custom marker can have its argument set, i.e. `args` and `kwargs` properties, defined by either invoking it as a callable or using `pytest.mark.MARKER_NAME.with_args`. These two methods achieve the same effect most of the time.

However, if there is a callable as the single positional argument with no keyword arguments, using the `pytest.mark.MARKER_NAME(c)` will not pass `c` as a positional argument but decorate `c` with the custom marker (see [MarkDecorator](#)). Fortunately, `pytest.mark.MARKER_NAME.with_args` comes to the rescue:

```
# content of test_custom_marker.py
import pytest

def hello_world(*args, **kwargs):
    return "Hello World"

@pytest.mark.my_marker.with_args(hello_world)
def test_with_args():
    pass
```

The output is as follows:

```
$ pytest -q -s
Mark(name='my_marker', args=(<function hello_world at 0xdeadbeef0001>,), kwargs={})
.
1 passed in 0.12s
```

We can see that the custom marker has its argument set extended with the function `hello_world`. This is the key difference between creating a custom marker as a callable, which invokes `__call__` behind the scenes, and using `with_args`.

## Reading markers which were set from multiple places

If you are heavily using markers in your test suite you may encounter the case where a marker is applied several times to a test function. From plugin code you can read over all such settings. Example:

```
# content of test_mark_three_times.py
import pytest

pytestmark = pytest.mark.glob("module", x=1)

@pytest.mark.glob("class", x=2)
class TestClass:
```

(continues on next page)

(continued from previous page)

```
@pytest.mark.glob("function", x=3)
def test_something(self):
    pass
```

Here we have the marker “glob” applied three times to the same test function. From a conftest file we can read it like this:

```
# content of conftest.py
import sys

def pytest_runtest_setup(item):
    for mark in item.iter_markers(name="glob"):
        print(f"glob args={mark.args} kwargs={mark.kwargs}")
        sys.stdout.flush()
```

Let’s run this without capturing output and see what we get:

```
$ pytest -q -s
glob args=('function',) kwargs={'x': 3}
glob args=('class',) kwargs={'x': 2}
glob args=('module',) kwargs={'x': 1}
.
1 passed in 0.12s
```

## Marking platform specific tests with pytest

Consider you have a test suite which marks tests for particular platforms, namely `pytest.mark.darwin`, `pytest.mark.win32` etc. and you also have tests that run on all platforms and have no specific marker. If you now want to have a way to only run the tests for your particular platform, you could use the following plugin:

```
# content of conftest.py
#
import sys

import pytest

ALL = set("darwin linux win32".split())

def pytest_runtest_setup(item):
    supported_platforms = ALL.intersection(mark.name for mark in item.iter_markers())
    plat = sys.platform
    if supported_platforms and plat not in supported_platforms:
        pytest.skip(f"cannot run on platform {plat}")
```

then tests will be skipped if they were specified for a different platform. Let’s do a little test file to show how this looks like:

```
# content of test_plat.py

import pytest

@pytest.mark.darwin
def test_if_apple_is_evil():
```

(continues on next page)



(continued from previous page)

```
pass

@pytest.mark.linux
def test_if_linux_works():
    pass

@pytest.mark.win32
def test_if_win32_crashes():
    pass

def test_runs_everywhere():
    pass
```

then you will see two tests skipped and two executed tests as expected:

```
$ pytest -rs # this option reports skip reasons
===== test session starts =====
platform linux -- Python 3.x.y, pytest-8.x.y, pluggy-1.x.y
rootdir: /home/sweet/project
collected 4 items

test_plat.py s.s. [100%]

===== short test summary info =====
SKIPPED [2] conftest.py:13: cannot run on platform linux
===== 2 passed, 2 skipped in 0.12s =====
```

Note that if you specify a platform via the marker-command line option like this:

```
$ pytest -m linux
===== test session starts =====
platform linux -- Python 3.x.y, pytest-8.x.y, pluggy-1.x.y
rootdir: /home/sweet/project
collected 4 items / 3 deselected / 1 selected

test_plat.py . [100%]

===== 1 passed, 3 deselected in 0.12s =====
```

then the unmarked-tests will not be run. It is thus a way to restrict the run to the specific tests.

## Automatically adding markers based on test names

If you have a test suite where test function names indicate a certain type of test, you can implement a hook that automatically defines markers so that you can use the `-m` option with it. Let's look at this test module:

```
# content of test_module.py

def test_interface_simple():
    assert 0
```

(continues on next page)

(continued from previous page)

```
def test_interface_complex():
    assert 0

def test_event_simple():
    assert 0

def test_something_else():
    assert 0
```

We want to dynamically define two markers and can do it in a `conftest.py` plugin:

```
# content of conftest.py

import pytest

def pytest_collection_modifyitems(items):
    for item in items:
        if "interface" in item.nodeid:
            item.add_marker(pytest.mark.interface)
        elif "event" in item.nodeid:
            item.add_marker(pytest.mark.event)
```

We can now use the `-m` option to select one set:

```
$ pytest -m interface --tb=short
===== test session starts =====
platform linux -- Python 3.x.y, pytest-8.x.y, pluggy-1.x.y
rootdir: /home/sweet/project
collected 4 items / 2 deselected / 2 selected

test_module.py FF [100%]

===== FAILURES =====
_____ test_interface_simple _____
test_module.py:4: in test_interface_simple
    assert 0
E   assert 0
_____ test_interface_complex _____
test_module.py:8: in test_interface_complex
    assert 0
E   assert 0
===== short test summary info =====
FAILED test_module.py::test_interface_simple - assert 0
FAILED test_module.py::test_interface_complex - assert 0
===== 2 failed, 2 deselected in 0.12s =====
```

or to select both “event” and “interface” tests:

```
$ pytest -m "interface or event" --tb=short
===== test session starts =====
platform linux -- Python 3.x.y, pytest-8.x.y, pluggy-1.x.y
rootdir: /home/sweet/project
collected 4 items / 1 deselected / 3 selected
```

(continues on next page)

(continued from previous page)

```
test_module.py FFF [100%]

===== FAILURES =====
_____ test_interface_simple _____
test_module.py:4: in test_interface_simple
    assert 0
E   assert 0

_____ test_interface_complex _____
test_module.py:8: in test_interface_complex
    assert 0
E   assert 0

_____ test_event_simple _____
test_module.py:12: in test_event_simple
    assert 0
E   assert 0

===== short test summary info =====
FAILED test_module.py::test_interface_simple - assert 0
FAILED test_module.py::test_interface_complex - assert 0
FAILED test_module.py::test_event_simple - assert 0
===== 3 failed, 1 deselected in 0.12s =====
```

## 5.1.5 A session-fixture which can look at all collected tests

A session-scoped fixture effectively has access to all collected test items. Here is an example of a fixture function which walks all collected tests and looks if their test class defines a `callme` method and calls it:

```
# content of conftest.py

import pytest

@pytest.fixture(scope="session", autouse=True)
def callattr_ahead_of_alltests(request):
    print("callattr_ahead_of_alltests called")
    seen = {None}
    session = request.node
    for item in session.items:
        cls = item.getparent(pytest.Class)
        if cls not in seen:
            if hasattr(cls.obj, "callme"):
                cls.obj.callme()
            seen.add(cls)
```

test classes may now define a `callme` method which will be called ahead of running any tests:

```
# content of test_module.py

class TestHello:
    @classmethod
    def callme(cls):
        print("callme called!")

    def test_method1(self):
```

(continues on next page)

(continued from previous page)

```

        print("test_method1 called")

    def test_method2(self):
        print("test_method2 called")

class TestOther:
    @classmethod
    def callme(cls):
        print("callme other called")

    def test_other(self):
        print("test other")

# works with unittest as well ...
import unittest

class SomeTest(unittest.TestCase):
    @classmethod
    def callme(self):
        print("SomeTest callme called")

    def test_unit1(self):
        print("test_unit1 method called")

```

If you run this without output capturing:

```

$ pytest -q -s test_module.py
callattr_ahead_of_alltests called
callme called!
callme other called
SomeTest callme called
test_method1 called
.test_method2 called
.test other
.test_unit1 method called
.
4 passed in 0.12s

```

## 5.1.6 Changing standard (Python) test discovery

### Ignore paths during test collection

You can easily ignore certain test directories and modules during collection by passing the `--ignore=path` option on the cli. `pytest` allows multiple `--ignore` options. Example:

```

tests/
|-- example
|   |-- test_example_01.py
|   |-- test_example_02.py
|   '-- test_example_03.py
|-- foobar

```

(continues on next page)

(continued from previous page)

```
| |-- test_foobar_01.py
| |-- test_foobar_02.py
| '-- test_foobar_03.py
'-- hello
    '-- world
        |-- test_world_01.py
        |-- test_world_02.py
        '-- test_world_03.py
```

Now if you invoke `pytest` with `--ignore=tests/foobar/test_foobar_03.py --ignore=tests/hello/`, you will see that `pytest` only collects test-modules, which do not match the patterns specified:

```
===== test session starts =====
platform linux -- Python 3.x.y, pytest-5.x.y, py-1.x.y, pluggy-0.x.y
rootdir: $REGENDOC_TMPDIR, inifile:
collected 5 items

tests/example/test_example_01.py .           [ 20%]
tests/example/test_example_02.py .           [ 40%]
tests/example/test_example_03.py .           [ 60%]
tests/foobar/test_foobar_01.py .             [ 80%]
tests/foobar/test_foobar_02.py .             [100%]

===== 5 passed in 0.02 seconds =====
```

The `--ignore-glob` option allows to ignore test file paths based on Unix shell-style wildcards. If you want to exclude test-modules that end with `_01.py`, execute `pytest` with `--ignore-glob='*_01.py'`.

## Deselect tests during test collection

Tests can individually be deselected during collection by passing the `--deselect=item` option. For example, say `tests/foobar/test_foobar_01.py` contains `test_a` and `test_b`. You can run all of the tests within `tests/` *except* for `tests/foobar/test_foobar_01.py::test_a` by invoking `pytest` with `--deselect tests/foobar/test_foobar_01.py::test_a`. `pytest` allows multiple `--deselect` options.

## Keeping duplicate paths specified from command line

Default behavior of `pytest` is to ignore duplicate paths specified from the command line. Example:

```
pytest path_a path_a

...
collected 1 item
...
```

Just collect tests once.

To collect duplicate tests, use the `--keep-duplicates` option on the cli. Example:

```
pytest --keep-duplicates path_a path_a

...
collected 2 items
...
```

As the collector just works on directories, if you specify twice a single test file, `pytest` will still collect it twice, no matter if the `--keep-duplicates` is not specified. Example:

```
pytest test_a.py test_a.py
...
collected 2 items
...
```

## Changing directory recursion

You can set the `norecursedirs` option in an ini-file, for example your `pytest.ini` in the project root directory:

```
# content of pytest.ini
[pytest]
norecursedirs = .svn _build tmp*
```

This would tell `pytest` to not recurse into typical subversion or sphinx-build directories or into any `tmp` prefixed directory.

## Changing naming conventions

You can configure different naming conventions by setting the `python_files`, `python_classes` and `python_functions` in your *configuration file*. Here is an example:

```
# content of pytest.ini
# Example 1: have pytest look for "check" instead of "test"
[pytest]
python_files = check_*.py
python_classes = Check
python_functions = *_check
```

This would make `pytest` look for tests in files that match the `check_*.py` glob-pattern, `Check` prefixes in classes, and functions and methods that match `*_check`. For example, if we have:

```
# content of check_myapp.py
class CheckMyApp:
    def simple_check(self):
        pass

    def complex_check(self):
        pass
```

The test collection would look like this:

```
$ pytest --collect-only
===== test session starts =====
platform linux -- Python 3.x.y, pytest-8.x.y, pluggy-1.x.y
rootdir: /home/sweet/project
configfile: pytest.ini
collected 2 items

<Dir pythoncollection.rst-195>
  <Module check_myapp.py>
    <Class CheckMyApp>
```

(continues on next page)

(continued from previous page)

```
<Function simple_check>
<Function complex_check>

===== 2 tests collected in 0.12s =====
```

You can check for multiple glob patterns by adding a space between the patterns:

```
# Example 2: have pytest look for files with "test" and "example"
# content of pytest.ini
[pytest]
python_files = test_*.py example_*.py
```

**Note:** the `python_functions` and `python_classes` options has no effect for `unittest.TestCase` test discovery because pytest delegates discovery of test case methods to unittest code.

## Interpreting cmdline arguments as Python packages

You can use the `--pyargs` option to make pytest try interpreting arguments as python package names, deriving their file system path and then running the test. For example if you have `unittest2` installed you can type:

```
pytest --pyargs unittest2.test.test_skipping -q
```

which would run the respective test module. Like with other options, through an ini-file and the `addopts` option you can make this change more permanently:

```
# content of pytest.ini
[pytest]
addopts = --pyargs
```

Now a simple invocation of `pytest NAME` will check if `NAME` exists as an importable package/module and otherwise treat it as a filesystem path.

## Finding out what is collected

You can always peek at the collection tree without running tests like this:

```
. $ pytest --collect-only pythoncollection.py
===== test session starts =====
platform linux -- Python 3.x.y, pytest-8.x.y, pluggy-1.x.y
rootdir: /home/sweet/project
configfile: pytest.ini
collected 3 items

<Dir pythoncollection.rst-195>
  <Dir CWD>
    <Module pythoncollection.py>
      <Function test_function>
      <Class TestClass>
        <Function test_method>
        <Function test_anothermethod>

===== 3 tests collected in 0.12s =====
```

## Customizing test collection

You can easily instruct `pytest` to discover tests from every Python file:

```
# content of pytest.ini
[pytest]
python_files = *.py
```

However, many projects will have a `setup.py` which they don't want to be imported. Moreover, there may files only importable by a specific python version. For such cases you can dynamically define files to be ignored by listing them in a `conftest.py` file:

```
# content of conftest.py
import sys

collect_ignore = ["setup.py"]
if sys.version_info[0] > 2:
    collect_ignore.append("pkg/module_py2.py")
```

and then if you have a module file like this:

```
# content of pkg/module_py2.py
def test_only_on_python2():
    try:
        assert 0
    except Exception, e:
        pass
```

and a `setup.py` dummy file like this:

```
# content of setup.py
0 / 0 # will raise exception if imported
```

If you run with a Python 2 interpreter then you will find the one test and will leave out the `setup.py` file:

```
#$ pytest --collect-only
===== test session starts =====
platform linux2 -- Python 2.7.10, pytest-2.9.1, py-1.4.31, pluggy-0.3.1
rootdir: $REGENDOC_TMPDIR, inifile: pytest.ini
collected 1 items

<Module 'pkg/module_py2.py'>
  <Function 'test_only_on_python2'>

===== 1 tests found in 0.04 seconds =====
```

If you run with a Python 3 interpreter both the one test and the `setup.py` file will be left out:

```
$ pytest --collect-only
===== test session starts =====
platform linux -- Python 3.x.y, pytest-8.x.y, pluggy-1.x.y
rootdir: /home/sweet/project
configfile: pytest.ini
collected 0 items

===== no tests collected in 0.12s =====
```

It's also possible to ignore files based on Unix shell-style wildcards by adding patterns to `collect_ignore_glob`.



The following example `conftest.py` ignores the file `setup.py` and in addition all files that end with `*_py2.py` when executed with a Python 3 interpreter:

```
# content of conftest.py
import sys

collect_ignore = ["setup.py"]
if sys.version_info[0] > 2:
    collect_ignore_glob = ["*_py2.py"]
```

Since Pytest 2.6, users can prevent pytest from discovering classes that start with `Test` by setting a boolean `__test__` attribute to `False`.

```
# Will not be discovered as a test
class TestClass:
    __test__ = False
```

## 5.1.7 Working with non-python tests

### A basic example for specifying tests in Yaml files

Here is an example `conftest.py` (extracted from Ali Afshar's special purpose `pytest-yamlwsgi` plugin). This `conftest.py` will collect `test*.yaml` files and will execute the yaml-formatted content as custom tests:

```
# content of conftest.py
import pytest

def pytest_collect_file(parent, file_path):
    if file_path.suffix == ".yaml" and file_path.name.startswith("test"):
        return YamlFile.from_parent(parent, path=file_path)

class YamlFile(pytest.File):
    def collect(self):
        # We need a yaml parser, e.g. PyYAML.
        import yaml

        raw = yaml.safe_load(self.path.open(encoding="utf-8"))
        for name, spec in sorted(raw.items()):
            yield YamlItem.from_parent(self, name=name, spec=spec)

class YamlItem(pytest.Item):
    def __init__(self, *, spec, **kwargs):
        super().__init__(**kwargs)
        self.spec = spec

    def runtest(self):
        for name, value in sorted(self.spec.items()):
            # Some custom test execution (dumb example follows).
            if name != value:
                raise YamlException(self, name, value)

    def repr_failure(self, excinfo):
        """Called when self.runtest() raises an exception."""
```

(continues on next page)

(continued from previous page)

```

    if isinstance(excinfo.value, YamlException):
        return "\n".join(
            [
                "usecase execution failed",
                "    spec failed: {1!r}: {2!r}".format(*excinfo.value.args),
                "    no further details known at this point.",
            ]
        )
    return super().repr_failure(excinfo)

    def reportinfo(self):
        return self.path, 0, f"usecase: {self.name}"

class YamlException(Exception):
    """Custom exception for error reporting."""

```

You can create a simple example file:

```

# test_simple.yaml
ok:
    sub1: sub1

hello:
    world: world
    some: other

```

and if you installed [PyYAML](#) or a compatible YAML-parser you can now execute the test specification:

```

nonpython $ pytest test_simple.yaml
===== test session starts =====
platform linux -- Python 3.x.y, pytest-8.x.y, pluggy-1.x.y
rootdir: /home/sweet/project/nonpython
collected 2 items

test_simple.yaml F.                                     [100%]

===== FAILURES =====
_____ usecase: hello _____
usecase execution failed
    spec failed: 'some': 'other'
    no further details known at this point.
===== short test summary info =====
FAILED test_simple.yaml::hello
===== 1 failed, 1 passed in 0.12s =====

```

You get one dot for the passing `sub1: sub1` check and one failure. Obviously in the above `conftest.py` you'll want to implement a more interesting interpretation of the `yaml-values`. You can easily write your own domain specific testing language this way.

---

**Note:** `repr_failure(excinfo)` is called for representing test failures. If you create custom collection nodes you can return an error representation string of your choice. It will be reported as a (red) string.

---

`reportinfo()` is used for representing the test location and is also consulted when reporting in `verbose` mode:

```

nonpython $ pytest -v
===== test session starts =====
platform linux -- Python 3.x.y, pytest-8.x.y, pluggy-1.x.y -- $PYTHON_PREFIX/bin/
↳python
cachedir: .pytest_cache
rootdir: /home/sweet/project/nonpython
collecting ... collected 2 items

test_simple.yaml::hello FAILED [ 50%]
test_simple.yaml::ok PASSED [100%]

===== FAILURES =====
_____ usecase: hello _____
usecase execution failed
  spec failed: 'some': 'other'
  no further details known at this point.
===== short test summary info =====
FAILED test_simple.yaml::hello
===== 1 failed, 1 passed in 0.12s =====

```

While developing your custom test collection and execution it's also interesting to just look at the collection tree:

```

nonpython $ pytest --collect-only
===== test session starts =====
platform linux -- Python 3.x.y, pytest-8.x.y, pluggy-1.x.y
rootdir: /home/sweet/project/nonpython
collected 2 items

<Package nonpython>
  <YamlFile test_simple.yaml>
    <YamlItem hello>
    <YamlItem ok>

===== 2 tests collected in 0.12s =====

```

## 5.1.8 Using a custom directory collector

By default, pytest collects directories using `pytest.Package`, for directories with `__init__.py` files, and `pytest.Dir` for other directories. If you want to customize how a directory is collected, you can write your own `pytest.Directory` collector, and use `pytest_collect_directory` to hook it up.

### A basic example for a directory manifest file

Suppose you want to customize how collection is done on a per-directory basis. Here is an example `conftest.py` plugin that allows directories to contain a `manifest.json` file, which defines how the collection should be done for the directory. In this example, only a simple list of files is supported, however you can imagine adding other keys, such as exclusions and globs.

```

# content of conftest.py
import json

import pytest

```

(continues on next page)

(continued from previous page)

```
class ManifestDirectory(pytest.Directory):
    def collect(self):
        # The standard pytest behavior is to loop over all `test_*.py` files and
        # call `pytest_collect_file` on each file. This collector instead reads
        # the `manifest.json` file and only calls `pytest_collect_file` for the
        # files defined there.
        manifest_path = self.path / "manifest.json"
        manifest = json.loads(manifest_path.read_text(encoding="utf-8"))
        ihook = self.ihook
        for file in manifest["files"]:
            yield from ihook.pytest_collect_file(
                file_path=self.path / file, parent=self
            )

@pytest.hookimpl
def pytest_collect_directory(path, parent):
    # Use our custom collector for directories containing a `manifest.json` file.
    if path.joinpath("manifest.json").is_file():
        return ManifestDirectory.from_parent(parent=parent, path=path)
    # Otherwise fallback to the standard behavior.
    return None
```

You can create a `manifest.json` file and some test files:

```
{
  "files": [
    "test_first.py",
    "test_second.py"
  ]
}
```

```
# content of test_first.py
def test_1():
    pass
```

```
# content of test_second.py
def test_2():
    pass
```

```
# content of test_third.py
def test_3():
    pass
```

Now you can execute the test specification:

```
customdirectory $ pytest
===== test session starts =====
platform linux -- Python 3.x.y, pytest-8.x.y, pluggy-1.x.y
rootdir: /home/sweet/project/customdirectory
configfile: pytest.ini
collected 2 items

tests/test_first.py . [ 50%]
tests/test_second.py . [100%]
```

(continues on next page)

(continued from previous page)

```
===== 2 passed in 0.12s =====
```

Notice how `test_three.py` was not executed, because it is not listed in the manifest.

You can verify that your custom collector appears in the collection tree:

```
customdirectory $ pytest --collect-only
===== test session starts =====
platform linux -- Python 3.x.y, pytest-8.x.y, pluggy-1.x.y
rootdir: /home/sweet/project/customdirectory
configfile: pytest.ini
collected 2 items

<Dir customdirectory>
  <ManifestDirectory tests>
    <Module test_first.py>
      <Function test_1>
    <Module test_second.py>
      <Function test_2>

===== 2 tests collected in 0.12s =====
```

## 5.2 Backwards Compatibility Policy

pytest is actively evolving and is a project that has been decades in the making, we keep learning about new and better structures to express different details about testing.

While we implement those modifications we try to ensure an easy transition and don't want to impose unnecessary churn on our users and community/plugin authors.

As of now, pytest considers multiple types of backward compatibility transitions:

- a) trivial: APIs which trivially translate to the new mechanism, and do not cause problematic changes.

We try to support those indefinitely while encouraging users to switch to newer/better mechanisms through documentation.

- b) transitional: the old and new API don't conflict and we can help users transition by using warnings, while supporting both for a prolonged time.

We will only start the removal of deprecated functionality in major releases (e.g. if we deprecate something in 3.0 we will start to remove it in 4.0), and keep it around for at least two minor releases (e.g. if we deprecate something in 3.9 and 4.0 is the next release, we start to remove it in 5.0, not in 4.0).

A deprecated feature scheduled to be removed in major version X will use the warning class `PytestRemovedInXWarning` (a subclass of `PytestDeprecationWarning`).

When the deprecation expires (e.g. 4.0 is released), we won't remove the deprecated functionality immediately, but will use the standard warning filters to turn `PytestRemovedInXWarning` (e.g. `PytestRemovedIn4Warning`) into **errors** by default. This approach makes it explicit that removal is imminent, and still gives you time to turn the deprecated feature into a warning instead of an error so it can be dealt with in your own time. In the next minor release (e.g. 4.1), the feature will be effectively removed.

- c) true breakage: should only be considered when normal transition is unreasonably unsustainable and would offset important development/features by years. In addition, they should be limited to APIs where the number of actual

users is very small (for example only impacting some plugins), and can be coordinated with the community in advance.

Examples for such upcoming changes:

- removal of `pytest_runtest_protocol/nextitem` - [issue #895](#)
- rearranging of the node tree to include `FunctionDefinition`
- rearranging of `SetupState` [issue #895](#)

True breakages must be announced first in an issue containing:

- Detailed description of the change
- Rationale
- Expected impact on users and plugin authors (example in [issue #895](#))

After there's no hard *-I* on the issue it should be followed up by an initial proof-of-concept Pull Request.

This POC serves as both a coordination point to assess impact and potential inspiration to come up with a transitional solution after all.

After a reasonable amount of time the PR can be merged to base a new major release.

For the PR to mature from POC to acceptance, it must contain: \* Setup of deprecation errors/warnings that help users fix and port their code. If it is possible to introduce a deprecation period under the current series, before the true breakage, it should be introduced in a separate PR and be part of the current release stream. \* Detailed description of the rationale and examples on how to port code in `doc/en/deprecations.rst`.

## 5.3 History

### 5.3.1 Focus primary on smooth transition - stance (pre 6.0)

Keeping backwards compatibility has a very high priority in the pytest project. Although we have deprecated functionality over the years, most of it is still supported. All deprecations in pytest were done because simpler or more efficient ways of accomplishing the same tasks have emerged, making the old way of doing things unnecessary.

With the pytest 3.0 release we introduced a clear communication scheme for when we will actually remove the old busted joint and politely ask you to use the new hotness instead, while giving you enough time to adjust your tests or raise concerns if there are valid reasons to keep deprecated functionality around.

To communicate changes we issue deprecation warnings using a custom warning hierarchy (see [Internal pytest warnings](#)). These warnings may be suppressed using the standard means: `-W` command-line flag or `filterwarnings` ini options (see [How to capture warnings](#)), but we suggest to use these sparingly and temporarily, and heed the warnings when possible.

We will only start the removal of deprecated functionality in major releases (e.g. if we deprecate something in 3.0 we will start to remove it in 4.0), and keep it around for at least two minor releases (e.g. if we deprecate something in 3.9 and 4.0 is the next release, we start to remove it in 5.0, not in 4.0).

When the deprecation expires (e.g. 4.0 is released), we won't remove the deprecated functionality immediately, but will use the standard warning filters to turn them into **errors** by default. This approach makes it explicit that removal is imminent, and still gives you time to turn the deprecated feature into a warning instead of an error so it can be dealt with in your own time. In the next minor release (e.g. 4.1), the feature will be effectively removed.

## Deprecation Roadmap

Features currently deprecated and removed in previous releases can be found in [Deprecations and Removals](#).

We track future deprecation and removal of features using milestones and the [deprecation](#) and [removal](#) labels on GitHub.

## 5.4 Python version support

Released pytest versions support all Python versions that are actively maintained at the time of the release:

pytest version	min. Python version
8.0+	3.8+
7.1+	3.7+
6.2 - 7.0	3.6+
5.0 - 6.1	3.5+
3.3 - 4.6	2.7, 3.4+

Status of Python Versions.

## 5.5 Deprecations and Removals

This page lists all pytest features that are currently deprecated or have been removed in past major releases. The objective is to give users a clear rationale why a certain feature has been removed, and what alternatives should be used instead.

- *Deprecated Features*
  - *Support for tests written for nose*
    - \* *setup/teardown*
    - \* *@with\_setup*
  - *The `pytest.Instance` collector*
  - *`fspath` argument for Node constructors replaced with `pathlib.Path`*
  - *Configuring hook specs/impls using markers*
  - *`py.path.local` arguments for hooks replaced with `pathlib.Path`*
  - *Directly constructing internal classes*
  - *Passing `msg=` to `pytest.skip`, `pytest.fail` or `pytest.exit`*
  - *Implementing the `pytest_cmdline_preparse` hook*
  - *Diamond inheritance between `pytest.Collector` and `pytest.Item`*
  - *Constructors of custom Node subclasses should take `**kwargs`*
- *Applying a mark to a fixture function*
  - *Backward compatibilities in `Parser.addoption`*
  - *Using `pytest.warns` (None)*

- *Returning non-None value in test functions*
- *The `--strict` command-line option*
- *The `yield_fixture` function/decorator*
- *Removed Features and Breaking Changes*
  - *Collection changes in pytest 8*
  - *`pytest.Package` is no longer a `pytest.Module` or `pytest.File`*
  - *Collecting `__init__.py` files no longer collects package*
  - *The `pytest.collect` module*
  - *The `pytest_warning_captured` hook*
  - *The `pytest._fillfuncargs` function*
  - *`--no-print-logs` command-line option*
  - *Result log (`--result-log`)*
  - *`pytest_collect_directory` hook*
  - *`TerminalReporter.writer`*
  - *`junit_family` default value change to “xunit2”*
  - *Node Construction changed to `Node.from_parent`*
  - *`pytest.fixture` arguments are keyword only*
  - *`funcargnames` alias for `fixturenames`*
  - *`pytest.config.global`*
  - *“message” parameter of `pytest.raises`*
  - *`raises / warns` with a string as the second argument*
  - *Using Class in custom Collectors*
  - *marks in `pytest.mark.parametrize`*
  - *`pytest_funcarg__` prefix*
  - *[pytest] section in `setup.cfg` files*
  - *`Metafunc.addcall`*
  - *`cached_setup`*
  - *`pytest_plugins` in non-top-level conf test files*
  - *`Config.warn` and `Node.warn`*
  - *`record_xml_property`*
  - *Passing command-line string to `pytest.main()`*
  - *Calling fixtures directly*
  - *`yield tests`*
  - *Internal classes accessed through `Node`*
  - *`Node.get_marker`*



```
- somefunction.markname
- pytest_namespace
```

### 5.5.1 Deprecated Features

Below is a complete list of all pytest features which are considered deprecated. Using those features will issue *PytestWarning* or subclasses, which can be filtered using *standard warning filters*.

#### Support for tests written for nose

Deprecated since version 7.2.

Support for running tests written for *nose* is now deprecated.

*nose* has been in maintenance mode-only for years, and maintaining the plugin is not trivial as it spills over the code base (see [issue #9886](#) for more details).

#### setup/teardown

One thing that might catch users by surprise is that plain `setup` and `teardown` methods are not pytest native, they are in fact part of the *nose* support.

```
class Test:
    def setup(self):
        self.resource = make_resource()

    def teardown(self):
        self.resource.close()

    def test_foo(self): ...

    def test_bar(self): ...
```

Native pytest support uses `setup_method` and `teardown_method` (see *Method and function level setup/teardown*), so the above should be changed to:

```
class Test:
    def setup_method(self):
        self.resource = make_resource()

    def teardown_method(self):
        self.resource.close()

    def test_foo(self): ...

    def test_bar(self): ...
```

This is easy to do in an entire code base by doing a simple find/replace.

## @with\_setup

Code using `@with_setup` such as this:

```
from nose.tools import with_setup

def setup_some_resource(): ...

def teardown_some_resource(): ...

@with_setup(setup_some_resource, teardown_some_resource)
def test_foo(): ...
```

Will also need to be ported to a supported pytest style. One way to do it is using a fixture:

```
import pytest

def setup_some_resource(): ...

def teardown_some_resource(): ...

@pytest.fixture
def some_resource():
    setup_some_resource()
    yield
    teardown_some_resource()

def test_foo(some_resource): ...
```

## The `pytest.Instance` collector

Removed in version 7.0.

The `pytest.Instance` collector type has been removed.

Previously, Python test methods were collected as `Class` -> `Instance` -> `Function`. Now `Class` collects the test methods directly.

Most plugins which reference `Instance` do so in order to ignore or skip it, using a check such as `if isinstance(node, Instance): return`. Such plugins should simply remove consideration of `Instance` on `pytest>=7`. However, to keep such uses working, a dummy type has been instantiated in `pytest.Instance` and `_pytest.python.Instance`, and importing it emits a deprecation warning. This will be removed in pytest 8.

### fspath argument for Node constructors replaced with pathlib.Path

Deprecated since version 7.0.

In order to support the transition from `py.path.local` to `pathlib`, the `fspath` argument to *Node* constructors like `pytest.Function.from_parent()` and `pytest.Class.from_parent()` is now deprecated.

Plugins which construct nodes should pass the `path` argument, of type `pathlib.Path`, instead of the `fspath` argument.

Plugins which implement custom items and collectors are encouraged to replace `fspath` parameters (`py.path.local`) with `path` parameters (`pathlib.Path`), and drop any other usage of the `py` library if possible.

If possible, plugins with custom items should use *cooperative constructors* to avoid hardcoding arguments they only pass on to the superclass.

---

**Note:** The name of the *Node* arguments and attributes (the new attribute being `path`) is **the opposite** of the situation for hooks, *outlined below* (the old argument being `path`).

This is an unfortunate artifact due to historical reasons, which should be resolved in future versions as we slowly get rid of the `py` dependency (see [issue #9283](#) for a longer discussion).

---

Due to the ongoing migration of methods like `reportinfo()` which still is expected to return a `py.path.local` object, nodes still have both `fspath` (`py.path.local`) and `path` (`pathlib.Path`) attributes, no matter what argument was used in the constructor. We expect to deprecate the `fspath` attribute in a future release.

### Configuring hook specs/impls using markers

Before pluggy, pytest's plugin library, was its own package and had a clear API, pytest just used `pytest.mark` to configure hooks.

The `pytest.hookimpl()` and `pytest.hookspec()` decorators have been available since years and should be used instead.

```
@pytest.mark.tryfirst
def pytest_runtest_call(): ...

# or
def pytest_runtest_call(): ...

pytest_runtest_call.tryfirst = True
```

should be changed to:

```
@pytest.hookimpl(tryfirst=True)
def pytest_runtest_call(): ...
```

Changed `hookimpl` attributes:

- `tryfirst`
- `trylast`
- `optionalhook`
- `hookwrapper`

Changed hookwrapper attributes:

- `firstresult`
- `historic`

### `py.path.local` arguments for hooks replaced with `pathlib.Path`

Deprecated since version 7.0.

In order to support the transition from `py.path.local` to `pathlib`, the following hooks now receive additional arguments:

- `pytest_ignore_collect(collection_path: pathlib.Path)` as equivalent to `path`
- `pytest_collect_file(file_path: pathlib.Path)` as equivalent to `path`
- `pytest_pycollect_makemodule(module_path: pathlib.Path)` as equivalent to `path`
- `pytest_report_header(start_path: pathlib.Path)` as equivalent to `startdir`
- `pytest_report_collectionfinish(start_path: pathlib.Path)` as equivalent to `start-dir`

The accompanying `py.path.local` based paths have been deprecated: plugins which manually invoke those hooks should only pass the new `pathlib.Path` arguments, and users should change their hook implementations to use the new `pathlib.Path` arguments.

---

**Note:** The name of the *Node* arguments and attributes, *outlined above* (the new attribute being `path`) is **the opposite** of the situation for hooks (the old argument being `path`).

This is an unfortunate artifact due to historical reasons, which should be resolved in future versions as we slowly get rid of the `py` dependency (see [issue #9283](#) for a longer discussion).

---

### Directly constructing internal classes

Deprecated since version 7.0.

Directly constructing the following classes is now deprecated:

- `_pytest.mark.structures.Mark`
- `_pytest.mark.structures.MarkDecorator`
- `_pytest.mark.structures.MarkGenerator`
- `_pytest.python.Metafunc`
- `_pytest.runner.CallInfo`
- `_pytest._code.ExceptionInfo`
- `_pytest.config.argparsing.Parser`
- `_pytest.config.argparsing.OptionGroup`
- `_pytest.pytester.HookRecorder`

These constructors have always been considered private, but now issue a deprecation warning, which may become a hard error in pytest 8.

### Passing msg= to `pytest.skip`, `pytest.fail` or `pytest.exit`

Deprecated since version 7.0.

Passing the keyword argument `msg` to `pytest.skip()`, `pytest.fail()` or `pytest.exit()` is now deprecated and `reason` should be used instead. This change is to bring consistency between these functions and the `@pytest.mark.skip` and `@pytest.mark.xfail` markers which already accept a `reason` argument.

```
def test_fail_example():
    # old
    pytest.fail(msg="foo")
    # new
    pytest.fail(reason="bar")

def test_skip_example():
    # old
    pytest.skip(msg="foo")
    # new
    pytest.skip(reason="bar")

def test_exit_example():
    # old
    pytest.exit(msg="foo")
    # new
    pytest.exit(reason="bar")
```

### Implementing the `pytest_cmdline_preparse` hook

Deprecated since version 7.0.

Implementing the `pytest_cmdline_preparse` hook has been officially deprecated. Implement the `pytest_load_initial_conftests` hook instead.

```
def pytest_cmdline_preparse(config: Config, args: List[str]) -> None: ...

# becomes:

def pytest_load_initial_conftests(
    early_config: Config, parser: Parser, args: List[str]
) -> None: ...
```

### Diamond inheritance between `pytest.Collector` and `pytest.Item`

Deprecated since version 7.0.

Defining a custom pytest node type which is both an *Item* and a *Collector* (e.g. *File*) now issues a warning. It was never sanely supported and triggers hard to debug errors.

Some plugins providing linting/code analysis have been using this as a hack. Instead, a separate collector node should be used, which collects the item. See *Working with non-python tests* for an example, as well as an [example pr fixing inheritance](#).

## Constructors of custom Node subclasses should take \*\*kwargs

Deprecated since version 7.0.

If custom subclasses of nodes like `pytest.Item` override the `__init__` method, they should take `**kwargs`. Thus,

```
class CustomItem(pytest.Item):
    def __init__(self, name, parent, additional_arg):
        super().__init__(name, parent)
        self.additional_arg = additional_arg
```

should be turned into:

```
class CustomItem(pytest.Item):
    def __init__(self, *, additional_arg, **kwargs):
        super().__init__(**kwargs)
        self.additional_arg = additional_arg
```

to avoid hard-coding the arguments pytest can pass to the superclass. See *Working with non-python tests* for a full example.

For cases without conflicts, no deprecation warning is emitted. For cases with conflicts (such as `pytest.File` now taking `path` instead of `fspath`, as *outlined above*), a deprecation warning is now raised.

## 5.5.2 Applying a mark to a fixture function

Deprecated since version 7.4.

Applying a mark to a fixture function never had any effect, but it is a common user error.

```
@pytest.mark.usefixtures("clean_database")
@pytest.fixture
def user() -> User: ...
```

Users expected in this case that the `usefixtures` mark would have its intended effect of using the `clean_database` fixture when `user` was invoked, when in fact it has no effect at all.

Now pytest will issue a warning when it encounters this problem, and will raise an error in the future versions.

## Backward compatibilities in `Parser.adoption`

Deprecated since version 2.4.

Several behaviors of `Parser.adoption` are now scheduled for removal in pytest 8 (deprecated since pytest 2.4.0):

- `parser.adoption(..., help=".. %default ..")` - use `%(default)s` instead.
- `parser.adoption(..., type="int/string/float/complex")` - use `type=int` etc. instead.

### Using `pytest.warns(None)`

Deprecated since version 7.0.

`pytest.warns(None)` is now deprecated because it was frequently misused. Its correct usage was checking that the code emits at least one warning of any type - like `pytest.warns()` or `pytest.warns(Warning)`.

See *Additional use cases of warnings in tests* for examples.

### Returning non-None value in test functions

Deprecated since version 7.2.

A `pytest.PytestReturnNotNoneWarning` is now emitted if a test function returns something other than `None`.

This prevents a common mistake among beginners that expect that returning a `bool` would cause a test to pass or fail, for example:

```
@pytest.mark.parametrize(
    ["a", "b", "result"],
    [
        [1, 2, 5],
        [2, 3, 8],
        [5, 3, 18],
    ],
)
def test_foo(a, b, result):
    return foo(a, b) == result
```

Given that pytest ignores the return value, this might be surprising that it will never fail.

The proper fix is to change the `return` to an `assert`:

```
@pytest.mark.parametrize(
    ["a", "b", "result"],
    [
        [1, 2, 5],
        [2, 3, 8],
        [5, 3, 18],
    ],
)
def test_foo(a, b, result):
    assert foo(a, b) == result
```

### The `--strict` command-line option

Deprecated since version 6.2.

The `--strict` command-line option has been deprecated in favor of `--strict-markers`, which better conveys what the option does.

We have plans to maybe in the future to reintroduce `--strict` and make it an encompassing flag for all strictness related options (`--strict-markers` and `--strict-config` at the moment, more might be introduced in the future).

## The `yield_fixture` function/decorator

Deprecated since version 6.2.

`pytest.yield_fixture` is a deprecated alias for `pytest.fixture()`.

It has been so for a very long time, so can be search/replaced safely.

## 5.5.3 Removed Features and Breaking Changes

As stated in our [Backwards Compatibility Policy](#) policy, deprecated features are removed only in major releases after an appropriate period of deprecation has passed.

Some breaking changes which could not be deprecated are also listed.

### Collection changes in pytest 8

Added a new `pytest.Directory` base collection node, which all collector nodes for filesystem directories are expected to subclass. This is analogous to the existing `pytest.File` for file nodes.

Changed `pytest.Package` to be a subclass of `pytest.Directory`. A `Package` represents a filesystem directory which is a Python package, i.e. contains an `__init__.py` file.

`pytest.Package` now only collects files in its own directory; previously it collected recursively. Sub-directories are collected as sub-collector nodes, thus creating a collection tree which mirrors the filesystem hierarchy.

`session.name` is now `" "`; previously it was the rootdir directory name. This matches `session.nodeid` which has always been `" "`.

Added a new `pytest.Dir` concrete collection node, a subclass of `pytest.Directory`. This node represents a filesystem directory, which is not a `pytest.Package`, i.e. does not contain an `__init__.py` file. Similarly to `Package`, it only collects the files in its own directory, while collecting sub-directories as sub-collector nodes.

Files and directories are now collected in alphabetical order jointly, unless changed by a plugin. Previously, files were collected before directories.

The collection tree now contains directories/packages up to the `rootdir`, for initial arguments that are found within the rootdir. For files outside the rootdir, only the immediate directory/package is collected – note however that collecting from outside the rootdir is discouraged.

As an example, given the following filesystem tree:

```
myroot/
├── pytest.ini
├── top/
│   ├── aaa
│   │   └── test_aaa.py
│   ├── test_a.py
│   ├── test_b
│   │   ├── __init__.py
│   │   └── test_b.py
│   ├── test_c.py
│   └── zzz
│       ├── __init__.py
│       └── test_zzz.py
```

the collection tree, as shown by `pytest --collect-only top/` but with the otherwise-hidden `Session` node added for clarity, is now the following:



```
<Session>
  <Dir myroot>
    <Dir top>
      <Dir aaa>
        <Module test_aaa.py>
          <Function test_it>
      <Module test_a.py>
        <Function test_it>
      <Package test_b>
        <Module test_b.py>
          <Function test_it>
      <Module test_c.py>
        <Function test_it>
      <Package zzz>
        <Module test_zzz.py>
          <Function test_it>
```

Previously, it was:

```
<Session>
  <Module top/test_a.py>
    <Function test_it>
  <Module top/test_c.py>
    <Function test_it>
  <Module top/aaa/test_aaa.py>
    <Function test_it>
  <Package test_b>
    <Module test_b.py>
      <Function test_it>
  <Package zzz>
    <Module test_zzz.py>
      <Function test_it>
```

Code/plugins which rely on a specific shape of the collection tree might need to update.

## **pytest.Package is no longer a pytest.Module or pytest.File**

Changed in version 8.0.

The Package collector node designates a Python package, that is, a directory with an `__init__.py` file. Previously Package was a subtype of `pytest.Module` (which represents a single Python module), the module being the `__init__.py` file. This has been deemed a design mistake (see [issue #11137](#) and [issue #7777](#) for details).

The path property of Package nodes now points to the package directory instead of the `__init__.py` file.

Note that a Module node for `__init__.py` (which is not a Package) may still exist, if it is picked up during collection (e.g. if you configured `python_files` to include `__init__.py` files).

### Collecting `__init__.py` files no longer collects package

Removed in version 8.0.

Running `pytest pkg/__init__.py` now collects the `pkg/__init__.py` file (module) only. Previously, it collected the entire `pkg` package, including other test files in the directory, but excluding tests in the `__init__.py` file itself (unless `python_files` was changed to allow `__init__.py` file).

To collect the entire package, specify just the directory: `pytest pkg`.

### The `pytest.collect` module

Deprecated since version 6.0.

Removed in version 7.0.

The `pytest.collect` module is no longer part of the public API, all its names should now be imported from `pytest` directly instead.

### The `pytest_warning_captured` hook

Deprecated since version 6.0.

Removed in version 7.0.

This hook has an `item` parameter which cannot be serialized by `pytest-xdist`.

Use the `pytest_warning_recorded` hook instead, which replaces the `item` parameter by a `nodeid` parameter.

### The `pytest._fillfuncargs` function

Deprecated since version 6.0.

Removed in version 7.0.

This function was kept for backward compatibility with an older plugin.

It's functionality is not meant to be used directly, but if you must replace it, use `function._request._fillfixtures()` instead, though note this is not a public API and may break in the future.

### `--no-print-logs` command-line option

Deprecated since version 5.4.

Removed in version 6.0.

The `--no-print-logs` option and `log_print` ini setting are removed. If you used them, please use `--show-capture` instead.

A `--show-capture` command-line option was added in `pytest 3.5.0` which allows to specify how to display captured output when tests fail: `no`, `stdout`, `stderr`, `log` or `all` (the default).

## Result log (`--result-log`)

Deprecated since version 4.0.

Removed in version 6.0.

The `--result-log` option produces a stream of test reports which can be analysed at runtime, but it uses a custom format which requires users to implement their own parser.

The `pytest-reportlog` plugin provides a `--report-log` option, a more standard and extensible alternative, producing one JSON object per-line, and should cover the same use cases. Please try it out and provide feedback.

The `pytest-reportlog` plugin might even be merged into the core at some point, depending on the plans for the plugins and number of users using it.

## `pytest_collect_directory` hook

Removed in version 6.0.

The `pytest_collect_directory` hook has not worked properly for years (it was called but the results were ignored). Users may consider using `pytest_collection_modifyitems` instead.

## `TerminalReporter.writer`

Removed in version 6.0.

The `TerminalReporter.writer` attribute has been deprecated and should no longer be used. This was inadvertently exposed as part of the public API of that plugin and ties it too much with `py.io.TerminalWriter`.

Plugins that used `TerminalReporter.writer` directly should instead use `TerminalReporter` methods that provide the same functionality.

## `junit_family` default value change to “xunit2”

Changed in version 6.0.

The default value of `junit_family` option will change to `xunit2` in pytest 6.0, which is an update of the old `xunit1` format and is supported by default in modern tools that manipulate this type of file (for example, Jenkins, Azure Pipelines, etc.).

Users are recommended to try the new `xunit2` format and see if their tooling that consumes the JUnit XML file supports it.

To use the new format, update your `pytest.ini`:

```
[pytest]
junit_family=xunit2
```

If you discover that your tooling does not support the new format, and want to keep using the legacy version, set the option to `legacy` instead:

```
[pytest]
junit_family=legacy
```

By using `legacy` you will keep using the legacy/xunit1 format when upgrading to pytest 6.0, where the default format will be `xunit2`.

In order to let users know about the transition, pytest will issue a warning in case the `--junit-xml` option is given in the command line but `junit_family` is not explicitly configured in `pytest.ini`.

Services known to support the `xunit2` format:

- Jenkins with the JUnit plugin.
- Azure Pipelines.

## Node Construction changed to `Node.from_parent`

Changed in version 6.0.

The construction of nodes now should use the named constructor `from_parent`. This limitation in api surface intends to enable better/simpler refactoring of the collection tree.

This means that instead of `MyItem(name="foo", parent=collector, obj=42)` one now has to invoke `MyItem.from_parent(collector, name="foo")`.

Plugins that wish to support older versions of pytest and suppress the warning can use `hasattr` to check if `from_parent` exists in that version:

```
def pytest_pycollect_makeitem(collector, name, obj):
    if hasattr(MyItem, "from_parent"):
        item = MyItem.from_parent(collector, name="foo")
        item.obj = 42
        return item
    else:
        return MyItem(name="foo", parent=collector, obj=42)
```

Note that `from_parent` should only be called with keyword arguments for the parameters.

## `pytest.fixture` arguments are keyword only

Removed in version 6.0.

Passing arguments to `pytest.fixture()` as positional arguments has been removed - pass them by keyword instead.

## `funcargnames` alias for `fixturenames`

Removed in version 6.0.

The `FixtureRequest`, `Metafunc`, and `Function` classes track the names of their associated fixtures, with the aptly-named `fixturenames` attribute.

Prior to pytest 2.3, this attribute was named `funcargnames`, and we have kept that as an alias since. It is finally due for removal, as it is often confusing in places where we or plugin authors must distinguish between fixture names and names supplied by non-fixture things such as `pytest.mark.parametrize`.

### `pytest.config.global`

Removed in version 5.0.

The `pytest.config.global` object is deprecated. Instead use `request.config` (via the `request` fixture) or if you are a plugin author use the `pytest_configure(config)` hook. Note that many hooks can also access the `config` object indirectly, through `session.config` or `item.config` for example.

### "message" parameter of `pytest.raises`

Removed in version 5.0.

It is a common mistake to think this parameter will match the exception message, while in fact it only serves to provide a custom message in case the `pytest.raises` check fails. To prevent users from making this mistake, and because it is believed to be little used, `pytest` is deprecating it without providing an alternative for the moment.

If you have a valid use case for this parameter, consider that to obtain the same results you can just call `pytest.fail` manually at the end of the `with` statement.

For example:

```
with pytest.raises(TimeoutError, message="Client got unexpected message"):
    wait_for(websocket.recv(), 0.5)
```

Becomes:

```
with pytest.raises(TimeoutError):
    wait_for(websocket.recv(), 0.5)
    pytest.fail("Client got unexpected message")
```

If you still have concerns about this deprecation and future removal, please comment on [issue #3974](#).

### `raises` / `warns` with a string as the second argument

Removed in version 5.0.

Use the context manager form of these instead. When necessary, invoke `exec` directly.

Example:

```
pytest.raises(ZeroDivisionError, "1 / 0")
pytest.raises(SyntaxError, "a $ b")

pytest.warns(DeprecationWarning, "my_function()")
pytest.warns(SyntaxWarning, "assert(1, 2)")
```

Becomes:

```
with pytest.raises(ZeroDivisionError):
    1 / 0
with pytest.raises(SyntaxError):
    exec("a $ b") # exec is required for invalid syntax

with pytest.warns(DeprecationWarning):
    my_function()
with pytest.warns(SyntaxWarning):
    exec("assert(1, 2)") # exec is used to avoid a top-level warning
```

## Using Class in custom Collectors

Removed in version 4.0.

Using objects named "Class" as a way to customize the type of nodes that are collected in Collector subclasses has been deprecated. Users instead should use `pytest_pycollect_makeitem` to customize node types during collection.

This issue should affect only advanced plugins who create new collection types, so if you see this warning message please contact the authors so they can change the code.

## marks in pytest.mark.parametrize

Removed in version 4.0.

Applying marks to values of a `pytest.mark.parametrize` call is now deprecated. For example:

```
@pytest.mark.parametrize(
    "a, b",
    [
        (3, 9),
        pytest.mark.xfail(reason="flaky")(6, 36),
        (10, 100),
        (20, 200),
        (40, 400),
        (50, 500),
    ],
)
def test_foo(a, b): ...
```

This code applies the `pytest.mark.xfail(reason="flaky")` mark to the (6, 36) value of the above parametrization call.

This was considered hard to read and understand, and also its implementation presented problems to the code preventing further internal improvements in the marks architecture.

To update the code, use `pytest.param`:

```
@pytest.mark.parametrize(
    "a, b",
    [
        (3, 9),
        pytest.param(6, 36, marks=pytest.mark.xfail(reason="flaky")),
        (10, 100),
        (20, 200),
        (40, 400),
        (50, 500),
    ],
)
def test_foo(a, b): ...
```

### pytest\_funcarg\_\_ prefix

Removed in version 4.0.

In very early pytest versions fixtures could be defined using the `pytest_funcarg__` prefix:

```
def pytest_funcarg__data():
    return SomeData()
```

Switch over to the `@pytest.fixture` decorator:

```
@pytest.fixture
def data():
    return SomeData()
```

### [pytest] section in setup.cfg files

Removed in version 4.0.

[pytest] sections in `setup.cfg` files should now be named `[tool:pytest]` to avoid conflicts with other distutils commands.

### Metafunc.addcall

Removed in version 4.0.

`Metafunc.addcall` was a precursor to the current parametrized mechanism. Users should use `pytest.Metafunc.parametrize()` instead.

Example:

```
def pytest_generate_tests(metafunc):
    metafunc.addcall({"i": 1}, id="1")
    metafunc.addcall({"i": 2}, id="2")
```

Becomes:

```
def pytest_generate_tests(metafunc):
    metafunc.parametrize("i", [1, 2], ids=["1", "2"])
```

### cached\_setup

Removed in version 4.0.

`request.cached_setup` was the precursor of the setup/teardown mechanism available to fixtures.

Example:

```
@pytest.fixture
def db_session():
    return request.cached_setup(
        setup=Session.create, teardown=lambda session: session.close(), scope="module"
    )
```

This should be updated to make use of standard fixture mechanisms:

```
@pytest.fixture(scope="module")
def db_session():
    session = Session.create()
    yield session
    session.close()
```

You can consult funcarg comparison section in the docs for more information.

## pytest\_plugins in non-top-level conftest files

Removed in version 4.0.

Defining `pytest_plugins` is now deprecated in non-top-level `conftest.py` files because they will activate referenced plugins *globally*, which is surprising because for all other pytest features `conftest.py` files are only *active* for tests at or below it.

## Config.warn and Node.warn

Removed in version 4.0.

Those methods were part of the internal pytest warnings system, but since 3.8 pytest is using the builtin warning system for its own warnings, so those two functions are now deprecated.

`Config.warn` should be replaced by calls to the standard `warnings.warn`, example:

```
config.warn("CI", "some warning")
```

Becomes:

```
warnings.warn(pytest.PytestWarning("some warning"))
```

`Node.warn` now supports two signatures:

- `node.warn(PytestWarning("some message"))`: is now the **recommended** way to call this function. The warning instance must be a `PytestWarning` or subclass.
- `node.warn("CI", "some message")`: this code/message form has been **removed** and should be converted to the warning instance form above.

## record\_xml\_property

Removed in version 4.0.

The `record_xml_property` fixture is now deprecated in favor of the more generic `record_property`, which can be used by other consumers (for example `pytest-html`) to obtain custom information about the test run.

This is just a matter of renaming the fixture as the API is the same:

```
def test_foo(record_xml_property): ...
```

Change to:

```
def test_foo(record_property): ...
```



## Passing command-line string to `pytest.main()`

Removed in version 4.0.

Passing a command-line string to `pytest.main()` is deprecated:

```
pytest.main("-v -s")
```

Pass a list instead:

```
pytest.main(["-v", "-s"])
```

By passing a string, users expect that pytest will interpret that command-line using the shell rules they are working on (for example `bash` or `Powershell`), but this is very hard/impossible to do in a portable way.

## Calling fixtures directly

Removed in version 4.0.

Calling a fixture function directly, as opposed to request them in a test function, is deprecated.

For example:

```
@pytest.fixture
def cell():
    return ...

@pytest.fixture
def full_cell():
    cell = cell()
    cell.make_full()
    return cell
```

This is a great source of confusion to new users, which will often call the fixture functions and request them from test functions interchangeably, which breaks the fixture resolution model.

In those cases just request the function directly in the dependent fixture:

```
@pytest.fixture
def cell():
    return ...

@pytest.fixture
def full_cell(cell):
    cell.make_full()
    return cell
```

Alternatively if the fixture function is called multiple times inside a test (making it hard to apply the above pattern) or if you would like to make minimal changes to the code, you can create a fixture which calls the original function together with the `name` parameter:

```
def cell():
    return ...
```

(continues on next page)

(continued from previous page)

```
@pytest.fixture(name="cell")
def cell_fixture():
    return cell()
```

## yield tests

Removed in version 4.0.

pytest supported `yield`-style tests, where a test function actually `yield` functions and values that are then turned into proper test methods. Example:

```
def check(x, y):
    assert x**x == y

def test_squared():
    yield check, 2, 4
    yield check, 3, 9
```

This would result into two actual test functions being generated.

This form of test function doesn't support fixtures properly, and users should switch to `pytest.mark.parametrize`:

```
@pytest.mark.parametrize("x, y", [(2, 4), (3, 9)])
def test_squared(x, y):
    assert x**x == y
```

## Internal classes accessed through Node

Removed in version 4.0.

Access of `Module`, `Function`, `Class`, `Instance`, `File` and `Item` through `Node` instances now issue this warning:

```
usage of Function.Module is deprecated, please use pytest.Module instead
```

Users should just import `pytest` and access those objects using the `pytest` module.

This has been documented as deprecated for years, but only now we are actually emitting deprecation warnings.

## Node.get\_marker

Removed in version 4.0.

As part of a large [Marker revamp and iteration](#), `_pytest.nodes.Node.get_marker` is removed. See [the documentation](#) on tips on how to update your code.

**somefunction.markname**

Removed in version 4.0.

As part of a large *Marker revamp and iteration* we already deprecated using `MarkInfo` the only correct way to get markers of an element is via `node.iter_markers(name)`.

**pytest\_namespace**

Removed in version 4.0.

This hook is deprecated because it greatly complicates the pytest internals regarding configuration and initialization, making some bug fixes and refactorings impossible.

Example of usage:

```
class MySymbol: ...

def pytest_namespace():
    return {"my_symbol": MySymbol() }
```

Plugin authors relying on this hook should instead require that users now import the plugin modules directly (with an appropriate public API).

As a stopgap measure, plugin authors may still inject their names into pytest's namespace, usually during `pytest_configure`:

```
import pytest

def pytest_configure():
    pytest.my_symbol = MySymbol()
```

## 5.6 Contribution getting started

Contributions are highly welcomed and appreciated. Every little bit of help counts, so do not hesitate!

### Contents

- *Contribution getting started*
  - *Feature requests and feedback*
  - *Report bugs*
  - *Fix bugs*
  - *Implement features*
  - *Write documentation*
  - *Submitting Plugins to pytest-dev*
  - *Preparing Pull Requests*
  - *Joining the Development Team*

- *Backporting bug fixes for the next patch release*
- *Handling stale issues/PRs*
- *Closing Issues*

### 5.6.1 Feature requests and feedback

Do you like pytest? Share some love on Twitter or in your blog posts!

We'd also like to hear about your propositions and suggestions. Feel free to [submit them as issues](#) and:

- Explain in detail how they should work.
- Keep the scope as narrow as possible. This will make it easier to implement.

### 5.6.2 Report bugs

Report bugs for pytest in the [issue tracker](#).

If you are reporting a bug, please include:

- Your operating system name and version.
- Any details about your local setup that might be helpful in troubleshooting, specifically the Python interpreter version, installed libraries, and pytest version.
- Detailed steps to reproduce the bug.

If you can write a demonstration test that currently fails but should pass (xfail), that is a very useful commit to make as well, even if you cannot fix the bug itself.

### 5.6.3 Fix bugs

Look through the [GitHub issues for bugs](#). See also the “[good first issue](#)” issues that are friendly to new contributors.

*Talk* to developers to find out how you can fix specific bugs. To indicate that you are going to work on a particular issue, add a comment to that effect on the specific issue.

Don't forget to check the issue trackers of your favourite plugins, too!

### 5.6.4 Implement features

Look through the [GitHub issues for enhancements](#).

*Talk* to developers to find out how you can implement specific features.

### 5.6.5 Write documentation

Pytest could always use more documentation. What exactly is needed?

- More complementary documentation. Have you perhaps found something unclear?
- Documentation translations. We currently have only English.
- Docstrings. There can never be too many of them.
- Blog posts, articles and such – they’re all very appreciated.

You can also edit documentation files directly in the GitHub web interface, without using a local copy. This can be convenient for small fixes.

---

**Note:** Build the documentation locally with the following command:

```
$ tox -e docs
```

The built documentation should be available in `doc/en/_build/html`, where ‘en’ refers to the documentation language.

---

Pytest has an API reference which in large part is [generated automatically](#) from the docstrings of the documented items. Pytest uses the [Sphinx docstring format](#). For example:

```
def my_function(arg: ArgType) -> Foo:
    """Do important stuff.

    More detailed info here, in separate paragraphs from the subject line.
    Use proper sentences -- start sentences with capital letters and end
    with periods.

    Can include annotated documentation:

    :param short_arg: An argument which determines stuff.
    :param long_arg:
        A long explanation which spans multiple lines, overflows
        like this.
    :returns: The result.
    :raises ValueError:
        Detailed information when this can happen.

    .. versionadded:: 6.0

    Including types into the annotations above is not necessary when
    type-hinting is being used (as in this example).
    """
```

## 5.6.6 Submitting Plugins to pytest-dev

Pytest development of the core, some plugins and support code happens in repositories living under the `pytest-dev` organisations:

- [pytest-dev on GitHub](#)

All `pytest-dev` Contributors team members have write access to all contained repositories. Pytest core and plugins are generally developed using *pull requests* to respective repositories.

The objectives of the `pytest-dev` organisation are:

- Having a central location for popular pytest plugins
- Sharing some of the maintenance responsibility (in case a maintainer no longer wishes to maintain a plugin)

You can submit your plugin by subscribing to the [pytest-dev mail list](#) and writing a mail pointing to your existing pytest plugin repository which must have the following:

- PyPI presence with packaging metadata that contains a `pytest-` prefixed name, version number, authors, short and long description.
- a [tox configuration](#) for running tests using `tox`.
- a README describing how to use the plugin and on which platforms it runs.
- a LICENSE file containing the licensing information, with matching info in its packaging metadata.
- an issue tracker for bug reports and enhancement requests.
- a [changelog](#).

If no contributor strongly objects and two agree, the repository can then be transferred to the `pytest-dev` organisation.

Here's a rundown of how a repository transfer usually proceeds (using a repository named `joedoe/pytest-xyz` as example):

- `joedoe` transfers repository ownership to `pytest-dev` administrator `calvin`.
- `calvin` creates `pytest-xyz-admin` and `pytest-xyz-developers` teams, inviting `joedoe` to both as **maintainer**.
- `calvin` transfers repository to `pytest-dev` and configures team access:
  - `pytest-xyz-admin` **admin** access;
  - `pytest-xyz-developers` **write** access;

The `pytest-dev/Contributors` team has write access to all projects, and every project administrator is in it. We recommend that each plugin has at least three people who have the right to release to PyPI.

Repository owners can rest assured that no `pytest-dev` administrator will ever make releases of your repository or take ownership in any way, except in rare cases where someone becomes unresponsive after months of contact attempts. As stated, the objective is to share maintenance and avoid “plugin-abandon”.

## 5.6.7 Preparing Pull Requests

### Short version

1. Fork the repository.
2. Fetch tags from upstream if necessary (if you cloned only main `git fetch --tags https://github.com/pytest-dev/pytest`).
3. Enable and install `pre-commit` to ensure style-guides and code checks are followed.
4. Follow [PEP-8](#) for naming.
5. Tests are run using `tox`:

```
tox -e linting,py39
```

The test environments above are usually enough to cover most cases locally.

6. Write a changelog entry: `changelog/2574.bugfix.rst`, use issue id number and one of `feature`, `improvement`, `bugfix`, `doc`, `deprecation`, `breaking`, `vendor` or `trivial` for the issue type.
7. Unless your change is a trivial or a documentation fix (e.g., a typo or reword of a small section) please add yourself to the `AUTHORS` file, in alphabetical order.

### Long version

What is a “pull request”? It informs the project’s core developers about the changes you want to review and merge. Pull requests are stored on [GitHub servers](#). Once you send a pull request, we can discuss its potential modifications and even add more commits to it later on. There’s an excellent tutorial on how Pull Requests work in the [GitHub Help Center](#).

Here is a simple overview, with pytest-specific bits:

1. Fork the [pytest GitHub repository](#). It’s fine to use `pytest` as your fork repository name because it will live under your user.
2. Clone your fork locally using `git` and create a branch:

```
$ git clone git@github.com:YOUR_GITHUB_USERNAME/pytest.git
$ cd pytest
$ git fetch --tags https://github.com/pytest-dev/pytest
# now, create your own branch off "main":

$ git checkout -b your-bugfix-branch-name main
```

Given we have “major.minor.micro” version numbers, bug fixes will usually be released in micro releases whereas features will be released in minor releases and incompatible changes in major releases.

You will need the tags to test locally, so be sure you have the tags from the main repository. If you suspect you don’t, set the main repository as upstream and fetch the tags:

```
$ git remote add upstream https://github.com/pytest-dev/pytest
$ git fetch upstream --tags
```

If you need some help with Git, follow this quick start guide: <https://git.wiki.kernel.org/index.php/QuickStart>

3. Install `pre-commit` and its hook on the pytest repo:

```
$ pip install --user pre-commit
$ pre-commit install
```

Afterwards `pre-commit` will run whenever you commit.

<https://pre-commit.com/> is a framework for managing and maintaining multi-language pre-commit hooks to ensure code-style and code formatting is consistent.

#### 4. Install tox

Tox is used to run all the tests and will automatically setup virtualenvs to run the tests in. (will implicitly use <https://virtualenv.pypa.io/en/latest/>):

```
$ pip install tox
```

#### 5. Run all the tests

You need to have Python 3.8 or later available in your system. Now running tests is as simple as issuing this command:

```
$ tox -e linting,py39
```

This command will run tests via the “tox” tool against Python 3.9 and also perform “lint” coding-style checks.

#### 6. You can now edit your local working copy and run the tests again as necessary. Please follow [PEP-8](#) for naming.

You can pass different options to `tox`. For example, to run tests on Python 3.9 and pass options to pytest (e.g. enter `pdb` on failure) to pytest you can do:

```
$ tox -e py39 -- --pdb
```

Or to only run tests in a particular test module on Python 3.9:

```
$ tox -e py39 -- testing/test_config.py
```

When committing, `pre-commit` will re-format the files if necessary.

#### 7. If instead of using `tox` you prefer to run the tests directly, then we suggest to create a virtual environment and use an editable install with the `testing` extra:

```
$ python3 -m venv .venv
$ source .venv/bin/activate # Linux
$ .venv/Scripts/activate.bat # Windows
$ pip install -e ".[testing]"
```

Afterwards, you can edit the files and run pytest normally:

```
$ pytest testing/test_config.py
```

#### 8. Create a new changelog entry in `changelog`. The file should be named `<issueid>.<type>.rst`, where *issueid* is the number of the issue related to the change and *type* is one of `feature`, `improvement`, `bugfix`, `doc`, `deprecation`, `breaking`, `vendor` or `trivial`. You may skip creating the changelog entry if the change doesn’t affect the documented behaviour of pytest.

#### 9. Add yourself to `AUTHORS` file if not there yet, in alphabetical order.

#### 10. Commit and push once your tests pass and you are happy with your change(s):

```
$ git commit -a -m "<commit message>"
$ git push -u
```

#### 11. Finally, submit a pull request through the GitHub website using this data:



```

head-fork: YOUR_GITHUB_USERNAME/pytest
compare: your-branch-name

base-fork: pytest-dev/pytest
base: main

```

## Writing Tests

Writing tests for plugins or for pytest itself is often done using the `pytester` fixture, as a “black-box” test.

For example, to ensure a simple test passes you can write:

```

def test_true_assertion(pytester):
    pytester.makepyfile(
        """
        def test_foo():
            assert True
        """
    )
    result = pytester.runpytest()
    result.assert_outcomes(failed=0, passed=1)

```

Alternatively, it is possible to make checks based on the actual output of the terminal using *glob-like* expressions:

```

def test_true_assertion(pytester):
    pytester.makepyfile(
        """
        def test_foo():
            assert False
        """
    )
    result = pytester.runpytest()
    result.stdout.fnmatch_lines(["*assert False*", "*1 failed*"])

```

When choosing a file where to write a new test, take a look at the existing files and see if there’s one file which looks like a good fit. For example, a regression test about a bug in the `--lf` option should go into `test_cacheprovider.py`, given that this option is implemented in `cacheprovider.py`. If in doubt, go ahead and open a PR with your best guess and we can discuss this over the code.

## 5.6.8 Joining the Development Team

Anyone who has successfully seen through a pull request which did not require any extra work from the development team to merge will themselves gain commit access if they so wish (if we forget to ask please send a friendly reminder). This does not mean there is any change in your contribution workflow: everyone goes through the same pull-request-and-review process and no-one merges their own pull requests unless already approved. It does however mean you can participate in the development process more fully since you can merge pull requests from other contributors yourself after having reviewed them.

### 5.6.9 Backporting bug fixes for the next patch release

Pytest makes a feature release every few weeks or months. In between, patch releases are made to the previous feature release, containing bug fixes only. The bug fixes usually fix regressions, but may be any change that should reach users before the next feature release.

Suppose for example that the latest release was 1.2.3, and you want to include a bug fix in 1.2.4 (check <https://github.com/pytest-dev/pytest/releases> for the actual latest release). The procedure for this is:

1. First, make sure the bug is fixed in the `main` branch, with a regular pull request, as described above. An exception to this is if the bug fix is not applicable to `main` anymore.

Automatic method:

Add a `backport 1.2.x` label to the PR you want to backport. This will create a backport PR against the `1.2.x` branch.

Manual method:

1. `git checkout origin/1.2.x -b backport-XXXX # use the main PR number here`
2. Locate the merge commit on the PR, in the *merged* message, for example:  

```
nicoddemus merged commit 0f8b462 into pytest-dev:main
```
3. `git cherry-pick -x -m1 REVISION # use the revision you found above (0f8b462).`
4. Open a PR targeting `1.2.x`:
  - Prefix the message with `[1.2.x]`.
  - Delete the PR body, it usually contains a duplicate commit message.

#### Who does the backporting

As mentioned above, bugs should first be fixed on `main` (except in rare occasions that a bug only happens in a previous release). So, who should do the backport procedure described above?

1. If the bug was fixed by a core developer, it is the main responsibility of that core developer to do the backport.
2. However, often the merge is done by another maintainer, in which case it is nice of them to do the backport procedure if they have the time.
3. For bugs submitted by non-maintainers, it is expected that a core developer will do the backport, normally the one that merged the PR on `main`.
4. If a non-maintainer notices a bug which is fixed on `main` but has not been backported (due to maintainers forgetting to apply the *needs backport* label, or just plain missing it), they are also welcome to open a PR with the backport. The procedure is simple and really helps with the maintenance of the project.

All the above are not rules, but merely some guidelines/suggestions on what we should expect about backports.

### 5.6.10 Handling stale issues/PRs

Stale issues/PRs are those where pytest contributors have asked for questions/changes and the authors didn't get around to answer/implement them yet after a somewhat long time, or the discussion simply died because people seemed to lose interest.

There are many reasons why people don't answer questions or implement requested changes: they might get busy, lose interest, or just forget about it, but the fact is that this is very common in open source software.

The pytest team really appreciates every issue and pull request, but being a high-volume project with many issues and pull requests being submitted daily, we try to reduce the number of stale issues and PRs by regularly closing them. When an issue/pull request is closed in this manner, it is by no means a dismissal of the topic being tackled by the issue/pull request, but it is just a way for us to clear up the queue and make the maintainers' work more manageable. Submitters can always reopen the issue/pull request in their own time later if it makes sense.

#### When to close

Here are a few general rules the maintainers use deciding when to close issues/PRs because of lack of inactivity:

- Issues labeled `question` or `needs information`: closed after 14 days inactive.
- Issues labeled `proposal`: closed after six months inactive.
- Pull requests: after one month, consider pinging the author, update linked issue, or consider closing. For pull requests which are nearly finished, the team should consider finishing it up and merging it.

The above are **not hard rules**, but merely **guidelines**, and can be (and often are!) reviewed on a case-by-case basis.

#### Closing pull requests

When closing a Pull Request, it needs to be acknowledging the time, effort, and interest demonstrated by the person which submitted it. As mentioned previously, it is not the intent of the team to dismiss a stalled pull request entirely but to merely to clear up our queue, so a message like the one below is warranted when closing a pull request that went stale:

Hi <contributor>,

First of all, we would like to thank you for your time and effort on working on this, the pytest team deeply appreciates it.

We noticed it has been awhile since you have updated this PR, however. pytest is a high activity project, with many issues/PRs being opened daily, so it is hard for us maintainers to track which PRs are ready for merging, for review, or need more attention.

So for those reasons we, think it is best to close the PR for now, but with the only intention to clean up our queue, it is by no means a rejection of your changes. We still encourage you to re-open this PR (it is just a click of a button away) when you are ready to get back to it.

Again we appreciate your time for working on this, and hope you might get back to this at a later time!

<bye>

### 5.6.11 Closing Issues

When a pull request is submitted to fix an issue, add text like `closes #XYZW` to the PR description and/or commits (where `XYZW` is the issue number). See the [GitHub docs](#) for more information.

When an issue is due to user error (e.g. misunderstanding of a functionality), please politely explain to the user why the issue raised is really a non-issue and ask them to close the issue if they have no further questions. If the original requestor is unresponsive, the issue will be handled as described in the section *Handling stale issues/PRs* above.

## 5.7 Development Guide

The contributing guidelines are to be found [here](#). The release procedure for pytest is documented on [GitHub](#).

## 5.8 Sponsor

pytest is maintained by a team of volunteers from all around the world in their free time. While we work on pytest because we love the project and use it daily at our daily jobs, monetary compensation when possible is welcome to justify time away from friends, family and personal time.

Money is also used to fund local sprints, merchandising (stickers to distribute in conferences for example) and every few years a large sprint involving all members.

### 5.8.1 OpenCollective

[Open Collective](#) is an online funding platform for open and transparent communities. It provide tools to raise money and share your finances in full transparency.

It is the platform of choice for individuals and companies that want to make one-time or monthly donations directly to the project.

See more details in the [pytest collective](#).

## 5.9 pytest for enterprise

[Tidelift](#) is working with the maintainers of pytest and thousands of other open source projects to deliver commercial support and maintenance for the open source dependencies you use to build your applications. Save time, reduce risk, and improve code health, while paying the maintainers of the exact dependencies you use.

[Get more details](#)

The Tidelift Subscription is a managed open source subscription for application dependencies covering millions of open source projects across JavaScript, Python, Java, PHP, Ruby, .NET, and more.

Your subscription includes:

- **Security updates**
  - Tidelift’s security response team coordinates patches for new breaking security vulnerabilities and alerts immediately through a private channel, so your software supply chain is always secure.
- **Licensing verification and indemnification**

- Tidelift verifies license information to enable easy policy enforcement and adds intellectual property indemnification to cover creators and users in case something goes wrong. You always have a 100% up-to-date bill of materials for your dependencies to share with your legal team, customers, or partners.

- **Maintenance and code improvement**

- Tidelift ensures the software you rely on keeps working as long as you need it to work. Your managed dependencies are actively maintained and we recruit additional maintainers where required.

- **Package selection and version guidance**

- Tidelift helps you choose the best open source packages from the start—and then guide you through updates to stay on the best releases as new issues arise.

- **Roadmap input**

- Take a seat at the table with the creators behind the software you use. Tidelift’s participating maintainers earn more income as their software is used by more subscribers, so they’re interested in knowing what you need.

- **Tooling and cloud integration**

- Tidelift works with GitHub, GitLab, BitBucket, and every cloud platform (and other deployment targets, too).

The end result? All of the capabilities you expect from commercial-grade software, for the full breadth of open source you use. That means less time grappling with esoteric open source trivia, and more time building your own applications—and your business.

[Request a demo](#)

## 5.10 License

Distributed under the terms of the [MIT](#) license, pytest is free and open source software.

```
The MIT License (MIT)

Copyright (c) 2004 Holger Krekel and others

Permission is hereby granted, free of charge, to any person obtaining a copy of
this software and associated documentation files (the "Software"), to deal in
the Software without restriction, including without limitation the rights to
use, copy, modify, merge, publish, distribute, sublicense, and/or sell copies
of the Software, and to permit persons to whom the Software is furnished to do
so, subject to the following conditions:

The above copyright notice and this permission notice shall be included in all
copies or substantial portions of the Software.

THE SOFTWARE IS PROVIDED "AS IS", WITHOUT WARRANTY OF ANY KIND, EXPRESS OR
IMPLIED, INCLUDING BUT NOT LIMITED TO THE WARRANTIES OF MERCHANTABILITY,
FITNESS FOR A PARTICULAR PURPOSE AND NONINFRINGEMENT. IN NO EVENT SHALL THE
AUTHORS OR COPYRIGHT HOLDERS BE LIABLE FOR ANY CLAIM, DAMAGES OR OTHER
LIABILITY, WHETHER IN AN ACTION OF CONTRACT, TORT OR OTHERWISE, ARISING FROM,
OUT OF OR IN CONNECTION WITH THE SOFTWARE OR THE USE OR OTHER DEALINGS IN THE
SOFTWARE.
```

## 5.11 Contact channels

- [pytest issue tracker](#) to report bugs or suggest features (for version 2.0 and above).
- [pytest discussions](#) at github for general questions.
- [pytest discord server](#) for pytest development visibility and general assistance.
- [pytest on stackoverflow.com](#) to post precise questions with the tag `pytest`. New Questions will usually be seen by pytest users or developers and answered quickly.
- [Testing In Python](#): a mailing list for Python testing tools and discussion.
- [pytest-dev](#) at python.org ([mailing list](#)) pytest specific announcements and discussions.
- [contribution guide](#) for help on submitting pull requests to GitHub.
- [#pytest](#) on [irc.libera.chat](#) IRC channel for random questions (using an IRC client, [via webchat](#), or [via Matrix](#)).
- private mail to Holger.Krekel at gmail com if you want to communicate sensitive issues
- [merlinux.eu](#) offers pytest and tox-related professional teaching and consulting.

## 5.12 History

pytest has a long and interesting history. The [first commit](#) in this repository is from January 2007, and even that commit alone already tells a lot: The repository originally was from the [py](#) library (later split off to pytest), and it originally was a SVN revision, migrated to Mercurial, and finally migrated to git.

However, the commit says “create the new development trunk” and is already quite big: *435 files changed, 58640 insertions(+)*. This is because pytest originally was born as part of [PyPy](#), to make it easier to write tests for it. Here’s how it evolved from there to its own project:

- Late 2002 / early 2003, [PyPy was born](#).
- Like that blog post mentioned, from very early on, there was a big focus on testing. There were various `testsupport` files on top of `unittest.py`, and as early as June 2003, Holger Krekel ([@hpk42](#)) [refactored](#) its test framework to clean things up (`pypy.tool.test`, but still on top of `unittest.py`, with nothing pytest-like yet).
- In December 2003, there was [another iteration](#) at improving their testing situation, by Stefan Schwarzer, called `pypy.tool.newtest`.
- However, it didn’t seem to be around for long, as around June/July 2004, efforts started on a thing called `utest`, offering plain assertions. This seems like the start of something pytest-like, but unfortunately, it’s unclear where the test runner’s code was at the time. The closest thing still around is [this file](#), but that doesn’t seem like a complete test runner at all. What can be seen is that there were [various efforts](#) by Laura Creighton and Samuele Pedroni ([@pedronis](#)) at automatically converting existing tests to the new `utest` framework.
- Around the same time, for Europython 2004, [@hpk42 started a project](#) originally called “std”, intended to be a “complementary standard library” - already laying out the principles behind what later became pytest:
  - current “batteries included” are very useful, but
    - \* some of them are written in a pretty much java-like style, especially the unittest-framework
    - \* [...]
    - \* the best API is one that doesn’t exist

[...]

  - a testing package should require as few boilerplate code as possible and offer much flexibility

- it should provide premium quality tracebacks and debugging aid

[...]

- first of all ... forget about limited “assertXYZ APIs” and use the real thing, e.g.:

```
assert x == y
```

- this works with plain python but you get unhelpful “assertion failed” errors with no information
  - `std.utest` (magic!) actually reinterprets the assertion expression and offers detailed information about underlying values
- In September 2004, the `py-dev` mailinglist gets born, which is now `pytest-dev`, but thankfully with all the original archives still intact.
  - Around September/October 2004, the `std` project was renamed to `py` and `std.utest` became `py.test`. This is also the first time the entire source code, seems to be available, with much of the API still being around today:
    - `py.path.local`, which is being phased out of `pytest` (in favour of `pathlib`) some 16-17 years later
    - The idea of the collection tree, including `Collector`, `FSCollector`, `Directory`, `PyCollector`, `Module`, `Class`
    - Arguments like `-x / --exitfirst`, `-l / --showlocals`, `--fulltrace`, `--pdb`, `-S / --nocapture` (`-s / --capture=off` today), `--collectonly` (`--collect-only` today)
  - In the same month, the `py` library gets split off from `PyPy`
  - It seemed to get rather quiet for a while, and little seemed to happen between October 2004 (removing `py` from `PyPy`) and January 2007 (first commit in the now-`pytest` repository). However, there were various discussions about features/ideas on the mailinglist, and a couple of releases every couple of months:
    - March 2006: `py` 0.8.0-alpha2
    - May 2007: `py` 0.9.0
    - March 2008: `py` 0.9.1 (first release to be found in the `pytest` changelog!)
    - August 2008: `py` 0.9.2
  - In August 2009, `py` 1.0.0 was released, introducing a lot of fundamental features:
    - `funcargs/fixtures`
    - A plugin architecture which still looks very much the same today!
    - Various default plugins, including `monkeypatch`
  - Even back there, the FAQ said:
 

Clearly, [a second standard library] was ambitious and the naming has maybe haunted the project rather than helping it. There may be a project name change and possibly a split up into different projects sometime.

and that finally happened in November 2010, when `pytest` 2.0.0 was released as a package separate from `py` (but still called `py.test`).
  - In August 2016, `pytest` 3.0.0 was released, which adds `pytest` (rather than `py.test`) as the recommended command-line entry point

Due to this history, it’s difficult to answer the question when `pytest` was started. It depends what point should really be seen as the start of it all. One possible interpretation is to pick Europython 2004, i.e. around June/July 2004.

## 5.13 Historical Notes

This page lists features or behavior from previous versions of pytest which have changed over the years. They are kept here as a historical note so users looking at old code can find documentation related to them.

### 5.13.1 Marker revamp and iteration

Changed in version 3.6.

pytest's marker implementation traditionally worked by simply updating the `__dict__` attribute of functions to cumulatively add markers. As a result, markers would unintentionally be passed along class hierarchies in surprising ways. Further, the API for retrieving them was inconsistent, as markers from parameterization would be stored differently than markers applied using the `@pytest.mark` decorator and markers added via `node.add_marker`.

This state of things made it technically next to impossible to use data from markers correctly without having a deep understanding of the internals, leading to subtle and hard to understand bugs in more advanced usages.

Depending on how a marker got declared/changed one would get either a `MarkerInfo` which might contain markers from sibling classes, `MarkDecorators` when marks came from parameterization or from a `node.add_marker` call, discarding prior marks. Also `MarkerInfo` acts like a single mark, when it in fact represents a merged view on multiple marks with the same name.

On top of that markers were not accessible in the same way for modules, classes, and functions/methods. In fact, markers were only accessible in functions, even if they were declared on classes/modules.

A new API to access markers has been introduced in pytest 3.6 in order to solve the problems with the initial design, providing the `_pytest.nodes.Node.iter_markers()` method to iterate over markers in a consistent manner and reworking the internals, which solved a great deal of problems with the initial design.

#### Updating code

The old `Node.get_marker(name)` function is considered deprecated because it returns an internal `MarkerInfo` object which contains the merged name, `*args` and `**kwargs` of all the markers which apply to that node.

In general there are two scenarios on how markers should be handled:

1. Marks overwrite each other. Order matters but you only want to think of your mark as a single item. E.g. `log_level('info')` at a module level can be overwritten by `log_level('debug')` for a specific test.

In this case, use `Node.get_closest_marker(name)`:

```
# replace this:
marker = item.get_marker("log_level")
if marker:
    level = marker.args[0]

# by this:
marker = item.get_closest_marker("log_level")
if marker:
    level = marker.args[0]
```

2. Marks compose in an additive manner. E.g. `skipif(condition)` marks mean you just want to evaluate all of them, order doesn't even matter. You probably want to think of your marks as a set here.

In this case iterate over each mark and handle their `*args` and `**kwargs` individually.



```
# replace this
skipif = item.get_marker("skipif")
if skipif:
    for condition in skipif.args:
        # eval condition
        ...

# by this:
for skipif in item.iter_markers("skipif"):
    condition = skipif.args[0]
    # eval condition
```

If you are unsure or have any questions, please consider opening [an issue](#).

## Related issues

Here is a non-exhaustive list of issues fixed by the new implementation:

- Marks don't pick up nested classes ([issue #199](#)).
- Markers stain on all related classes ([issue #568](#)).
- Combining marks - args and kwargs calculation ([issue #2897](#)).
- `request.node.get_marker('name')` returns `None` for markers applied in classes ([issue #902](#)).
- Marks applied in parametrize are stored as `markdecorator` ([issue #2400](#)).
- Fix marker interaction in a backward incompatible way ([issue #1670](#)).
- Refactor marks to get rid of the current “marks transfer” mechanism ([issue #2363](#)).
- Introduce `FunctionDefinition` node, use it in `generate_tests` ([issue #2522](#)).
- Remove named marker attributes and collect markers in items ([issue #891](#)).
- `skipif` mark from `parametrize` hides module level `skipif` mark ([issue #1540](#)).
- `skipif` + `parametrize` not skipping tests ([issue #1296](#)).
- Marker transfer incompatible with inheritance ([issue #535](#)).

More details can be found in the [original PR](#).

---

**Note:** in a future major release of pytest we will introduce class based markers, at which point markers will no longer be limited to instances of `Mark`.

---

## 5.13.2 cache plugin integrated into the core

The functionality of the `core cache` plugin was previously distributed as a third party plugin named `pytest-cache`. The core plugin is compatible regarding command line options and API usage except that you can only store/receive data between test runs that is json-serializable.

### 5.13.3 funcargs and `pytest_funcarg__`

In versions prior to 2.3 there was no `@pytest.fixture` marker and you had to use a magic `pytest_funcarg__NAME` prefix for the fixture factory. This remains and will remain supported but is not anymore advertised as the primary means of declaring fixture functions.

### 5.13.4 `@pytest.yield_fixture` decorator

Prior to version 2.10, in order to use a `yield` statement to execute teardown code one had to mark a fixture using the `yield_fixture` marker. From 2.10 onward, normal fixtures can use `yield` directly so the `yield_fixture` decorator is no longer needed and considered deprecated.

### 5.13.5 `[pytest]` header in `setup.cfg`

Prior to 3.0, the supported section name was `[pytest]`. Due to how this may collide with some distutils commands, the recommended section name for `setup.cfg` files is now `[tool:pytest]`.

Note that for `pytest.ini` and `tox.ini` files the section name is `[pytest]`.

### 5.13.6 Applying marks to `@pytest.mark.parametrize` parameters

Prior to version 3.1 the supported mechanism for marking values used the syntax:

```
import pytest

@pytest.mark.parametrize(
    "test_input,expected", [
        ("3+5", 8), ("2+4", 6),
        pytest.mark.xfail("6*9", 42)
    ]
)
def test_eval(test_input, expected):
    assert eval(test_input) == expected
```

This was an initial hack to support the feature but soon was demonstrated to be incomplete, broken for passing functions or applying multiple marks with the same name but different parameters.

The old syntax is planned to be removed in pytest-4.0.

### 5.13.7 `@pytest.mark.parametrize` argument names as a tuple

In versions prior to 2.4 one needed to specify the argument names as a tuple. This remains valid but the simpler `"name1, name2, ..."` comma-separated-string syntax is now advertised first because it's easier to write and produces less line noise.

### 5.13.8 setup: is now an “autouse fixture”

During development prior to the pytest-2.3 release the name `pytest.setup` was used but before the release it was renamed and moved to become part of the general fixture mechanism, namely *Autouse fixtures (fixtures you don't have to request)*

### 5.13.9 Conditions as strings instead of booleans

Prior to pytest-2.4 the only way to specify skipif/xfail conditions was to use strings:

```
import sys

@pytest.mark.skipif("sys.version_info >= (3,3)")
def test_function(): ...
```

During test function setup the skipif condition is evaluated by calling `eval('sys.version_info >= (3,0)', namespace)`. The namespace contains all the module globals, and `os` and `sys` as a minimum.

Since pytest-2.4 *boolean conditions* are considered preferable because markers can then be freely imported between test modules. With strings you need to import not only the marker but all variables used by the marker, which violates encapsulation.

The reason for specifying the condition as a string was that `pytest` can report a summary of skip conditions based purely on the condition string. With conditions as booleans you are required to specify a *reason* string.

Note that string conditions will remain fully supported and you are free to use them if you have no need for cross-importing markers.

The evaluation of a condition string in `pytest.mark.skipif(conditionstring)` or `pytest.mark.xfail(conditionstring)` takes place in a namespace dictionary which is constructed as follows:

- the namespace is initialized by putting the `sys` and `os` modules and the `pytest` `config` object into it.
- updated with the module globals of the test function for which the expression is applied.

The `pytest` `config` object allows you to skip based on a test configuration value which you might have added:

```
@pytest.mark.skipif("not config.getvalue('db')")
def test_function(): ...
```

The equivalent with “boolean conditions” is:

```
@pytest.mark.skipif(not pytest.config.getvalue("db"), reason="--db was not specified")
def test_function():
    pass
```

**Note:** You cannot use `pytest.config.getvalue()` in code imported before `pytest`'s argument parsing takes place. For example, `conftest.py` files are imported before command line parsing and thus `config.getvalue()` will not execute correctly.

### 5.13.10 `pytest.set_trace()`

Previous to version 2.4 to set a break point in code one needed to use `pytest.set_trace()`:

```
import pytest

def test_function():
    ...
    pytest.set_trace()  # invoke PDB debugger and tracing
```

This is no longer needed and one can use the native `import pdb; pdb.set_trace()` call directly.

For more details see breakpoints.

### 5.13.11 “compat” properties

Access of `Module`, `Function`, `Class`, `Instance`, `File` and `Item` through `Node` instances have long been documented as deprecated, but started to emit warnings from `pytest 3.9` and onward.

Users should just `import pytest` and access those objects using the `pytest` module.

## 5.14 Talks and Tutorials

### 5.14.1 Books

- [pytest Quick Start Guide](#), by Bruno Oliveira (2018).
- [Python Testing with pytest](#), by Brian Okken (2017).
- [Python Testing with pytest, Second Edition](#), by Brian Okken (2022).

### 5.14.2 Talks and blog postings

- [Training: pytest - simple, rapid and fun testing with Python](#), Florian Bruhin, PyConDE 2022
- [pytest: Simple, rapid and fun testing with Python](#), (@ 4:22:32), Florian Bruhin, WeAreDevelopers World Congress 2021
- [Webinar: pytest: Test Driven Development für Python \(German\)](#), Florian Bruhin, via [mylearning.ch](#), 2020
- [Webinar: Simplify Your Tests with Fixtures](#), Oliver Bestwaller, via [JetBrains](#), 2020
- [Training: Introduction to pytest - simple, rapid and fun testing with Python](#), Florian Bruhin, PyConDE 2019
- [Abridged metaprogramming classics - this episode: pytest](#), Oliver Bestwaller, PyConDE 2019 ([repository](#), [recording](#))
- [Testing PySide/PyQt code easily using the pytest framework](#), Florian Bruhin, Qt World Summit 2019 ([slides](#), [recording](#))
- [pytest: recommendations, basic packages for testing in Python and Django](#), Andreu Vallbona, PyBCN June 2019.
- [pytest: recommendations, basic packages for testing in Python and Django](#), Andreu Vallbona, PyconES 2017 ([slides in english](#), [video in spanish](#))
- [pytest advanced](#), Andrew Svetlov (Russian, [PyCon Russia](#), 2016).

- Pythonic testing, Igor Starikov (Russian, PyNsk, November 2016).
- pytest - Rapid Simple Testing, Florian Bruhin, Swiss Python Summit 2016.
- Improve your testing with Pytest and Mock, Gabe Hollombe, PyCon SG 2015.
- Introduction to pytest, Andreas Pelme, EuroPython 2014.
- Advanced Uses of py.test Fixtures, Floris Bruynooghe, EuroPython 2014.
- Why i use py.test and maybe you should too, Andy Todd, Pycon AU 2013
- 3-part blog series about pytest from @pydanny alias Daniel Greenfeld (January 2014)
- pytest: helps you write better Django apps, Andreas Pelme, DjangoCon Europe 2014.
- Testing Django Applications with pytest, Andreas Pelme, EuroPython 2013.
- Testes pythonics com py.test, Vinicius Belchior Assef Neto, Plone Conf 2013, Brazil.
- Introduction to py.test fixtures, FOSDEM 2013, Floris Bruynooghe.
- pytest feature and release highlights, Holger Krekel (GERMAN, October 2013)
- pytest introduction from Brian Okken (January 2013)
- pycon australia 2012 pytest talk from Brianna Laughner ([video](#), [slides](#), [code](#))
- pycon 2012 US talk video from Holger Krekel
- [monkey patching done right](#) (blog post, consult [monkeypatch](#) plugin for up-to-date API)

Test parametrization:

- [generating parametrized tests with fixtures](#).
- [test generators and cached setup](#)
- [parametrizing tests, generalized](#) (blog post)
- [putting test-hooks into local or global plugins](#) (blog post)

Assertion introspection:

- (07/2011) [Behind the scenes of pytest's new assertion rewriting](#)

Distributed testing:

- [simultaneously test your code on all platforms](#) (blog entry)

Plugin specific examples:

- [skipping slow tests by default in pytest](#) (blog entry)
- [many examples in the docs for plugins](#)



## Symbols

\_\_contains\_\_() (*Stash method*), 328  
 \_\_delitem\_\_() (*Stash method*), 328  
 \_\_getitem\_\_() (*Stash method*), 328  
 \_\_len\_\_() (*Stash method*), 328  
 \_\_setitem\_\_() (*Stash method*), 328  
 \_\_str\_\_() (*LineMatcher method*), 270

## A

add\_cleanup() (*Config method*), 310  
 add\_hookcall\_monitoring() (*PytestPluginManager method*), 322  
 add\_hookspecs() (*PytestPluginManager method*), 322  
 add\_marker() (*Node method*), 295  
 add\_report\_section() (*Item method*), 298  
 addfinalizer() (*FixtureRequest method*), 274  
 addfinalizer() (*Node method*), 295  
 addini() (*Parser method*), 320  
 addinvalue\_line() (*Config method*), 310  
 adoption() (*OptionGroup method*), 321  
 adoption() (*Parser method*), 320  
 addopts  
     configuration value, 332  
 applymarker() (*FixtureRequest method*), 274  
 approx() (*in module pytest*), 241  
 ARGS (*Config.ArgsSource attribute*), 309  
 args (*Config.InvocationParams attribute*), 309  
 args (*Mark attribute*), 318  
 args (*MarkDecorator property*), 317  
 assert\_outcomes() (*RunResult method*), 270  
 at\_level() (*LogCaptureFixture method*), 257

## B

built-in function  
     pytest.hookimpl(), 280  
     pytest.hookspec(), 280  
     pytest.mark.filterwarnings(), 251  
     pytest.mark.skip(), 251  
     pytest.mark.skipif(), 251  
     pytest.mark.usefixtures(), 252  
     pytest.mark.xfail(), 252

## C

cache  
     fixture, 258  
 Cache (*class in pytest*), 258  
 cache\_dir  
     configuration value, 333  
 CallInfo (*class in pytest*), 306  
 capfd  
     fixture, 254  
 capfd() (*in module \_pytest.capture*), 255  
 capfdbinary  
     fixture, 255  
 capfdbinary() (*in module \_pytest.capture*), 255  
 caplog  
     fixture, 255  
 caplog (*CollectReport property*), 307  
 caplog (*TestReport property*), 325  
 caplog() (*in module \_pytest.logging*), 255  
 capstderr (*CollectReport property*), 307  
 capstderr (*TestReport property*), 326  
 capstdout (*CollectReport property*), 307  
 capstdout (*TestReport property*), 326  
 capsys  
     fixture, 257  
 capsys() (*in module \_pytest.capture*), 257  
 capsysbinary  
     fixture, 258  
 capsysbinary() (*in module \_pytest.capture*), 258  
 CaptureFixture (*class in pytest*), 257  
 category (*TestShortLogReport attribute*), 327  
 chdir() (*MonkeyPatch method*), 261  
 chdir() (*Pytester method*), 263  
 check\_pending() (*PytestPluginManager method*), 322  
 Class (*class in pytest*), 303  
 clear() (*LogCaptureFixture method*), 256  
 clear() (*WarningsRecorder method*), 273  
 cls (*FixtureRequest property*), 274  
 cls (*Metafunc attribute*), 318  
 collect() (*Class method*), 303  
 collect() (*Collector method*), 296  
 collect() (*Dir method*), 312

- `collect()` (*Module method*), 302
- `collect()` (*Package method*), 301
- `collect()` (*Session method*), 301
- `collect_by_name()` (*Pytester method*), 268
- `collect_ignore`
  - global variable interpreted by `pytest`, 329
- `collect_ignore_glob`
  - global variable interpreted by `pytest`, 329
- `Collector` (*class in `pytest`*), 296
- `Collector.CollectError`, 296
- `CollectReport` (*class in `pytest`*), 307
- `combined_with()` (*Mark method*), 318
- `config` (*Class attribute*), 303
- `Config` (*class in `pytest`*), 308
- `config` (*Collector attribute*), 296
- `config` (*Dir attribute*), 312
- `config` (*Directory attribute*), 313
- `config` (*File attribute*), 299
- `config` (*FixtureRequest property*), 274
- `config` (*FSCollector attribute*), 300
- `config` (*Function attribute*), 305
- `config` (*FunctionDefinition attribute*), 305
- `config` (*Item attribute*), 297
- `config` (*Metafunc attribute*), 318
- `config` (*Module attribute*), 302
- `config` (*Node attribute*), 294
- `config` (*Package attribute*), 301
- `config` (*Session attribute*), 301
- `Config.ArgsSource` (*class in `pytest`*), 309
- `Config.InvocationParams` (*class in `pytest`*), 308
- configuration value
  - `addopts`, 332
  - `cache_dir`, 333
  - `console_output_style`, 333
  - `doctest_encoding`, 333
  - `doctest_optionflags`, 333
  - `empty_parameter_set_mark`, 333
  - `faulthandler_timeout`, 334
  - `filterwarnings`, 334
  - `junit_duration_report`, 334
  - `junit_family`, 334
  - `junit_log_passing_tests`, 335
  - `junit_logging`, 334
  - `junit_suite_name`, 335
  - `log_auto_indent`, 335
  - `log_cli`, 335
  - `log_cli_date_format`, 335
  - `log_cli_format`, 336
  - `log_cli_level`, 336
  - `log_date_format`, 336
  - `log_file`, 336
  - `log_file_date_format`, 336

- `log_file_format`, 336
- `log_file_level`, 336
- `log_format`, 337
- `log_level`, 337
- `markers`, 337
- `minversion`, 337
- `norecursedirs`, 337
- `python_classes`, 338
- `python_files`, 338
- `python_functions`, 338
- `pythonpath`, 339
- `required_plugins`, 339
- `testpaths`, 339
- `tmp_path_retention_count`, 339
- `tmp_path_retention_policy`, 339
- `usefixtures`, 340
- `verbosity_assertions`, 340
- `xfail_strict`, 340
- `console_output_style`
  - configuration value, 333
- `context()` (*MonkeyPatch class method*), 260
- `copy_example()` (*Pytester method*), 265
- `count_towards_summary` (*CollectReport property*), 308
- `count_towards_summary` (*TestReport property*), 326

## D

- `definition` (*Metafunc attribute*), 318
- `delattr()` (*MonkeyPatch method*), 261
- `delenv()` (*MonkeyPatch method*), 261
- `delitem()` (*MonkeyPatch method*), 261
- `deprecated_call()` (*in module `pytest`*), 249
- `Dir` (*class in `pytest`*), 311
- `dir` (*Config.InvocationParams attribute*), 309
- `Directory` (*class in `pytest`*), 312
- `disabled()` (*CaptureFixture method*), 257
- `doctest_encoding`
  - configuration value, 333
- `doctest_namespace`
  - fixture, 259
- `doctest_namespace()` (*in module `_pytest.doctest`*), 259
- `doctest_optionflags`
  - configuration value, 333
- `duration` (*CallInfo attribute*), 306
- `duration` (*RunResult attribute*), 269
- `duration` (*TestReport attribute*), 325

## E

- `empty_parameter_set_mark`
  - configuration value, 333
- `enable_tracing()` (*PytestPluginManager method*), 322
- environment variable



- BUILD\_NUMBER, 329
  - CI, 329
  - FORCE\_COLOR, 330
  - NO\_COLOR, 330
  - PY\_COLORS, 330
  - PYTEST\_ADDOPTS, 330
  - PYTEST\_CURRENT\_TEST, 330, 355, 390
  - PYTEST\_DEBUG, 330
  - PYTEST\_DISABLE\_PLUGIN\_AUTOLOAD, 330
  - PYTEST\_PLUGINS, 95, 330
  - PYTEST\_THEME, 237, 330
  - PYTEST\_THEME\_MODE, 237, 330
  - python:PYTHONWARNINGS, 82
  - PYTHONPATH, 339
  - PYTHONTRACEMALLOC, 86
  - errisinstance() (*ExceptionInfo* method), 314
  - errlines (*RunResult* attribute), 269
  - ExceptionInfo (class in *pytest*), 313
  - excinfo (*CallInfo* attribute), 306
  - exonly() (*ExceptionInfo* method), 314
  - exit() (in module *pytest*), 245
  - ExitCode (class in *pytest*), 316
  - extra\_keyword\_matches (Class attribute), 303
  - extra\_keyword\_matches (Collector attribute), 297
  - extra\_keyword\_matches (Dir attribute), 312
  - extra\_keyword\_matches (Directory attribute), 313
  - extra\_keyword\_matches (File attribute), 299
  - extra\_keyword\_matches (FSCollector attribute), 300
  - extra\_keyword\_matches (Function attribute), 305
  - extra\_keyword\_matches (FunctionDefinition attribute), 306
  - extra\_keyword\_matches (Item attribute), 298
  - extra\_keyword\_matches (Module attribute), 303
  - extra\_keyword\_matches (Node attribute), 294
  - extra\_keyword\_matches (Package attribute), 302
- ## F
- fail() (in module *pytest*), 244
  - failed (*CollectReport* property), 308
  - failed (*TestReport* property), 326
  - faulthandler\_timeout
    - configuration value, 334
  - File (class in *pytest*), 299
  - fill\_unfilled() (*ExceptionInfo* method), 314
  - filtering() (*LogCaptureFixture* method), 257
  - filterwarnings
    - configuration value, 334
  - fixture
    - cache, 258
    - capfd, 254
    - capfdbinary, 255
    - caplog, 255
    - capsys, 257
    - capsysbinary, 258
    - doctest\_namespace, 259
    - monkeypatch, 259
    - pytestconfig, 262
    - pytester, 262
    - record\_property, 272
    - record\_testsuite\_property, 272
    - recwarn, 272
    - request, 273
    - testdir, 275
    - tmp\_path, 277
    - tmp\_path\_factory, 278
    - tmpdir, 278
    - tmpdir\_factory, 279
  - fixture() (in module *pytest*), 254
  - FixtureDef (class in *pytest*), 316
  - FixtureLookupError, 331
  - fixturename (*FixtureRequest* attribute), 273
  - fixturenames (*FixtureRequest* property), 273
  - fixturenames (*Metafunc* attribute), 318
  - FixtureRequest (class in *pytest*), 273
  - fnmatch\_lines() (*LineMatcher* method), 270
  - fnmatch\_lines\_random() (*LineMatcher* method), 270
  - for\_later() (*ExceptionInfo* class method), 314
  - freeze\_includes() (in module *pytest*), 250
  - from\_call() (*CallInfo* class method), 307
  - from\_current() (*ExceptionInfo* class method), 313
  - from\_exc\_info() (*ExceptionInfo* class method), 313
  - from\_exception() (*ExceptionInfo* class method), 313
  - from\_item\_and\_call() (*TestReport* class method), 325
  - from\_parent() (Class class method), 303
  - from\_parent() (Dir class method), 311
  - from\_parent() (FSCollector class method), 299
  - from\_parent() (Function class method), 304
  - from\_parent() (Node class method), 294
  - fromdictargs() (*Config* class method), 310
  - FSCollector (class in *\_pytest.nodes*), 299
  - fspath (Class attribute), 303
  - fspath (Collector attribute), 297
  - fspath (*CollectReport* property), 308
  - fspath (Dir attribute), 312
  - fspath (Directory attribute), 313
  - fspath (File attribute), 299
  - fspath (FSCollector attribute), 300
  - fspath (Function attribute), 305
  - fspath (FunctionDefinition attribute), 306
  - fspath (Item attribute), 297
  - fspath (Module attribute), 302
  - fspath (Node attribute), 293
  - fspath (Package attribute), 302
  - fspath (*TestReport* property), 326
  - Function (class in *pytest*), 304

function (*FixtureRequest* property), 274  
 function (*Function* property), 304  
 function (*Metafunc* attribute), 318  
 FunctionDefinition (class in *\_pytest.python*), 305

## G

genitems() (*Pytester* method), 265  
 get() (*Cache* method), 258  
 get() (*Stash* method), 328  
 get\_canonical\_name() (*PytestPluginManager* method), 323  
 get\_closest\_marker() (*Node* method), 295  
 get\_hookcallers() (*PytestPluginManager* method), 323  
 get\_lines\_after() (*LineMatcher* method), 270  
 get\_name() (*PytestPluginManager* method), 323  
 get\_plugin() (*PytestPluginManager* method), 323  
 get\_plugins() (*PytestPluginManager* method), 323  
 get\_records() (*LogCaptureFixture* method), 256  
 get\_verbosity() (*Config* method), 311  
 getbasetemp() (*TempdirFactory* method), 279  
 getbasetemp() (*TempPathFactory* method), 278  
 getcalls() (*HookRecorder* method), 271  
 getfixturevalue() (*FixtureRequest* method), 274  
 getgroup() (*Parser* method), 320  
 getini() (*Config* method), 310  
 getinifcfg() (*Pytester* method), 264  
 getitem() (*Pytester* method), 267  
 getitems() (*Pytester* method), 267  
 getmodulecol() (*Pytester* method), 267  
 getnode() (*Pytester* method), 265  
 getoption() (*Config* method), 310  
 getparent() (*Node* method), 295  
 getpathnode() (*Pytester* method), 265  
 getplugin() (*PytestPluginManager* method), 322  
 getrepr() (*ExceptionInfo* method), 314  
 getvalue() (*Config* method), 311  
 getvalueorskip() (*Config* method), 311  
 global variable interpreted by pytest  
     collect\_ignore, 329  
     collect\_ignore\_glob, 329  
     pytest\_plugins, 329  
     pytestmark, 329  
 group\_contains() (*ExceptionInfo* method), 315

## H

handler (*LogCaptureFixture* property), 256  
 has\_plugin() (*PytestPluginManager* method), 323  
 hasplugin() (*PytestPluginManager* method), 322  
 head\_line (*CollectReport* property), 308  
 head\_line (*TestReport* property), 326  
 hook  
     pytest\_addhooks, 282  
     pytest\_addoption, 281

pytest\_assertion\_pass, 292  
 pytest\_assertrepr\_compare, 291  
 pytest\_cmdline\_main, 281  
 pytest\_cmdline\_parse, 280  
 pytest\_cmdline\_preparse, 280  
 pytest\_collect\_directory, 284  
 pytest\_collect\_file, 284  
 pytest\_collection, 283  
 pytest\_collection\_modifyitems, 285  
 pytest\_collectreport, 289  
 pytest\_collectstart, 288  
 pytest\_configure, 282  
 pytest\_deselected, 289  
 pytest\_enter\_pdb, 293  
 pytest\_exception\_interact, 292  
 pytest\_fixture\_post\_finalizer, 291  
 pytest\_fixture\_setup, 290  
 pytest\_generate\_tests, 285  
 pytest\_ignore\_collect, 283  
 pytest\_internalerror, 292  
 pytest\_itemcollected, 288  
 pytest\_keyboard\_interrupt, 292  
 pytest\_leave\_pdb, 293  
 pytest\_load\_initial\_conftests, 280  
 pytest\_make\_collect\_report, 288  
 pytest\_make\_parametrize\_id, 285  
 pytest\_markeval\_namespace, 285  
 pytest\_plugin\_registered, 282  
 pytest\_pycollect\_makeitem, 284  
 pytest\_pycollect\_makemodule, 284  
 pytest\_pyfunc\_call, 288  
 pytest\_report\_collectionfinish, 289  
 pytest\_report\_from\_serializable, 290  
 pytest\_report\_header, 289  
 pytest\_report\_teststatus, 290  
 pytest\_report\_to\_serializable, 290  
 pytest\_runtest\_call, 287  
 pytest\_runtest\_logfinish, 287  
 pytest\_runtest\_logreport, 291  
 pytest\_runtest\_logstart, 287  
 pytest\_runtest\_makereport, 288  
 pytest\_runtest\_protocol, 286  
 pytest\_runtest\_setup, 287  
 pytest\_runtest\_teardown, 287  
 pytest\_runtestloop, 286  
 pytest\_sessionfinish, 282  
 pytest\_sessionstart, 282  
 pytest\_terminal\_summary, 290  
 pytest\_unconfigure, 282  
 pytest\_warning\_recorded, 291  
 hook (*PytestPluginManager* attribute), 324  
 HookRecorder (class in *pytest*), 271

## I

ihook (*Node property*), 294  
import\_plugin() (*PytestPluginManager method*), 322  
importorskip() (*in module pytest*), 244  
inipath (*Config property*), 310  
inline\_genitems() (*Pytester method*), 266  
inline\_run() (*Pytester method*), 266  
inline\_runsource() (*Pytester method*), 266  
instance (*FixtureRequest property*), 274  
INTERNAL\_ERROR (*ExitCode attribute*), 316  
INTERRUPTED (*ExitCode attribute*), 316  
INVOCATION\_DIR (*Config.ArgsSource attribute*), 309  
invocation\_params (*Config attribute*), 309  
is\_blocked() (*PytestPluginManager method*), 323  
is\_registered() (*PytestPluginManager method*), 323  
isinitpath() (*Session method*), 300  
issue\_config\_time\_warning() (*Config method*), 310  
Item (*class in pytest*), 297  
iter\_markers() (*Node method*), 295  
iter\_markers\_with\_node() (*Node method*), 295

## J

junit\_duration\_report  
    configuration value, 334  
junit\_family  
    configuration value, 334  
junit\_log\_passing\_tests  
    configuration value, 335  
junit\_logging  
    configuration value, 334  
junit\_suite\_name  
    configuration value, 335

## K

keywords (*Class attribute*), 303  
keywords (*Collector attribute*), 297  
keywords (*Dir attribute*), 312  
keywords (*Directory attribute*), 313  
keywords (*File attribute*), 299  
keywords (*FixtureRequest property*), 274  
keywords (*FSCollector attribute*), 300  
keywords (*Function attribute*), 305  
keywords (*FunctionDefinition attribute*), 306  
keywords (*Item attribute*), 297  
keywords (*Module attribute*), 302  
keywords (*Node attribute*), 294  
keywords (*Package attribute*), 302  
keywords (*TestReport attribute*), 325  
kwargs (*Mark attribute*), 318  
kwargs (*MarkDecorator property*), 317

## L

letter (*TestShortLogReport attribute*), 327  
LineMatcher (*class in pytest*), 270  
list (*WarningsRecorder property*), 273  
list\_name\_plugin() (*PytestPluginManager method*), 323  
list\_plugin\_distinfo() (*PytestPluginManager method*), 323  
listchain() (*Node method*), 294  
listextrakeywords() (*Node method*), 295  
load\_setuptools\_entrypoints() (*PytestPluginManager method*), 323  
location (*Item property*), 298  
location (*TestReport attribute*), 325  
log\_auto\_indent  
    configuration value, 335  
log\_cli  
    configuration value, 335  
log\_cli\_date\_format  
    configuration value, 335  
log\_cli\_format  
    configuration value, 336  
log\_cli\_level  
    configuration value, 336  
log\_date\_format  
    configuration value, 336  
log\_file  
    configuration value, 336  
log\_file\_date\_format  
    configuration value, 336  
log\_file\_format  
    configuration value, 336  
log\_file\_level  
    configuration value, 336  
log\_format  
    configuration value, 337  
log\_level  
    configuration value, 337  
LogCaptureFixture (*class in pytest*), 255  
longrepr (*CollectReport attribute*), 307  
longrepr (*TestReport attribute*), 325  
longreprtext (*CollectReport property*), 308  
longreprtext (*TestReport property*), 326

## M

main() (*in module pytest*), 245  
make\_hook\_recorder() (*Pytester method*), 262  
makeconftest() (*Pytester method*), 263  
makefile() (*Pytester method*), 263  
makeini() (*Pytester method*), 263  
makepyfile() (*Pytester method*), 264  
makepyprojecttoml() (*Pytester method*), 264  
maketxtfile() (*Pytester method*), 264  
Mark (*class in pytest*), 318

[MarkDecorator \(class in pytest\)](#), 316  
[markers](#)  
     configuration value, 337  
[MarkGenerator \(class in pytest\)](#), 317  
[match\(\)](#) (*ExceptionInfo* method), 315  
[matchreport\(\)](#) (*HookRecorder* method), 271  
[messages](#) (*LogCaptureFixture* property), 256  
[Metafunc \(class in pytest\)](#), 318  
[minversion](#)  
     configuration value, 337  
[mkdir\(\)](#) (*Cache* method), 258  
[mkdir\(\)](#) (*Pytester* method), 264  
[mkpydir\(\)](#) (*Pytester* method), 265  
[mktemp\(\)](#) (*TempdirFactory* method), 279  
[mktemp\(\)](#) (*TempPathFactory* method), 278  
[Module \(class in pytest\)](#), 302  
[module](#) (*FixtureRequest* property), 274  
[module](#) (*Metafunc* attribute), 318  
[monkeypatch](#)  
     fixture, 259  
[MonkeyPatch \(class in pytest\)](#), 260  
[monkeypatch\(\)](#) (in module `_pytest.monkeypatch`), 259

## N

[name \(Class attribute\)](#), 303  
[name \(Collector attribute\)](#), 296  
[name \(Dir attribute\)](#), 312  
[name \(Directory attribute\)](#), 312  
[name \(File attribute\)](#), 299  
[name \(FSCollector attribute\)](#), 299  
[name \(Function attribute\)](#), 304  
[name \(FunctionDefinition attribute\)](#), 305  
[name \(Item attribute\)](#), 297  
[name \(Mark attribute\)](#), 318  
[name \(MarkDecorator property\)](#), 317  
[name \(Module attribute\)](#), 302  
[name \(Node attribute\)](#), 293  
[name \(Package attribute\)](#), 301  
[name \(Session attribute\)](#), 301  
[no\\_fnmatch\\_line\(\)](#) (*LineMatcher* method), 271  
[no\\_re\\_match\\_line\(\)](#) (*LineMatcher* method), 271  
[NO\\_TESTS\\_COLLECTED](#) (*ExitCode* attribute), 316  
[Node \(class in \\_pytest.nodes\)](#), 293  
[node](#) (*FixtureRequest* property), 274  
[nodeid](#) (*CollectReport* attribute), 307  
[nodeid](#) (*Node* property), 294  
[nodeid](#) (*TestReport* attribute), 325  
[norecursedirs](#)  
     configuration value, 337

## O

[OK](#) (*ExitCode* attribute), 316  
[option](#) (*Config* attribute), 309  
[OptionGroup \(class in pytest\)](#), 321

[originalname](#) (*Function* attribute), 304  
[outcome](#) (*CollectReport* attribute), 307  
[outcome](#) (*TestReport* attribute), 325  
[outlines](#) (*RunResult* attribute), 269  
[own\\_markers](#) (*Class* attribute), 303  
[own\\_markers](#) (*Collector* attribute), 297  
[own\\_markers](#) (*Dir* attribute), 312  
[own\\_markers](#) (*Directory* attribute), 313  
[own\\_markers](#) (*File* attribute), 299  
[own\\_markers](#) (*FSCollector* attribute), 300  
[own\\_markers](#) (*Function* attribute), 305  
[own\\_markers](#) (*FunctionDefinition* attribute), 306  
[own\\_markers](#) (*Item* attribute), 297  
[own\\_markers](#) (*Module* attribute), 302  
[own\\_markers](#) (*Node* attribute), 294  
[own\\_markers](#) (*Package* attribute), 302

## P

[Package \(class in pytest\)](#), 301  
[param\(\)](#) (in module `pytest`), 246  
[parametrize\(\)](#) (*Metafunc* method), 318  
[parent](#) (*Class* attribute), 303  
[parent](#) (*Collector* attribute), 296  
[parent](#) (*Dir* attribute), 312  
[parent](#) (*Directory* attribute), 313  
[parent](#) (*File* attribute), 299  
[parent](#) (*FSCollector* attribute), 299  
[parent](#) (*Function* attribute), 305  
[parent](#) (*FunctionDefinition* attribute), 305  
[parent](#) (*Item* attribute), 297  
[parent](#) (*Module* attribute), 302  
[parent](#) (*Node* attribute), 293  
[parent](#) (*Package* attribute), 301  
[parent](#) (*Session* attribute), 301  
[parse\\_known\\_and\\_unknown\\_args\(\)](#) (*Parser* method), 320  
[parse\\_known\\_args\(\)](#) (*Parser* method), 320  
[parse\\_summary\\_nouns\(\)](#) (*RunResult* class method), 270  
[parseconfig\(\)](#) (*Pytester* method), 267  
[parseconfigure\(\)](#) (*Pytester* method), 267  
[parseoutcomes\(\)](#) (*RunResult* method), 269  
[Parser \(class in pytest\)](#), 320  
[passed](#) (*CollectReport* property), 308  
[passed](#) (*TestReport* property), 326  
[path](#) (*Class* attribute), 303  
[path](#) (*Collector* attribute), 297  
[path](#) (*Dir* attribute), 312  
[path](#) (*Directory* attribute), 313  
[path](#) (*File* attribute), 299  
[path](#) (*FixtureRequest* property), 274  
[path](#) (*FSCollector* attribute), 299  
[path](#) (*Function* attribute), 305  
[path](#) (*FunctionDefinition* attribute), 306

[path \(Item attribute\)](#), 297  
[path \(Module attribute\)](#), 302  
[path \(Node attribute\)](#), 294  
[path \(Package attribute\)](#), 302  
[path \(Pytester property\)](#), 262  
[path \(Session attribute\)](#), 301  
[perform\\_collect\(\) \(Session method\)](#), 300  
[pluginmanager \(Config attribute\)](#), 309  
[plugins \(Config.InvocationParams attribute\)](#), 309  
[plugins \(Pytester attribute\)](#), 262  
[pop\(\) \(WarningsRecorder method\)](#), 273  
[popen\(\) \(Pytester method\)](#), 268  
[project\\_name \(PytestPluginManager attribute\)](#), 324  
[pytest.hookimpl\(\)](#)  
     built-in function, 280  
[pytest.hookspec\(\)](#)  
     built-in function, 280  
[pytest.mark.filterwarnings\(\)](#)  
     built-in function, 251  
[pytest.mark.skip\(\)](#)  
     built-in function, 251  
[pytest.mark.skipif\(\)](#)  
     built-in function, 251  
[pytest.mark.usefixtures\(\)](#)  
     built-in function, 252  
[pytest.mark.xfail\(\)](#)  
     built-in function, 252  
[pytest.addhooks](#)  
     hook, 282  
[pytest.addhooks\(\) \(in module `\_pytest.hookspec`\)](#), 282  
[pytest.addoption](#)  
     hook, 281  
[pytest.addoption\(\) \(in module `\_pytest.hookspec`\)](#), 281  
[pytest.assertion\\_pass](#)  
     hook, 292  
[pytest.assertion\\_pass\(\) \(in module `\_pytest.hookspec`\)](#), 292  
[pytest.assertrepr\\_compare](#)  
     hook, 291  
[pytest.assertrepr\\_compare\(\) \(in module `\_pytest.hookspec`\)](#), 291  
[pytest.cmdline\\_main](#)  
     hook, 281  
[pytest.cmdline\\_main\(\) \(in module `\_pytest.hookspec`\)](#), 281  
[pytest.cmdline\\_parse](#)  
     hook, 280  
[pytest.cmdline\\_parse\(\) \(in module `\_pytest.hookspec`\)](#), 280  
[pytest.cmdline\\_preparse](#)  
     hook, 280  
[pytest.cmdline\\_preparse\(\) \(in module `\_pytest.hookspec`\)](#), 280  
[pytest\\_collect\\_directory](#)  
     hook, 284  
[pytest\\_collect\\_directory\(\) \(in module `\_pytest.hookspec`\)](#), 284  
[pytest\\_collect\\_file](#)  
     hook, 284  
[pytest\\_collect\\_file\(\) \(in module `\_pytest.hookspec`\)](#), 284  
[pytest\\_collection](#)  
     hook, 283  
[pytest\\_collection\(\) \(in module `\_pytest.hookspec`\)](#), 283  
[pytest\\_collection\\_finish\(\) \(in module `\_pytest.hookspec`\)](#), 286  
[pytest\\_collection\\_modifyitems](#)  
     hook, 285  
[pytest\\_collection\\_modifyitems\(\) \(in module `\_pytest.hookspec`\)](#), 285  
[pytest\\_collectreport](#)  
     hook, 289  
[pytest\\_collectreport\(\) \(in module `\_pytest.hookspec`\)](#), 289  
[pytest\\_collectstart](#)  
     hook, 288  
[pytest\\_collectstart\(\) \(in module `\_pytest.hookspec`\)](#), 288  
[pytest\\_configure](#)  
     hook, 282  
[pytest\\_configure\(\) \(in module `\_pytest.hookspec`\)](#), 282  
[PYTEST\\_CURRENT\\_TEST](#), 355, 390  
[pytest\\_deselected](#)  
     hook, 289  
[pytest\\_deselected\(\) \(in module `\_pytest.hookspec`\)](#), 289  
[pytest\\_enter\\_pdb](#)  
     hook, 293  
[pytest\\_enter\\_pdb\(\) \(in module `\_pytest.hookspec`\)](#), 293  
[pytest\\_exception\\_interact](#)  
     hook, 292  
[pytest\\_exception\\_interact\(\) \(in module `\_pytest.hookspec`\)](#), 292  
[pytest\\_fixture\\_post\\_finalizer](#)  
     hook, 291  
[pytest\\_fixture\\_post\\_finalizer\(\) \(in module `\_pytest.hookspec`\)](#), 291  
[pytest\\_fixture\\_setup](#)  
     hook, 290  
[pytest\\_fixture\\_setup\(\) \(in module `\_pytest.hookspec`\)](#), 290  
[pytest\\_generate\\_tests](#)



hook, [285](#)

`pytest_generate_tests()` (in module `_pytest.hookspec`), [285](#)

`pytest_ignore_collect` hook, [283](#)

`pytest_ignore_collect()` (in module `_pytest.hookspec`), [283](#)

`pytest_internalerror` hook, [292](#)

`pytest_internalerror()` (in module `_pytest.hookspec`), [292](#)

`pytest_itemcollected` hook, [288](#)

`pytest_itemcollected()` (in module `_pytest.hookspec`), [288](#)

`pytest_keyboard_interrupt` hook, [292](#)

`pytest_keyboard_interrupt()` (in module `_pytest.hookspec`), [292](#)

`pytest_leave_pdb` hook, [293](#)

`pytest_leave_pdb()` (in module `_pytest.hookspec`), [293](#)

`pytest_load_initial_conftests` hook, [280](#)

`pytest_load_initial_conftests()` (in module `_pytest.hookspec`), [280](#)

`pytest_make_collect_report` hook, [288](#)

`pytest_make_collect_report()` (in module `_pytest.hookspec`), [288](#)

`pytest_make_parametrize_id` hook, [285](#)

`pytest_make_parametrize_id()` (in module `_pytest.hookspec`), [285](#)

`pytest_markeval_namespace` hook, [285](#)

`pytest_markeval_namespace()` (in module `_pytest.hookspec`), [285](#)

`pytest_plugin_registered` hook, [282](#)

`pytest_plugin_registered()` (in module `_pytest.hookspec`), [282](#)

`PYTEST_PLUGINS`, [95](#)

`pytest_plugins` global variable interpreted by `pytest`, [329](#)

`pytest_pycollect_makeitem` hook, [284](#)

`pytest_pycollect_makeitem()` (in module `_pytest.hookspec`), [284](#)

`pytest_pycollect_makemodule` hook, [284](#)

`pytest_pycollect_makemodule()` (in module `_pytest.hookspec`), [284](#)

`pytest_pyfunc_call` hook, [288](#)

`pytest_pyfunc_call()` (in module `_pytest.hookspec`), [288](#)

`pytest_report_collectionfinish` hook, [289](#)

`pytest_report_collectionfinish()` (in module `_pytest.hookspec`), [289](#)

`pytest_report_from_serializable` hook, [290](#)

`pytest_report_from_serializable()` (in module `_pytest.hookspec`), [290](#)

`pytest_report_header` hook, [289](#)

`pytest_report_header()` (in module `_pytest.hookspec`), [289](#)

`pytest_report_teststatus` hook, [290](#)

`pytest_report_teststatus()` (in module `_pytest.hookspec`), [290](#)

`pytest_report_to_serializable` hook, [290](#)

`pytest_report_to_serializable()` (in module `_pytest.hookspec`), [290](#)

`pytest_runtest_call` hook, [287](#)

`pytest_runtest_call()` (in module `_pytest.hookspec`), [287](#)

`pytest_runtest_logfinish` hook, [287](#)

`pytest_runtest_logfinish()` (in module `_pytest.hookspec`), [287](#)

`pytest_runtest_logreport` hook, [291](#)

`pytest_runtest_logreport()` (in module `_pytest.hookspec`), [291](#)

`pytest_runtest_logstart` hook, [287](#)

`pytest_runtest_logstart()` (in module `_pytest.hookspec`), [287](#)

`pytest_runtest_makereport` hook, [288](#)

`pytest_runtest_makereport()` (in module `_pytest.hookspec`), [288](#)

`pytest_runtest_protocol` hook, [286](#)

`pytest_runtest_protocol()` (in module `_pytest.hookspec`), [286](#)

`pytest_runtest_setup` hook, [287](#)

`pytest_runtest_setup()` (in module `_pytest.hookspec`), [287](#)

- pytest\_runtest\_teardown
    - hook, [287](#)
  - pytest\_runtest\_teardown() (in module `_pytest.hookspec`), [287](#)
  - pytest\_runtestloop
    - hook, [286](#)
  - pytest\_runtestloop() (in module `_pytest.hookspec`), [286](#)
  - pytest\_sessionfinish
    - hook, [282](#)
  - pytest\_sessionfinish() (in module `_pytest.hookspec`), [282](#)
  - pytest\_sessionstart
    - hook, [282](#)
  - pytest\_sessionstart() (in module `_pytest.hookspec`), [282](#)
  - pytest\_terminal\_summary
    - hook, [290](#)
  - pytest\_terminal\_summary() (in module `_pytest.hookspec`), [290](#)
  - PYTEST\_THEME, [237](#), [330](#)
  - PYTEST\_THEME\_MODE, [237](#)
  - pytest\_unconfigure
    - hook, [282](#)
  - pytest\_unconfigure() (in module `_pytest.hookspec`), [282](#)
  - pytest\_warning\_recorded
    - hook, [291](#)
  - pytest\_warning\_recorded() (in module `_pytest.hookspec`), [291](#)
  - PytestAssertRewriteWarning (class in `pytest`), [331](#)
  - PytestCacheWarning (class in `pytest`), [331](#)
  - PytestCollectionWarning (class in `pytest`), [331](#)
  - pytestconfig
    - fixture, [262](#)
  - pytestconfig() (in module `_pytest.fixtures`), [262](#)
  - PytestConfigWarning (class in `pytest`), [331](#)
  - PytestDeprecationWarning (class in `pytest`), [331](#)
  - pytester
    - fixture, [262](#)
  - Pytester (class in `pytest`), [262](#)
  - Pytester.TimeoutExpired, [262](#)
  - PytestExperimentalApiWarning (class in `pytest`), [331](#)
  - pytestmark
    - global variable interpreted by `pytest`, [329](#)
  - PytestPluginManager (class in `pytest`), [321](#)
  - PytestRemovedIn8Warning (class in `pytest`), [331](#)
  - PytestRemovedIn9Warning (class in `pytest`), [332](#)
  - PytestReturnNotNoneWarning (class in `pytest`), [331](#)
  - PytestUnhandledCoroutineWarning (class in `pytest`), [332](#)
  - PytestUnhandledThreadExceptionWarning (class in `pytest`), [332](#)
  - PytestUnknownMarkWarning (class in `pytest`), [332](#)
  - PytestUnraisableExceptionWarning (class in `pytest`), [332](#)
  - PytestWarning (class in `pytest`), [331](#)
  - Python Enhancement Proposals
    - PEP 302, [97](#)
    - PEP 506, [83](#)
    - PEP 565, [82](#)
    - PEP 678, [246](#)
  - python:PYTHONWARNINGS, [82](#)
  - python\_classes
    - configuration value, [338](#)
  - python\_files
    - configuration value, [338](#)
  - python\_functions
    - configuration value, [338](#)
  - PYTHONPATH, [339](#)
  - pythonpath
    - configuration value, [339](#)
  - PYTHONTRACEMALLOC, [86](#)
- ## R
- raiseerror() (*FixtureRequest* method), [274](#)
  - raises() (in module `pytest`), [246](#)
  - re\_match\_lines() (*LineMatcher* method), [271](#)
  - re\_match\_lines\_random() (*LineMatcher* method), [270](#)
  - readouterr() (*CaptureFixture* method), [257](#)
  - record\_property
    - fixture, [272](#)
  - record\_property() (in module `_pytest.junitxml`), [272](#)
  - record\_testsuite\_property
    - fixture, [272](#)
  - record\_testsuite\_property() (in module `_pytest.junitxml`), [272](#)
  - record\_tuples (*LogCaptureFixture* property), [256](#)
  - RecordedHookCall (class in `pytest`), [271](#)
  - records (*LogCaptureFixture* property), [256](#)
  - recwarn
    - fixture, [272](#)
  - recwarn() (in module `_pytest.recwarn`), [273](#)
  - register() (*PytestPluginManager* method), [322](#)
  - register\_assert\_rewrite() (in module `pytest`), [249](#)
  - reportinfo() (*Item* method), [298](#)
  - repr\_failure() (*Collector* method), [296](#)
  - repr\_failure() (*Function* method), [304](#)
  - repr\_failure() (*Node* method), [296](#)
  - request
    - fixture, [273](#)

- required\_plugins
  - configuration value, 339
- result (*CallInfo* property), 306
- result (*CollectReport* attribute), 307
- ret (*RunResult* attribute), 269
- rootpath (*Config* property), 309
- run() (*Pytester* method), 268
- runitem() (*Pytester* method), 266
- runpytest() (*Pytester* method), 266
- runpytest\_inprocess() (*Pytester* method), 266
- runpytest\_subprocess() (*Pytester* method), 268
- runpython() (*Pytester* method), 268
- runpython\_c() (*Pytester* method), 268
- RunResult (class in *pytest*), 269
- runtest() (*Function* method), 304
- runtest() (*FunctionDefinition* method), 305
- runtest() (*Item* method), 298

## S

- scope (*FixtureDef* property), 316
- scope (*FixtureRequest* property), 273
- sections (*CollectReport* attribute), 307
- sections (*TestReport* attribute), 325
- session (Class attribute), 303
- Session (class in *pytest*), 300
- session (Collector attribute), 296
- session (Dir attribute), 312
- session (Directory attribute), 313
- session (File attribute), 299
- session (*FixtureRequest* property), 274
- session (FSCollector attribute), 300
- session (Function attribute), 305
- session (FunctionDefinition attribute), 305
- session (Item attribute), 297
- session (Module attribute), 302
- session (Node attribute), 294
- session (Package attribute), 301
- session (Session attribute), 301
- Session.Failed, 300
- Session.Interrupted, 300
- set() (*Cache* method), 259
- set\_blocked() (*PytestPluginManager* method), 324
- set\_level() (*LogCaptureFixture* method), 256
- setattr() (*MonkeyPatch* method), 260
- setdefault() (*Stash* method), 328
- setenv() (*MonkeyPatch* method), 261
- setitem() (*MonkeyPatch* method), 261
- setup() (*FunctionDefinition* method), 306
- skip() (in module *pytest*), 244
- skipped (*CollectReport* property), 308
- skipped (*TestReport* property), 326
- spawn() (*Pytester* method), 269
- spawn\_pytest() (*Pytester* method), 269
- start (*CallInfo* attribute), 306

- start (*TestReport* attribute), 325
- startpath (*Session* property), 300
- stash (Class attribute), 303
- Stash (class in *pytest*), 327
- stash (Collector attribute), 297
- stash (Config attribute), 309
- stash (Dir attribute), 312
- stash (Directory attribute), 313
- stash (File attribute), 299
- stash (FSCollector attribute), 300
- stash (Function attribute), 305
- stash (FunctionDefinition attribute), 306
- stash (Item attribute), 298
- stash (Module attribute), 303
- stash (Node attribute), 294
- stash (Package attribute), 302
- StashKey (class in *pytest*), 328
- stderr (*RunResult* attribute), 269
- stdout (*RunResult* attribute), 269
- stop (*CallInfo* attribute), 306
- stop (*TestReport* attribute), 325
- str() (*LineMatcher* method), 271
- subset\_hook\_caller() (*PytestPluginManager* method), 324
- syspath\_prepend() (*MonkeyPatch* method), 261
- syspathinsert() (*Pytester* method), 264

## T

- tb (*ExceptionInfo* property), 314
- TempdirFactory (class in *pytest*), 279
- TempPathFactory (class in *pytest*), 278
- testdir
  - fixture, 275
- testpaths
  - configuration value, 339
- TESTPATHS (*Config.ArgsSource* attribute), 309
- TestReport (class in *pytest*), 325
- TESTS\_FAILED (*ExitCode* attribute), 316
- TestShortLogReport (class in *pytest*), 327
- text (*LogCaptureFixture* property), 256
- tmp\_path
  - fixture, 277
- tmp\_path() (in module *\_pytest.tmpdir*), 278
- tmp\_path\_factory
  - fixture, 278
- tmp\_path\_retention\_count
  - configuration value, 339
- tmp\_path\_retention\_policy
  - configuration value, 339
- tmpdir
  - fixture, 278
- tmpdir() (in module *\_pytest.legacypath.LegacyTmpdirPlugin*), 279
- tmpdir\_factory



- fixture, 279
- trace (*PytestPluginManager attribute*), 324
- traceback (*ExceptionInfo property*), 314
- type (*ExceptionInfo property*), 314
- typename (*ExceptionInfo property*), 314

## U

- unblock() (*PytestPluginManager method*), 324
- undo() (*MonkeyPatch method*), 261
- unregister() (*PytestPluginManager method*), 324
- USAGE\_ERROR (*ExitCode attribute*), 316
- UsageError, 331
- usefixtures
  - configuration value, 340
- user\_properties (*Function attribute*), 305
- user\_properties (*FunctionDefinition attribute*), 306
- user\_properties (*Item attribute*), 297
- user\_properties (*TestReport attribute*), 325

## V

- value (*ExceptionInfo property*), 314
- verbosity\_assertions
  - configuration value, 340
- VERBOSITY\_ASSERTIONS (*Config attribute*), 311

## W

- warn() (*Node method*), 294
- WarningsRecorder (*class in pytest*), 273
- warns() (*in module pytest*), 249
- when (*CallInfo attribute*), 306
- when (*TestReport attribute*), 325
- with\_args() (*MarkDecorator method*), 317
- word (*TestShortLogReport attribute*), 327

## X

- xfail() (*in module pytest*), 245
- xfail\_strict
  - configuration value, 340